

HSBC Aspire Portfolio

PMS Product Note

March 2024

Emerging themes from Mid and Small Cap stocks to lead in the next decade

Mid Cap stocks	Small Cap stocks	Large Cap stocks	Aspirational themes with High Alpha
Emerging set of companies with growth potential. Midcap universe offers access to growing pool of leaders.	Big opportunities through Small Cap stocks as they may offer valuation discount on account of under-researched / under-owned features	Well researched Large Cap stocks have visibility on earnings growth with proven business and track record	Aim to build a portfolio with aspirational themes that have potential to deliver alpha from a Mid & Small Cap stocks oriented Multi Cap Equity strategy

Aspirational themes from Mid and Small Cap stocks with flavor of quality Large Cap stocks

Inception Date : 21 September 2023

Minimum Application Amount

For (1) Fixed fee option and (2) Fixed & Performance-linked option = INR 5 million

Investment Objective

HSBC Aspire Portfolio aims to generate long-term capital growth from an actively managed portfolio of equity and equity related securities predominately from the mid and small cap companies. However, the approach would also have the flexibility to invest in companies across the entire market capitalization spectrum. There can be no assurance or guarantee the objective of the investment approach would be achieved

Benchmark: • Regulatory Benchmark/ Strategy Benchmark: S&P BSE 500 TRI
• Secondary Benchmark: Nifty MidSmall 400 Index

Rationale for selection of benchmark –

Regulatory Benchmark/ Strategy Benchmark: Benchmark prescribed by Association of Portfolio Managers in India (APMI) as mandated by SEBI to evaluate relative performance of the portfolio. This is decided by APMI as per market-cap based methodology for equity strategy. Secondary Benchmark: The portfolio is also being benchmarked against the Nifty MidSmall 400 Index since its composition is in line with the objective of the investment approach. The index comprises of mid and small cap companies and is also suited for comparing the performance of the portfolio.

Fund Manager

Sheetalkumar Shah, Total Experience: 27 years, managing this portfolio since 21 September 2023

Indicative tenure or investment horizon

Medium to Long Term (5 years+)

HSBC Aspire Portfolio

HSBC Portfolio Management Services presents HSBC Aspire Portfolio, which aims to invest your money in emerging themes from Mid and Small Cap stocks to which may lead in the next decade.

Why Mid and Small Cap stocks?

- Stocks from relatively new sectors are getting listed and many of these are mid - small cap stocks
- India gaining traction as a manufacturing source would mean opportunities for a lot of ancillary sectors which would be smaller in size
- Historically, Mid and Small Cap stocks have delivered reasonable performance over medium to long term
- Small and Mid Cap stocks are good options to hold emerging business leaders. More Mid-Small cap businesses are dependent on domestic factors
- Mid and Small Cap stocks offer potential of delivering growth and alpha in the long term

Top 10 Holdings

Name	Weight%
INTELLECT DESIGN ARENA LTD	3.97
AEGIS LOGISTICS LTD	3.76
MAX FINANCIAL SERVICES LTD	3.44
360 ONE WAM LTD	3.44
VOLTAS LTD	3.42
JSW ENERGY LTD	3.30
GODREJ PROPERTIES LTD	3.29
HINDUSTAN AERONAUTICS LTD	3.20
JINDAL STAINLESS LTD	3.18
BANK OF BARODA	3.13

Why Invest in HSBC Aspire Portfolio (HSAP)?

Quality

The portfolio aims to gain by focusing on Quality Business with robust growth & competitive advantages: High quality products, brands, franchise with scalability and resilience.

Sustainability

Sustainable earning growth & return ratios: We prefer companies with superior earnings growth profile with high ROE/ROCE with low gearing.

Valuations

Fair Valuations: Identifying a scrip at fair value before its future earnings growth is reflected in its "valuation" is an art which helps in generating portfolio "Alpha".

Ownership

Promoter holding: Invests into businesses with reasonable promoter holding. The management with passion and have skin in the game are expected to deliver performance over the period of time.

Governance
















Corporate governance a key to long term success: Transparent, passionate & honest management helps in multiplying wealth in the long term. Capital efficiency reflects the management skills.

Performance# (29 Feb '24)	1 Month	3 Months	Since inception (21/09/23)
Portfolio (HSAP)	-0.12%	7.73%	11.10%
BSE 500 TRI ^	1.66%	11.93%	15.34%
Nifty MidSmallcap400 ^^	-0.43%	12.14%	19.67%

Source – Bloomberg, The above information is for general information purpose only and it should not be considered as investment research, investment recommendation or advice to any reader of this content to buy or sell investments. Data as on 29 February 2024. Investors should note that pursuant to Clause 2.3 of SEBI Master circular for Portfolio Managers dated March 20, 2023, investors have an option to invest directly i.e. without intermediation of persons engaged in distribution services.

Source – Bloomberg, Returns upto 1 year are absolute & over 1 year are Compounded Annualized Returns are adjusted for inflows/outflows. The above information is for general information purpose only and it should not be considered as investment research, investment recommendation or advice to any reader of this content to buy or sell investments. The portfolio may or may not have any future position in these stocks. Data as on 31 January 2024. # Refer page no. 2 for detailed disclaimer. To view the portfolio's performance relative to other Portfolio Managers, you may click here (APMI (apmiindia.org)).

PUBLIC

Description of types of securities	Sector Allocation	Market Capitalisation																							
Equity and equity related securities including convertible bonds and debentures and warrants carrying the right to obtain equity shares Derivatives instruments as may be permitted by SEBI / RBI Units of liquid funds/overnight funds of HSBC Mutual Fund Cash and Cash equivalents Any other instruments as may be permitted by RBI / SEBI / such other Regulatory authorities from time to time	<table><tr><th>Sector Name</th><th>% of Net Assets</th></tr><tr><td>Industrials</td><td>19.14</td></tr><tr><td>Financials</td><td>15.24</td></tr><tr><td>Consumer Discretionary</td><td>13.91</td></tr><tr><td>Materials</td><td>8.25</td></tr><tr><td>Health Care</td><td>8.21</td></tr><tr><td>Information Technology</td><td>6.58</td></tr><tr><td>Energy</td><td>3.76</td></tr><tr><td>Utilities</td><td>3.30</td></tr><tr><td>Real Estate</td><td>3.29</td></tr><tr><td>Consumer Staples</td><td>2.48</td></tr></table>	Sector Name	% of Net Assets	Industrials	19.14	Financials	15.24	Consumer Discretionary	13.91	Materials	8.25	Health Care	8.21	Information Technology	6.58	Energy	3.76	Utilities	3.30	Real Estate	3.29	Consumer Staples	2.48	Small Cap : Mid Cap: Large Cap: Avg. Weighted Market Capitalisation Median Market Capitalisation Large Cap:1st 100 company in terms of full market capitalization. Mid Cap: 101st to 250th company in terms of full market capitalization. Small Cap: 251st company onwards in terms of full market capitalisation.	46.45% 26.29% 11.40% Rs.15,439 Cr Rs.34,804 Cr
Sector Name	% of Net Assets																								
Industrials	19.14																								
Financials	15.24																								
Consumer Discretionary	13.91																								
Materials	8.25																								
Health Care	8.21																								
Information Technology	6.58																								
Energy	3.76																								
Utilities	3.30																								
Real Estate	3.29																								
Consumer Staples	2.48																								
Allocation of portfolio across types of securities	Why Mid and Small Cap stocks with flavor of Large Cap stocks																								
<p>The investment approach has the mandate to predominantly invest in Equity and Equity related instruments of mid cap and small cap companies. However, the investment approach has the flexibility to invest in companies across the entire market capitalization spectrum.</p> <p>Risk associated with investment approach</p> <p>Deployment of monies under the investment approach will be oriented towards equity and equity related securities of companies belonging to mid cap and small cap. Stocks of these companies usually have lower trading volumes on the exchanges, which may result into higher impact costs and longer execution time compared to large cap stocks. These companies tend to be less researched compared to large cap stocks and this may result into longer waiting period for the stock to reach their potential intrinsic value. A lot of smaller companies can be highly volatile and hence tend to have large up and down movements which may result in periods where the investor may see drawdowns. Further, small cap companies have higher opportunities of growth but these come with higher amount of risk as well and therefore, are suitable only for those investors who have higher risk appetite. It is likely that the portfolio may also experience period of volatile performance and liquidity challenges in view of its exposure towards mid and small cap companies. These companies will also be affected by the broader macro-economic environment such as interest rate changes, liquidity, cross border fund flows, statutory/regulatory changes etc.</p> <p>Since the portfolio is expected to be concentrated with exposure to select themes/sectors, it may perform differently from the broader stock markets/benchmark, but may still be impacted by broad market movements. It is likely that the portfolio may also experience period of volatile performance and liquidity challenges in view of the limited number of stocks invested in by the fund manager.</p>	<p>Potential alpha generators</p> <table><tr><th>Mid Cap stock features</th><th>Small Cap stock features</th><th>Large Cap stock features</th></tr><tr><td>Historically above average performance</td><td>Multi-baggers of tomorrow</td><td>Low volatility</td></tr><tr><td>Earnings acceleration and superior growth trajectory</td><td>High earnings growth potential</td><td>Relatively stable earnings growth</td></tr><tr><td>Under-researched, Under- owned</td><td>Under-researched and under-owned</td><td>Well-researched</td></tr><tr><td>Leaders in smaller sectors</td><td>Opportunities to spot pricing anomalies</td><td>Well-owned</td></tr><tr><td>Niche players in traditional sectors</td><td>Diversity and alpha potential, Large under owned universe of around ~700 stocks in small cap space</td><td>Reasonable valuations</td></tr></table> <p>Portfolio positioning</p> <ul style="list-style-type: none">Many sectors/segments of the market represented by Mid & Small Cap stocks category onlye.g. Textile / Hospitality industry / Hospitals / auto ancillary / agrochemicals & agri inputs / real estate / consumer durables/media/building material & home improvement/fashion, retail, new age technology, etc.As India's economy is expected to grow from 3 trillion to 5 trillion to 10 trillion economy in the coming decade, many of these sectors may grow disproportionately and selection of quality stocks from these sectors can offer immense opportunity in Aspire portfolio. <div><div>Strong lineage</div><div><ul style="list-style-type: none">Aspire Portfolio is from the HSBC Asset Management that has:Competent investment management teamConsistent Track recordSound investment process & philosophy</div></div> <div><div>Portfolio positioning</div><div><ul style="list-style-type: none">Focus on alpha generation from selection of quality Mid / Small Cap stocks with non-consensus approach and in-house research</div></div> <div><div>Opportunistic</div><div><ul style="list-style-type: none">Flexibility in investing into new themes, special situation plays.</div></div> <div><div>Investment discipline</div><div><ul style="list-style-type: none">Clear focus on "what not to buy"</div></div>			Mid Cap stock features	Small Cap stock features	Large Cap stock features	 Historically above average performance	Multi-baggers of tomorrow	Low volatility	 Earnings acceleration and superior growth trajectory	High earnings growth potential	Relatively stable earnings growth	 Under-researched, Under- owned	Under-researched and under-owned	Well-researched	 Leaders in smaller sectors	Opportunities to spot pricing anomalies	Well-owned	 Niche players in traditional sectors	Diversity and alpha potential, Large under owned universe of around ~700 stocks in small cap space	Reasonable valuations				
Mid Cap stock features	Small Cap stock features	Large Cap stock features																							
 Historically above average performance	Multi-baggers of tomorrow	Low volatility																							
 Earnings acceleration and superior growth trajectory	High earnings growth potential	Relatively stable earnings growth																							
 Under-researched, Under- owned	Under-researched and under-owned	Well-researched																							
 Leaders in smaller sectors	Opportunities to spot pricing anomalies	Well-owned																							
 Niche players in traditional sectors	Diversity and alpha potential, Large under owned universe of around ~700 stocks in small cap space	Reasonable valuations																							
<p>Note - The above sector mentioned for illustration purpose only. The above data/information represents historic performance of the sector and for illustration purpose only. The above graphs/ analysis should not be construed as an investment advice or research report or recommendation to buy or sell any sector mentioned above. Past performance may or may not sustain and doesn't guarantee the future performance. For illustrative purposes only. The information above is provided by and represents the opinions of HSBC Asset Management and is subject to change without notice.</p> <p>Source – Bloomberg, Data as on 29 February 2024.</p> <p>The above information is for general information purpose only and it should not be considered as investment research, investment recommendation or advice to any reader of this content to buy or sell investments. The information above is provided by and represents the opinions of HSBC Asset Management and is subject to change without notice. The above sector is mentioned for illustration purpose only. The above data/information represents historic performance of the sector and for illustration purpose only. The above graphs/ analysis should not be construed as an investment advice or research report or recommendation to buy or sell any sector mentioned above.</p> <p>* Past performance may or may not be sustained in future. Time weighted - Daily valuation method is used for rate of return calculation. Returns up to 1 year are absolute & over 1 year are Compounded Annualized. The performance disclosed above is based on all clients' portfolios under the investment approach, existing as on the performance calculation date, using Time Weighted Rate of Return (TWRR) of each client. All cash holdings and investments in liquid funds are also considered for calculation of performance and the performance data is net of all fees and all expenses (including taxes). Since inception date stated above is the date on which the first client investment was made under the investment approach. Please note that the actual performance for a client portfolio may vary due to factors such as expenses charged, timing of additional flows and redemption, individual client investment restrictions, if any, etc. These factors may have an impact on client's portfolio performance and hence may vary significantly from the performance disclosed above. Neither the Portfolio Manager, nor its directors or employees shall in any way liable for any variation noticed in the returns of individual client portfolios. The performance related information provided herein is not verified by SEBI.</p>																									