

HSBC Aspire Portfolio

PMS Product Note

May 2024

Emerging themes from Mid and Small Cap stocks to lead in the next decade

Mid Cap stocks		Small Cap stocks		Large Cap stocks		Aspirational themes with High Alpha
Emerging set of companies with growth potential. Midcap universe offers access to growing pool of leaders.	+	Big opportunities through Small Cap stocks as they may offer valuation discount on account of under-researched / under-owned features	+	Well researched Large Cap stocks have visibility on earnings growth with proven business and track record	=	Aim to build a portfolio with aspirational themes that have potential to deliver alpha from a Mid & Small Cap stocks oriented Multi Cap Equity strategy

Aspirational themes from Mid and Small Cap stocks with flavor of quality Large Cap stocks

Inception Date : 21 September 2023

Minimum Application Amount

For (1) Fixed fee option and (2) Fixed & Performance-linked option = INR 5 million

Investment Objective

HSBC Aspire Portfolio aims to generate long-term capital growth from an actively managed portfolio of equity and equity related securities predominately from the mid and small cap companies. However, the approach would also have the flexibility to invest in companies across the entire market capitalization spectrum. There can be no assurance or guarantee the objective of the investment approach would be achieved

Benchmark: • Regulatory Benchmark/ Strategy Benchmark: S&P BSE 500 TRI
• Secondary Benchmark: Nifty MidSmall 400 Index

Rationale for selection of benchmark –

Regulatory Benchmark/ Strategy Benchmark: Benchmark prescribed by Association of Portfolio Managers in India (APMI) as mandated by SEBI to evaluate relative performance of the portfolio. This is decided by APMI as per market-cap based methodology for equity strategy. Secondary Benchmark: The portfolio is also being benchmarked against the Nifty MidSmall 400 Index since its composition is in line with the objective of the investment approach. The index comprises of mid and small cap companies and is also suited for comparing the performance of the portfolio.

Fund Manager

Sheetalkumar Shah, Total Experience: 27 years, managing this portfolio since 21 September 2023

Indicative tenure or investment horizon

Medium to Long Term (5 years+)

HSBC Aspire Portfolio

HSBC Portfolio Management Services presents HSBC Aspire Portfolio, which aims to invest your money in emerging themes from Mid and Small Cap stocks to which may lead in the next decade.

Why Mid and Small Cap stocks?

- Stocks from relatively new sectors are getting listed and many of these are mid - small cap stocks
- India gaining traction as a manufacturing source would mean opportunities for a lot of ancillary sectors which would be smaller in size
- Historically, Mid and Small Cap stocks have delivered reasonable performance over medium to long term
- Small and Mid Cap stocks are good options to hold emerging business leaders. More Mid-Small cap businesses are dependent on domestic factors
- Mid and Small Cap stocks offer potential of delivering growth and alpha in the long term

Top 10 Holdings

Name	Weight%
AEGIS LOGISTICS LTD	4.41
HINDUSTAN AERONAUTICS LTD	3.93
INTELLECT DESIGN ARENA LTD	3.75
THOMAS COOK (INDIA) LTD	3.71
BANK OF BARODA	3.68
360 ONE WAM LTD	3.63
GODREJ PROPERTIES LTD	3.51
WPIL LTD	3.50
MAX FINANCIAL SERVICES LTD	3.47
JINDAL STAINLESS LTD	3.40

Why Invest in HSBC Aspire Portfolio (HSAP)?

Quality

The portfolio aims to gain by focusing on Quality Business with robust growth & competitive advantages: High quality products, brands, franchise with scalability and resilience.

Sustainability

Sustainable earning growth & return ratios: We prefer companies with superior earnings growth profile with high ROE/ROCE with low gearing.

Valuations

Fair Valuations: Identifying a scrip at fair value before its future earnings growth is reflected in its "valuation" is an art which helps in generating portfolio "Alpha".

Ownership

Promoter holding: Invests into businesses with reasonable promoter holding. The management with passion and have skin in the game are expected to deliver performance over the period of time.

Governance

Corporate governance a key to long term success: Transparent, passionate & honest management helps in multiplying wealth in the long term. Capital efficiency reflects the management skills.

Performance* (30 Apr '24)	1 Month	3 Months	6 Months	Since inception (21/09/23)
Portfolio (HSAP)	9.44%	9.18%	20.78%	21.43%
BSE 500 TRI ^	3.44%	6.05%	25.01%	20.33%
Nifty MidSmallcap400 ^^	7.79%	5.45%	30.41%	26.74%

Source – Bloomberg. The above information is for general information purpose only and it should not be considered as investment research, investment recommendation or advice to any reader of this content to buy or sell investments. Data as on 30 April 2024. Investors should note that pursuant to Clause 2.3 of SEBI Master circular for Portfolio Managers dated March 20, 2023, investors have an option to invest directly i.e. without intermediation of persons engaged in distribution services.

Source – Bloomberg. Returns upto 1 year are absolute & over 1 year are Compounded Annualized Returns are adjusted for inflows/outflows. The above information is for general information purpose only and it should not be considered as investment research, investment recommendation or advice to any reader of this content to buy or sell investments. The portfolio may or may not have any future position in these stocks. Data as on 31 January 2024. # Refer page no. 2 for detailed disclaimer. To view the portfolio's performance relative to other Portfolio Managers, you may click here (APMI (apmiindia.org)).

PUBLIC

Description of types of securities

Equity and equity related securities including convertible bonds and debentures and warrants carrying the right to obtain equity shares
Derivatives instruments as may be permitted by SEBI / RBI
Units of liquid funds/overnight funds of HSBC Mutual Fund
Cash and Cash equivalents
Any other instruments as may be permitted by RBI / SEBI / such other Regulatory authorities from time to time

Allocation of portfolio across types of securities

The investment approach has the mandate to predominantly invest in Equity and Equity related instruments of mid cap and small cap companies. However, the investment approach has the flexibility to invest in companies across the entire market capitalization spectrum.

Risk associated with investment approach

Deployment of monies under the investment approach will be oriented towards equity and equity related securities of companies belonging to mid cap and small cap. Stocks of these companies usually have lower trading volumes on the exchanges, which may result into higher impact costs and longer execution time compared to large cap stocks. These companies tend to be less researched compared to large cap stocks and this may result into longer waiting period for the stock to reach their potential intrinsic value. A lot of smaller companies can be highly volatile and hence tend to have large up and down movements which may result in periods where the investor may see drawdowns. Further, small cap companies have higher opportunities of growth but these come with higher amount of risk as well and therefore, are suitable only for those investors who have higher risk appetite. It is likely that the portfolio may also experience period of volatile performance and liquidity challenges in view of its exposure towards mid and small cap companies. These companies will also be affected by the broader macro-economic environment such as interest rate changes, liquidity, cross border fund flows, statutory/regulatory changes etc.

Since the portfolio is expected to be concentrated with exposure to select themes/sectors, it may perform differently from the broader stock markets/benchmark, but may still be impacted by broad market movements. It is likely that the portfolio may also experience period of volatile performance and liquidity challenges in view of the limited number of stocks invested in by the fund manager.

Sector Allocation




Sector Name	% of Net Assets
Industrials	21.66
Financials	16.69
Consumer Discretionary	14.82
Health Care	8.58
Materials	8.33
Information Technology	6.26
Energy	4.41
Real Estate	3.51
Utilities	2.93
Consumer Staples	2.81

Market Capitalisation

Small Cap :	50.56%
Mid Cap:	26.44%
Large Cap:	13.00%
Avg. Weighted Market Capitalisation	Rs. 42,982 Cr
Median Market Capitalisation	Rs. 24,121 Cr
Large Cap: 1st 100 company in terms of full market capitalization. Mid Cap: 101st to 250th company in terms of full market capitalization. Small Cap: 251st company onwards in terms of full market capitalisation.	

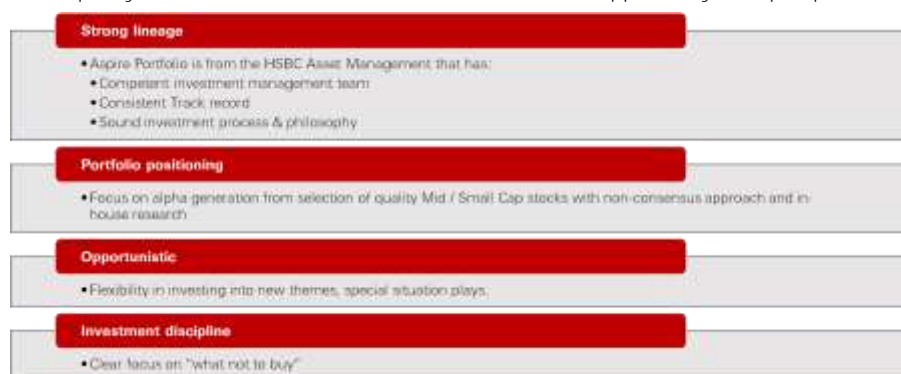
Why Mid and Small Cap stocks with flavor of Large Cap stocks

Potential alpha generators

Mid Cap stock features	Small Cap stock features	Large Cap stock features
 Historically above average performance	Multi-baggers of tomorrow	Low volatility
 Earnings acceleration and superior growth trajectory	High earnings growth potential	Relatively stable earnings growth
 Under-researched, Under-owned	Under-researched and under-owned	Well-researched
 Leaders in smaller sectors	Opportunities to spot pricing anomalies	Well-owned
 Niche players in traditional sectors	Diversity and alpha potential, Large under owned universe of around ~700 stocks in small cap space	Reasonable valuations

Portfolio positioning

- Many sectors/segments of the market represented by Mid & Small Cap stocks category only
- e.g. Textile / Hospitality industry / Hospitals / auto ancillary / agrochemicals & agri inputs / real estate / consumer durables/media/building material & home improvement/fashion, retail, new age technology, etc.
- As India's economy is expected to grow from 3 trillion to 5 trillion to 10 trillion economy in the coming decade, many of these sectors may grow disproportionately and selection of quality stocks from these sectors can offer immense opportunity in Aspire portfolio.



Note - The above sector mentioned for illustration purpose only. The above data/information represents historic performance of the sector and for illustration purpose only. The above graphs/ analysis should not be construed as an investment advice or research report or recommendation to buy or sell any sector mentioned above. Past performance may or may not sustain and doesn't guarantee the future performance. For illustrative purposes only. The information above is provided by and represents the opinions of HSBC Asset Management and is subject to change without notice.

Source – Bloomberg, Data as on 30 April 2024.

The above information is for general information purpose only and it should not be considered as investment research, investment recommendation or advice to any reader of this content to buy or sell investments. The information above is provided by and represents the opinions of HSBC Asset Management and is subject to change without notice. The above sector is mentioned for illustration purpose only. The above data/information represents historic performance of the sector and for illustration purpose only. The above graphs/ analysis should not be construed as an investment advice or research report or recommendation to buy or sell any sector mentioned above.

*** Past performance may or may not be sustained in future.** Time weighted - Daily valuation method is used for rate of return calculation. Returns up to 1 year are absolute & over 1 year are Compounded Annualized. The performance disclosed above is based on all clients' portfolios under the investment approach, existing as on the performance calculation date, using Time Weighted Rate of Return (TWRR) of each client. All cash holdings and investments in liquid funds are also considered for calculation of performance and the performance data is net of all fees and all expenses (including taxes). Since inception date stated above is the date on which the first client investment was made under the investment approach. Please note that the actual performance for a client portfolio may vary due to factors such as expenses charged, timing of additional flows and redemption, individual client investment restrictions, if any, etc. These factors may have an impact on client's portfolio performance and hence may vary significantly from the performance disclosed above. Neither the Portfolio Manager, nor its directors or employees shall in any way liable for any variation noticed in the returns of individual client portfolios. The performance related information provided herein is not verified by SEBI.

Disclaimer: HSBC Asset Management (India) Private Limited is a SEBI registered Portfolio Manager with registration no. INP000001322. This document is for information purpose only. This document and information contained therein do not constitute distribution, endorsement, investment advice, offer to buy or sell or solicitation of an offer to buy or sell any securities or any other financial or investment products (collectively "Products") mentioned in this document or an attempt to influence the opinion or behavior of investors/ recipients. Any use of information contained herein for investment related decisions by the investors/ recipients is at their sole discretion and risk. Please read Disclosure Document and client agreements along with other related documents carefully before investing. Investment in Products is subject to market risks, various micro and macro factors and forces affecting the capital markets and include price fluctuation risks. There is no assurance or guarantee that the objective of any Products will be achieved. The investments may not be suited for all categories of investors/ recipients. Investors/ recipients must make their own investment decisions based on their own specific investment objectives, their financial position and using such independent professional advisors, as they believe necessary, before investing in such Products. This document is intended only for those who access it from within India and approved for distribution in Indian jurisdiction only. Distribution of this document to anyone (including investors, prospective investors or distributors) who are located outside India or foreign nationals residing in India, is strictly prohibited. Neither this document nor HSBC Asset Management India Private Limited have been registered under Securities law/Regulations in any foreign jurisdiction. The distribution of this document in certain jurisdictions may be unlawful or restricted or totally prohibited and accordingly, persons who come into possession of this document are required to inform themselves about, and to observe, any such restrictions. If any person chooses to access this document from a jurisdiction other than India, then such person do so at his/her own risk and HSBC and its group companies will not be liable for any breach of local law or regulation that such person commits as a result of doing so. © Copyright. HSBC Asset Management (India) Private Limited 2024, ALL RIGHTS RESERVED. HSBC Asset Management (India) Private Limited, 9-11 Floors, NESCO IT Park, Building no. 3, Western Express Highway, Goregaon (East), Mumbai – 400 063, India. Email: hsbcpms@hsbc.co.in | Website: www.assetmanagement.hsbc.co.in

PUBLIC