

HSBC Midcap Fund – May '23 Update

We have maintained our differentiated positioning vs competition & benchmark. This is visible in our top holdings and sector allocation.


Our bias towards strong franchises had helped us during Sep'22 – Mar' 23 when the fund had generated positive alpha vs index. This same bias has hurt us in April & May'23 as the market rally over last 2 months was led by high beta stocks which had higher exposure in the index vs our portfolio.

We believe that this rally in beaten down stocks is nearing its end and over the long term, stronger franchises at a reasonable price should do well.

We have highlighted some of the changes in the portfolio since our last update.

Changes in Portfolio

1) No. of stocks:



2) Top Holdings:

November '22		April '23	
Emami Ltd	3.3%	Ratnamani Metals and Tubes Lt	3.2%
Ratnamani Metals & Tubes Ltd	2.9%	Abbott India Ltd	2.6%
Sundaram Finance Ltd	2.5%	Bosch Ltd	2.5%
Blue Dart Express Ltd	2.4%	Sundaram Finance Ltd	2.5%
Indian Hotels Co Ltd	2.4%	Indian Bank	2.4%
Ipca Laboratories Ltd	2.4%	Emami Ltd	2.3%
Abbott India Ltd	2.4%	CRISIL Ltd	2.2%
Cummins India Ltd	2.3%	Indian Hotels	2.0%
Bosch Ltd	2.2%	Cummins India Ltd	2.0%
Indian Bank	2.2%	NTPC Ltd	1.9%
Cholamandalam Investment And	2.1%	The Ramco Cements Ltd	1.9%
Bayer Cropscience Ltd	2.0%	3M India Ltd	1.8%
Multi Commodity Exch India	2.0%	IPCA Laboratories Ltd	1.7%
Godfrey Phillips India Ltd	1.9%	Bayer Cropscience Ltd	1.7%
3M India Ltd	1.8%	Multi Commodity Exchange of	1.7%
Crisil Ltd	1.8%	Blue Dart Express Ltd	1.7%
Ramco Cements Ltd/The	1.8%	Sundram Fasteners Ltd	1.7%
Indian Railway Finance Corp	1.7%	TVS Motor Company Ltd	1.6%
Trent Ltd	1.7%	Cholamandalam Investment ar	1.6%
Mphasis Ltd	1.6%	APL Apollo Tubes Ltd	1.6%



Note: Stocks highlighted are exits and entry in the top 20 holdings

3) Top Sector Exposure:

November '22		April '23	
Pharmaceuticals	9.3%	Pharmaceuticals	11.3%
Finance	8.5%	Industrial Products	10.9%
Industrial Products	8.0%	Finance	7.8%
Consumer Non Durables	7.2%	Auto Components	6.4%
Banks	6.3%	Banks	5.3%
Auto Ancillaries	5.8%	IT - Software	4.2%
Ferrous Metals	5.3%	Cement & Cement Products	4.2%
Software	4.4%	Fertilizers & Agrochemicals	3.3%
Consumer Durables	3.7%	Healthcare Services	3.3%
Healthcare Services	3.1%	Capital Markets	3.0%
Chemicals	3.0%	Consumer Durables	2.9%
Cement & Cement Products	2.7%	Power	2.7%
Auto	2.7%	Chemicals & Petrochemicals	2.6%
Capital Markets	2.5%	Personal Products	2.3%
Pesticides	2.3%	Automobiles	2.1%

Investment Objective

To seek to generate long-term capital growth from an actively managed portfolio of equity and equity related securities of predominantly mid cap companies. However, there can be no assurance or guarantee that the investment objective of the scheme would be achieved.

Scheme name and Type of scheme	Riskometer of the Scheme	Riskometer of the benchmark
<p>This product is suitable for investors who are seeking*:</p> <p>HSBC Midcap Fund (Erstwhile L&T Midcap Fund) - Midcap Fund – An open ended equity scheme predominantly investing in mid cap stocks.</p> <ul style="list-style-type: none"> • Long term wealth creation • Investment in equity and equity related securities of mid cap companies. <p>(Benchmark : S&P BSE 150 MidCap TRI Index)</p>	 <p>Investors understand that their principal will be at Very High risk</p>	

Riskometer is as on 30 Apr 2023, Any change in risk-o-meter shall be communicated by way of Notice cum Addendum and by way of an e-mail or SMS to unitholders of that particular scheme

Disclaimer - This document has been prepared by HSBC Asset Management (India) Private Limited (HSBC) for information purposes only with an intent to provide market overview and should not be construed as an offer or solicitation of an offer for purchase of any of the funds of HSBC Mutual Fund. All information contained in this document (including that sourced from third parties), is obtained from sources, which HSBC/ third party, believes to be reliable but which it has not been independently verified by HSBC/ the third party. Further, HSBC/ the third party makes no guarantee, representation or warranty and accepts no responsibility or liability as to the accuracy or completeness of such information. The information and opinions contained within the document are based upon publicly available information and rates of taxation applicable at the time of publication, which are subject to change from time to time. Expressions of opinion are those of HSBC only and are subject to change without any prior intimation or notice. It does not have regard to specific investment objectives, financial situation and the particular needs of any specific person who may receive this document. Investors should seek financial advice regarding the appropriateness of investing in any securities or investment strategies that may have been discussed or recommended in this report and should understand that the views regarding future prospects may or may not be realized. Neither this document nor the units of HSBC Mutual Fund have been registered in any jurisdiction. The distribution of this document in certain jurisdictions may be restricted or totally prohibited and accordingly, persons who come into possession of this document are required to inform themselves about, and to observe, any such restrictions.

This document is intended only for those who access it from within India and approved for distribution in Indian jurisdiction only. Distribution of this document to anyone (including investors, prospective investors or distributors) who are located outside India or foreign nationals residing in India, is strictly prohibited. Neither this document nor the units of HSBC Mutual Fund have been registered under Securities law/Regulations in any foreign jurisdiction. The distribution of this document in certain jurisdictions may be unlawful or restricted or totally prohibited and accordingly, persons who come into possession of this document are required to inform themselves about, and to observe, any such restrictions. If any person chooses to access this document from a jurisdiction other than India, then such person do so at his/her own risk and HSBC and its group companies will not be liable for any breach of local law or regulation that such person commits as a result of doing so.

Mutual Fund investments are subject to market risks, read all scheme related documents carefully.

© Copyright. HSBC Asset Management (India) Private Limited 2023, ALL RIGHTS RESERVED.

HSBC Asset Management (India) Private Limited, 9-11 Floors, NESCO IT Park, Building no. 3, Western Express Highway, Goregaon (East), Mumbai – 400 063, India. investor.line@mutualfunds.hsbc.co.in | Website: www.assetmanagement.hsbc.co.in