

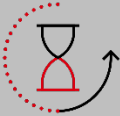
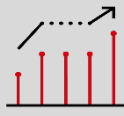


Product Note

HSBC Small Cap Fund (HSCF)

(An open ended equity scheme predominantly investing in small cap stocks)

September 2025

Fund Category	Fund Manager	Benchmark ¹	Inception Date*	AUM ^{&}
Small Cap Fund	Venugopal Manghat and Sonal Gupta [#]	NIFTY Small Cap 250 TRI	12 May 2014	Rs. 15,885.78 Cr

19.31% CAGR since inception* ²		7.3X since inception* ²	
	40,15,339 Value of SIP investment INR 10,000 p.m. since inception* ³		INR 7,35,880 Value of Lump Sum Investment INR 100,000 since inception* ²

Portfolio	% to net assets	Industry - Allocation	% to net assets
Multi Commodity Exchange of India Limited	2.23%	Industrial Products	13.62%
Techno Electric & Engineering Company Limited	2.20%	Capital Markets	8.48%
Nippon Life India Asset Management Limited	2.20%	Consumer Durables	8.12%
Time Technoplast Limited	1.96%	Construction	5.91%
GE Vernova T&D India Limited	1.95%	Pharmaceuticals & Biotechnology	5.61%
Karur Vysya Bank Limited	1.93%	Finance	5.07%
eClerx Services Limited	1.78%	Leisure Services	4.28%
Supreme Petrochem Limited	1.72%	Electrical Equipment	4.05%
Lemon Tree Hotels Limited	1.71%	Auto Components	3.78%
EID Parry India Limited	1.71%	Industrial Manufacturing	3.71%

Risk Ratios ⁴	
Standard Deviation	18.18%
Beta	0.87

Risk Ratios ⁴	
Sharpe Ratio ⁵	0.74
R2	0.93%

Exit Load: If the units redeemed or switched out are upto 10% of the units purchased or switched in ("the limit") within 1 year from the date of allotment – Nil, If units redeemed or switched out are over and above the limit within 1 year from the date of allotment – 1%, If units are redeemed or switched out on or after 1 year from the date of allotment – Nil. A switch-out or a withdrawal under SWP may also attract an Exit Load like any Redemption. No Exit load will be chargeable in case of switches made between different options of the Scheme.No Exit load will be chargeable in case of Units allotted on account of IDCW reinvestments, if any. Exit load is not applicable for Segregated Portfolio.

Month End Total Expenses Ratios (Annualized)⁶ – Regular⁷: 1.68%, Direct: 0.65%

* Since inception - 12 May 14

¹ As per clause 1.9 of the SEBI Master Circular dated June 27, 2024, on 'Guiding Principles for bringing uniformity in Benchmarks of Mutual Fund Schemes' has introduced two-tiered structure for benchmarking of certain categories of schemes. Accordingly, the benchmark has been classified as Tier 1 benchmark effective from 01 December 2021.

² As on 29 August 2025 of Growth option regular plan. During the same period, scheme benchmark (NIFTY Small Cap 250 TRI) has moved by 6.2X to Rs 6,28,080 from Rs 100,000 and delivered return of 17.65% Please refer page no. 3 for detailed performance of HSBC Small Cap Fund.

³ During the same period, value of scheme benchmark (NIFTY Small Cap 250 TRI) has moved to 37,89,523.

⁴ Quantitative Data disclosed are as per monthly returns (Annualized) for the last 3 years..

⁵ Risk free rate: 5.54% (FIMMDA-NSE Mibor)

⁶ TER Annualized TER including GST on Investment Management Fees. ⁷ Continuing plans.

[#] Sonal Gupta is dedicated fund manager for investments in foreign securities by all the schemes of HSBC Mutual Fund. [#] Sonal Gupta manage this fund since July 05, 2021.

[&]For disclosure of quarterly AUM/AAUM and AUM by geography, please visit our website: <https://www.assetmanagement.hsbc.co.in/en/mutual-funds/investor-resources/information-library#&accordion1446811090=a>.

Note: The sector(s)/stock(s)/issuer(s) mentioned in this document do not constitute any research report nor it should be considered as an investment research, investment recommendation or advice to any reader of this content to buy or sell any stocks / investments. The Fund/portfolio may or may not have any existing / future position in these sector(s)/stock(s)/issuer(s).

Source – HSBC Mutual Fund, Data as of 31 August 2025. **Past performance may or may not be sustained in future and is not a guarantee of any future returns.**

Historically, small cap companies have outperformed other segments of the market cap in the long term, paving the way for tremendous growth potential for investors. While large cap companies are extensively researched, small cap stocks are under researched and under owned. Small cap stocks often present relatively attractive opportunity from a long-term perspective.

Why HSBC Small Cap Fund?

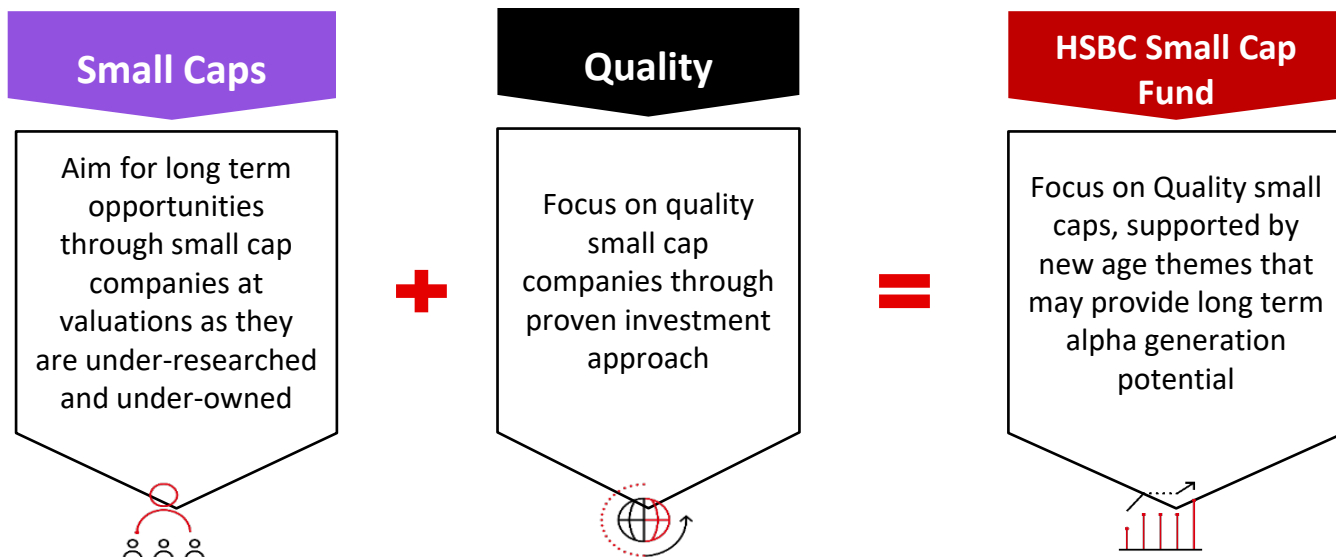
- HSBC Small Cap Fund invests in smaller size businesses in their early stage of development
- Small cap stocks aim to have a potential for growth in the long run
- These businesses may have better revenue and profit growth potential as compared to broader market.
- The fund seek an exposure in small cap segment stocks for alpha generating opportunities in long run
- Follows bottom-up stock selection using our proven investment approach
- At least 65% exposure to small cap companies that comprises of companies from 251st onwards in terms of full market capitalization
- Aims to invest in undervalued, under-owned, and under researched segments that may deliver in long run

Fund approach

- The HSBC Small Cap fund focusses on buying smaller companies gaining market share within large industries, niche businesses or businesses which are currently small but have large opportunity to grow due to market factors.
- HSBC Small Cap Fund needs to have more than two-third allocation to small caps as a regulatory requirement.
- Smaller companies have been found to do well in expanding economic cycles or when economic growth rates are rising, leading to higher earnings growth rates.
- As India is a fast-growing economy, growth would be one of the key styles while investing in the HSBC Small Cap Fund.
- HSBC Small Cap Fund portfolio is broadly aligned to the four key India growth themes (Infrastructure & Real Estate, Manufacturing, Consumption and Financialization of savings).

Investment Objective

To generate long term capital growth from an actively managed portfolio of equity and equity related securities of predominantly small cap companies. However, it could move a portion of its assets towards fixed income securities if the fund manager becomes negative on the Indian equity markets. However, there can be no assurance or guarantee that the investment objective of the scheme would be achieved.



Source – Bloomberg, HSBC Mutual Fund

Note – Details provided above is as on 31 August 2025 or as latest available. Views provided above are based on information available in public domain at this moment and subject to change. Investors should not consider the same as investment advice. Please consult your financial advisor for all your investment decision.

Note: The sector(s)/stock(s)/issuer(s) mentioned in this document do not constitute any research report nor it should be considered as an investment research, investment recommendation or advice to any reader of this content to buy or sell any stocks / investments. The Fund/portfolio may or may not have any existing / future position in these sector(s)/stock(s)/issuer(s).

Fund Manager - Venugopal Manghat Effective 17 Dec 2019. Total Schemes Managed – 4; Fund Manager - Fund Manager - Sonal Gupta Effective 05 Jul 2021. Total Schemes Managed - 24

Lump Sum Investment Performance									Inception Date
Fund / Benchmark (Value of Rs 10,000 invested)	1 Year		3 Years		5 Years		Since Inception		
	Amount in ₹	Returns %	Amount in ₹	Returns %	Amount in ₹	Returns %	Amount in ₹	Returns %	
HSBC Small Cap Fund-Regular Plan~~	8920	-10.83	16745	18.75	36776	29.77	73588	19.31	12-May-14
Scheme Benchmark (NIFTY Small Cap 250 TRI)	9138	-8.65	18128	21.93	35498	28.86	62808	17.65	
Additional Benchmark (Nifty 50 TRI)	9799	-2.01	14236	12.49	22786	17.92	40144	13.08	
HSBC Small Cap Fund-Direct Plan~~	9012	-9.91	17265	19.97	38897	31.23	80894	20.31	12-May-14
Scheme Benchmark (NIFTY Small Cap 250 TRI)	9138	-8.65	18128	21.93	35498	28.86	62808	17.65	
Additional Benchmark (Nifty 50 TRI)	9799	-2.01	14236	12.49	22786	17.92	40144	13.08	

Past performance may or may not be sustained in future and is not a guarantee of any future returns. The performance details provided herein are of Regular as well as Direct Plan - Growth Option. Returns on ₹10,000 are point-to-point returns for the specific time period, invested at the start of the period. The returns for the respective periods are provided as on last available NAV of August 2025 for the respective schemes. Returns for 1 year and above are Compounded Annualized. Returns for less than 1 year is Simple Annualized. Load is not taken into consideration for computation of performance. Different plans shall have a different expense structure. The expenses of the Direct Plan under the Scheme will be lower to the extent of the distribution expenses / commission charged to the Regular Plan.

As per clause 5.9.1 of the SEBI Master Circular dated June 27, 2024, the scheme returns vis-à-vis the benchmark return (Total Return Index) shall be disclosed are provided from the date of allotment of units.

Post merger performance of the surviving scheme, arising out of merger of schemes with similar features, is computed as per the provisions of clause 13.4 of the SEBI Master Circular dated June 27, 2024, on Disclosure of Performance of Schemes post-merger using the weighted average performance of both transferor and transferee schemes. In other cases, performance is computed using the Applicable NAV of the surviving/continuing schemes. ~~ Face value Rs 10



SIP Performance - HSBC Small Cap Fund – Regular Plan					Inception Date: 12-May-14
Scheme Name & Benchmarks	1 Year	3 Years	5 Years	Since Inception	
Total amount invested (₹)	120000	360000	600000	1350000	
Market Value as on August 29, 2025 (₹)	1,16,494	4,39,626	9,87,202	40,15,339	
Scheme Returns (%)	-5.44	13.47	20.05	18.20	
NIFTY Small Cap 250 TRI - Scheme Benchmark (₹)	1,19,360	4,68,349	10,10,912	37,89,523	
NIFTY Small Cap 250 TRI - Scheme Benchmark Returns (%)	-1.00	17.92	21.03	17.26	
Nifty 50 TRI - Additional Benchmark (₹)	1,22,160	4,27,542	8,31,719	30,03,964	
Nifty 50 TRI - Additional Benchmark Returns (%)	3.40	11.53	13.05	13.49	
SIP Performance - HSBC Small Cap Fund – Direct Plan					Inception Date: 12-May-14
Scheme Name & Benchmarks	1 Year	3 Years	5 Years	Since Inception	
Total amount invested (₹)	120000	360000	600000	1350000	
Market Value as on August 29, 2025 (₹)	1,17,121	4,47,423	10,21,157	42,65,569	
Scheme Returns (%)	-4.48	14.69	21.45	19.17	
NIFTY Small Cap 250 TRI - Scheme Benchmark (₹)	1,19,360	4,68,349	10,10,912	37,89,523	
NIFTY Small Cap 250 TRI - Scheme Benchmark Returns (%)	-1.00	17.92	21.03	17.26	
Nifty 50 TRI - Additional Benchmark (₹)	1,22,160	4,27,542	8,31,719	30,03,964	
Nifty 50 TRI - Additional Benchmark Returns (%)	3.40	11.53	13.05	13.49	

Past performance may or may not be sustained in future and is not a guarantee of any future returns. For SIP returns, monthly investment of Rs. 10,000/- invested on the 1st day of every month has been considered. SIP Return are calculated on XIRR basis. IDCW are assumed to be reinvested and bonus is adjusted. Load is not taken into consideration. Sonal Gupta is dedicated fund manager for investments in foreign securities by all the schemes of HSBC Mutual Fund.

Source: HSBC Mutual Fund, data as on 31 August 2025

[Click here](#) to check other funds performance managed by the Fund Manager

Product Label

Scheme name and Type of scheme	Scheme Risk-o-meter	Benchmark Risk-o-meter (as applicable)
<p>HSBC Small Cap Fund (An open ended equity scheme predominantly investing in small cap stocks)</p> <p>This product is suitable for investors who are seeking*:</p> <ul style="list-style-type: none">• Long term capital appreciation• Investment predominantly in equity and equity-related securities, including equity derivatives in Indian markets with key theme focus being emerging companies (small cap stocks); and foreign securities	 <p>The risk of the scheme is Very High Risk</p>	<p>As per AMFI Tier I. Benchmark : NIFTY Small Cap 250 TRI</p>  <p>The risk of the benchmark is Very High Risk</p>

* Investors should consult their financial advisers if in doubt about whether the product is suitable for them.

Note on Risk-o-meters: Riskometer is as on 31 August 2025 , Any change in risk-o-meter shall be communicated by way of Notice cum Addendum and by way of an e-mail or SMS to unitholders of that particular scheme

Past performance may or may not be sustained in future and is not a guarantee of any future returns. Source: HSBC Mutual Fund, data as on 31 August 2025

Investors are requested to note that as per SEBI (Mutual Funds) Regulations, 1996 and guidelines issued thereunder, HSBC AMC, its employees and/or empaneled distributors/agents are forbidden from guaranteeing/promising/assuring/predicting any returns or future performances of the schemes of HSBC Mutual Fund. Hence please do not rely upon any such statements/commitments. If you come across any such practices, please register a complaint via email at investor.line@mutualfunds.hsbc.co.in.

Disclaimer: This document has been prepared by HSBC Mutual Fund for information purposes only and should not be construed as i) an offer or recommendation to buy or sell securities, commodities, currencies or other investments referred to herein; or ii) an offer to sell or a solicitation or an offer for purchase of any of the funds of HSBC Mutual Fund; or iii) an investment research or investment advice. It does not have regard to specific investment objectives, financial situation and the particular needs of any specific person who may receive this document. Investors should seek personal and independent advice regarding the appropriateness of investing in any of the funds, securities, other investment or investment strategies that may have been discussed or referred herein and should understand that the views regarding future prospects may or may not be realized. In no event shall HSBC Mutual Fund/HSBC Asset management (India) Private Limited and / or its affiliates or any of their directors, trustees, officers and employees be liable for any direct, indirect, special, incidental or consequential damages arising out of the use of information / opinion herein.

This document is intended only for those who access it from within India and approved for distribution in Indian jurisdiction only. Distribution of this document to anyone (including investors, prospective investors or distributors) who are located outside India or foreign nationals residing in India, is strictly prohibited. Neither this document nor the units of HSBC Mutual Fund have been registered under Securities law/Regulations in any foreign jurisdiction. The distribution of this document in certain jurisdictions may be unlawful or restricted or totally prohibited and accordingly, persons who come into possession of this document are required to inform themselves about, and to observe, any such restrictions. If any person chooses to access this document from a jurisdiction other than India, then such person do so at his/her own risk and HSBC and its group companies will not be liable for any breach of local law or regulation that such person commits as a result of doing so.

© Copyright. HSBC Mutual Fund 2025, ALL RIGHTS RESERVED.
HSBC Mutual Fund, 9-11th Floor, NESCO - IT Park Bldg. 3, Nesco Complex, Western Express Highway, Goregaon East, Mumbai 400063. Maharashtra.
GST - 27AABCH0007N1ZS, Email: investor.line@mutualfunds.hsbc.co.in | Website: www.assetmanagement.hsbc.co/in

Mutual Fund investments are subject to market risks, read all scheme related documents carefully.