

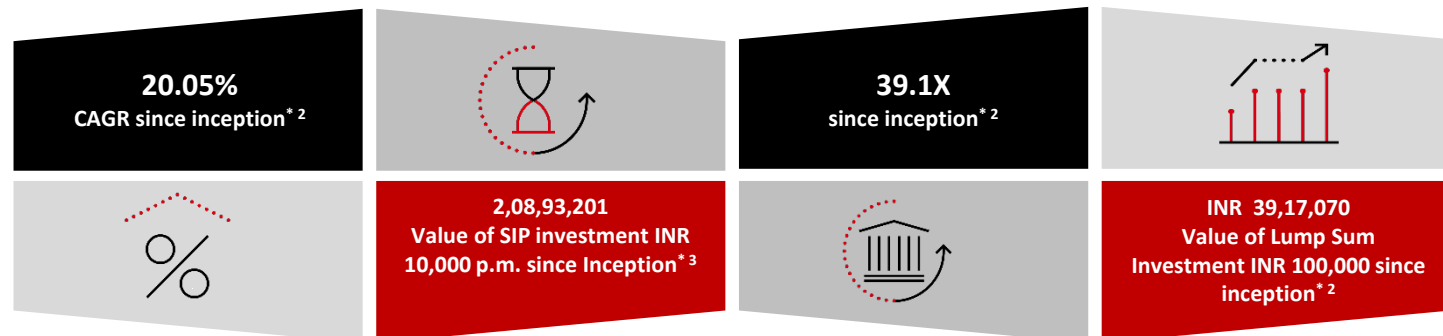
## Product Note

### HSBC Midcap Fund (HMCF)

(An open ended equity scheme predominantly investing in mid cap stocks)

September 2024

Fund Category	Fund Manager	Benchmark <sup>1</sup>	Inception Date	AUM <sup>&amp;</sup>
Midcap Fund	Venugopal Manghat, Cheenu Gupta and Sonal Gupta <sup>#</sup>	NIFTY Midcap 150 TRI	9 Aug 2004	Rs. 12,021.31 Cr



Portfolio	% to net assets
Suzlon Energy Limited	5.70%
Trent Limited	3.78%
HDFC Asset Management Company Limited	3.29%
Cummins India Limited	3.02%
JSW Energy Limited	2.98%
Dixon Technologies (India) Limited	2.61%
Godrej Properties Limited	2.59%
CG Power and Industrial Solutions Limited	2.54%
Bharat Heavy Electricals Limited	2.52%
PB Fintech Limited	2.43%

Industry - Allocation	% to net assets
Electrical Equipment	16.94%
Industrial Products	8.48%
Retailing	8.28%
Consumer Durables	7.55%
Realty	7.22%
Capital Markets	7.02%
Power	5.74%
IT - Software	4.84%
Finance	4.69%
Pharmaceuticals & Biotechnology	4.52%

Risk Ratios <sup>4</sup>	
Standard Deviation	13.09%
Beta	0.80

Risk Ratios <sup>4</sup>	
Sharpe Ratio <sup>5</sup>	1.23
R2	0.90

**Exit Load:** If the units redeemed or switched out are upto 10% of the units purchased or switched in ("the limit") within 1 year from the date of allotment – Nil, If units redeemed or switched out are over and above the limit within 1 year from the date of allotment – 1%, If units are redeemed or switched out on or after 1 year from the date of allotment – Nil, A switch-out or a withdrawal under SWP may also attract an Exit Load like any Redemption. No Exit load will be chargeable in case of switches made between different options of the Scheme. No Exit load will be chargeable in case of Units allotted on account of IDCW reinvestments, if any. Exit load is not applicable for Segregated Portfolio.

**Month End Total Expenses Ratios (Annualized)<sup>6</sup> – Regular<sup>7</sup>: 1.72%, Direct: 0.67%**

\* Since inception - 09 Aug 04

<sup>1</sup> As per clause 1.9 of the SEBI Master Circular dated June 27, 2024, on 'Guiding Principles for bringing uniformity in Benchmarks of Mutual Fund Schemes' has introduced two-tiered structure for benchmarking of certain categories of schemes. Accordingly, the benchmark has been classified as Tier 1 benchmark effective from 01 December 2021.

<sup>2</sup> As on 30 August 2024 of Growth option regular plan. During the same period, value of scheme benchmark (NIFTY Midcap 150 TRI) is not available. Please refer page no. 3 for detailed performance of HSBC Mid Cap Fund.

<sup>3</sup> During the same period, value of scheme benchmark (NIFTY Midcap 150 TRI) is not available.

<sup>4</sup> Quantitative Data disclosed are as per monthly returns (Annualized) for the last 3 years.

<sup>5</sup> Risk free rate: 5.65% (FIMMDA-NSE Mibor) Refer to the Fund's website, [www.assetmanagement.hsbc.co.in](http://www.assetmanagement.hsbc.co.in) for monthly portfolio disclosures.

<sup>6</sup> TER Annualized TER including GST on Investment Management Fees

<sup>7</sup> Continuing plans

<sup>&</sup> Sonal Gupta is dedicated fund manager for investments in foreign securities by all the schemes of HSBC Mutual Fund.

<sup>#</sup>For disclosure of quarterly AUM/AAUM and AUM by geography, please visit our website: <https://www.assetmanagement.hsbc.co.in/en/mutual-funds/investor-resources/information-library/#accordion1446811090=4>.

**Note:** The sector(s)/stock(s)/issuer(s) mentioned in this document do not constitute any research report nor it should be considered as an investment research, investment recommendation or advice to any reader of this content to buy or sell any stocks / investments. The Fund/portfolio may or may not have any existing / future position in these sector(s)/stock(s)/issuer(s).

Source – HSBC Mutual Fund, Data as of 30 August 2024. **Past performance may or may not be sustained in the future and is not indicative of future results.**

Did you know that midcap stocks may have the potential to generate alpha in the long run.

## Why HSBC Midcap Fund?

- To seek an exposure in mid cap segment stocks which may have alpha generating opportunities in long run
- A top down and bottom up approach will be used to invest in equity and equity related instruments
- Aims to create a corpus through generating inflation-adjusted returns to help cater to long-term goals

## Fund Approach

- The fund manager actively looks out to identify opportunities in the midcap space arising out of macroeconomic dynamics, new reforms and policies, etc.
- It has a long term track record and potential for alpha generation for investors that have patience to stay invested for the long term
- The fund follows robust risk management practice to manage and mitigate risks, especially the ones specific to midcap segment of the market for e.g. Liquidity

## Investment Objective

To seek to generate long-term capital growth from an actively managed portfolio of equity and equity related securities of predominantly mid cap companies. However, there can be no assurance or guarantee that the investment objective of the scheme would be achieved.

**Note:** The sector(s)/stock(s)/issuer(s) mentioned in this document do not constitute any research report nor it should be considered as an investment research, investment recommendation or advice to any reader of this content to buy or sell any stocks / investments. The Fund/portfolio may or may not have any existing / future position in these sector(s)/stock(s)/issuer(s).

Fund Manager - Cheenu Gupta Effective 26 Nov 2022. Total Schemes Managed - 11; Fund Manager - Venugopal Manghat Effective 01 Oct 2023. Total Schemes Managed - 7;  
Fund Manager - Sonal Gupta Effective 26 Nov 2022. Total Schemes Managed - 25

Lump Sum Investment Performance									Inception Date
Fund / Benchmark (Value of Rs 10,000 invested)	1 Year		3 Years		5 Years		Since Inception		
	Amount in ₹	Returns %	Amount in ₹	Returns %	Amount in ₹	Returns %	Amount in ₹	Returns %	
HSBC Midcap Fund-Regular <sup>8</sup> ~	15922	59.22	19298	24.50	32700	26.71	391707	20.05	09-Aug-04
Scheme Benchmark (NIFTY Midcap 150 TRI)	15008	50.08	20915	27.88	39947	31.88	NA	NA	
Additional Benchmark (Nifty 50 TRI)	13264	32.64	15274	15.17	24262	19.37	198155	16.04	

**Past performance may or may not be sustained in the future and is not indicative of future results.** The performance details provided herein are of Regular Plan - Growth Option. Returns on ₹10,000 are point-to-point returns for the specific time period, invested at the start of the period. The returns for the respective periods are provided as on last available NAV of August 2024 for the respective schemes. Returns for 1 year and above are Compounded Annualized. Returns for less than 1 year is Simple Annualized. Load is not taken into consideration for computation of performance. Different plans shall have a different expense structure. The expenses of the Direct Plan under the Scheme will be lower to the extent of the distribution expenses / commission charged to the Regular Plan.

As per clause 5.9.1 of the SEBI Master Circular dated June 27, 2024, the scheme returns vis-à-vis the benchmark return (Total Return Index) shall be disclosed are provided from the date of allotment of units.

Post merger performance of the surviving scheme, arising out of merger of schemes with similar features, is computed as per the provisions of clause 13.4 of the SEBI Master Circular dated June 27, 2024, on Disclosure of Performance of Schemes post-merger using the weighted average performance of both transferor and transferee schemes. In other cases, performance is computed using the Applicable NAV of the surviving/continuing schemes. ~ Face value Rs 10

<sup>8</sup>HSBC Midcap Fund: The launch date of the Nifty Midcap 150 TRI is Apr 01, 2005 whereas the inception date of the scheme is Aug 09, 2004. The corresponding benchmark returns since inception of the scheme not available. (Methodology Document for Equity Indices (niftyindices.com))

SIP Performance - HSBC Midcap Fund - Reg					Inception Date: 09-August-04
Scheme Name & Benchmarks	1 Year	3 Years	5 Years	Since Inception	
Total amount invested (₹)	120000	360000	600000	2400000	
Market Value as on August 30, 2024 (₹)	1,56,002	6,11,521	12,88,000	2,08,93,201	
Scheme Returns (%)	60.15	37.67	31.15	18.64	
NIFTY Midcap 150 TRI - Scheme Benchmark (₹)	1,51,031	6,11,477	14,22,599	NA	
NIFTY Midcap 150 TRI - Scheme Benchmark Returns (%)	51.37	37.66	35.40	NA	
Nifty 50 TRI - Additional Benchmark (₹)	1,41,152	4,94,045	10,23,424	1,20,17,850	
Nifty 50 TRI - Additional Benchmark Returns (%)	34.34	21.70	21.52	14.19	

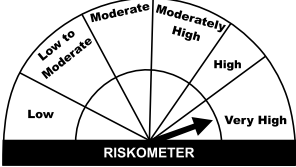
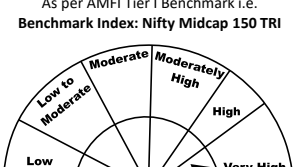
**Past performance may or may not be sustained in the future and is not indicative of future results.** For SIP returns, monthly investment of Rs. 10,000/- invested on the 1st day of every month has been considered. SIP Return are calculated on XIRR basis. IDCW are assumed to be reinvested and bonus is adjusted. Load is not taken into consideration.

Sonal Gupta is dedicated fund manager for investments in foreign securities by all the schemes of HSBC Mutual Fund.

Source: HSBC Mutual Fund, data as on 30 August 2024

[Click here](#) to check other funds performance managed by the Fund Manager

## Product Label

Scheme name and Type of scheme	Scheme Risk-o-meter	Benchmark Risk-o-meter (as applicable)
<p><b>HSBC Midcap Fund</b> (An open ended equity scheme predominantly investing in mid cap stocks)</p> <p><b>This product is suitable for investors who are seeking*:</b></p> <ul style="list-style-type: none"> <li>• Long term wealth creation</li> <li>• Investment in equity and equity related securities of mid cap companies.</li> </ul>	 <p><b>RISKOMETER</b> Investors understand that their principal will be at Very High risk</p>	<p>As per AMFI Tier I Benchmark i.e. <b>Benchmark Index: Nifty Midcap 150 TRI</b></p>  <p><b>RISKOMETER</b></p>

\* Investors should consult their financial advisers if in doubt about whether the product is suitable for them.

**Note on Risk-o-meters:** Riskometer is as on 30 August 2024, Any change in risk-o-meter shall be communicated by way of Notice cum Addendum and by way of an e-mail or SMS to unitholders of that particular scheme

**Past performance may or may not be sustained in the future and is not indicative of future results.** Source: HSBC Mutual Fund, data as on 30 August 2024

Investors are requested to note that as per SEBI (Mutual Funds) Regulations, 1996 and guidelines issued thereunder, HSBC AMC, its employees and/or empaneled distributors/agents are forbidden from guaranteeing/promising/assuring/predicting any returns or future performances of the schemes of HSBC Mutual Fund. Hence please do not rely upon any such statements/commitments. If you come across any such practices, please register a complaint via email at [investor.line@mutualfunds.hsbc.co.in](mailto:investor.line@mutualfunds.hsbc.co.in).

**Disclaimer:** This document has been prepared by HSBC Mutual Fund for information purposes only and should not be construed as i) an offer or recommendation to buy or sell securities, commodities, currencies or other investments referred to herein; or ii) an offer to sell or a solicitation or an offer for purchase of any of the funds of HSBC Mutual Fund; or iii) an investment research or investment advice. It does not have regard to specific investment objectives, financial situation and the particular needs of any specific person who may receive this document. Investors should seek personal and independent advice regarding the appropriateness of investing in any of the funds, securities, other investment or investment strategies that may have been discussed or referred herein and should understand that the views regarding future prospects may or may not be realized. In no event shall HSBC Mutual Fund/HSBC Asset management (India) Private Limited and / or its affiliates or any of their directors, trustees, officers and employees be liable for any direct, indirect, special, incidental or consequential damages arising out of the use of information / opinion herein.

This document is intended only for those who access it from within India and approved for distribution in Indian jurisdiction only. Distribution of this document to anyone (including investors, prospective investors or distributors) who are located outside India or foreign nationals residing in India, is strictly prohibited. Neither this document nor the units of HSBC Mutual Fund have been registered under Securities law/Regulations in any foreign jurisdiction. The distribution of this document in certain jurisdictions may be unlawful or restricted or totally prohibited and accordingly, persons who come into possession of this document are required to inform themselves about, and to observe, any such restrictions. If any person chooses to access this document from a jurisdiction other than India, then such person do so at his/her own risk and HSBC and its group companies will not be liable for any breach of local law or regulation that such person commits as a result of doing so.

© Copyright. HSBC Asset Management (India) Private Limited 2024, ALL RIGHTS RESERVED.  
HSBC Mutual Fund, 9-11th Floor, NESCO - IT Park Bldg. 3, Nesco Complex, Western Express Highway, Goregaon East, Mumbai 400063. Maharashtra.  
GST - 27AABCH0007N1ZS, Email: [investor.line@mutualfunds.hsbc.co.in](mailto:investor.line@mutualfunds.hsbc.co.in) | Website: [www.assetmanagement.hsbc.co/in](http://www.assetmanagement.hsbc.co/in)

**Mutual Fund investments are subject to market risks, read all scheme related documents carefully.**