

Product Note

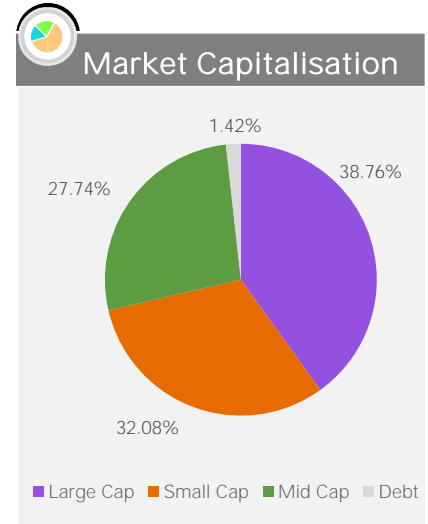
HSBC Multi Cap Fund (HMCF)

(Multi Cap Fund - An open ended equity scheme investing across large cap, mid cap, small cap stocks)

July 2023

Fund Category	Fund Manager	Benchmark ¹	Inception Date	AUM
Multi Cap Fund	Venugopal Manghat and Kapil Punjabi	NIFTY 500 Multicap 50:25:25 TRI	30 Jan 2023	Rs. 1452.01 Cr

Portfolio	% of net assets	Sector - Allocation	% of net assets
HDFC Bank Limited	3.55%	Banks	14.40%
Larsen & Toubro Limited	3.07%	Industrial Products	11.98%
ICICI Bank Limited	2.96%	IT - Software	11.31%
NTPC Limited	2.64%	Construction	7.18%
ITC Limited	2.52%	Electrical Equipment	5.27%
State Bank of India	2.46%	Pharmaceuticals & Biotechnology	4.23%
Birlasoft Limited	2.29%	Cement & Cement Products	3.83%
KPIT Technologies Limited	2.26%	Automobiles	3.46%
TD Power Systems Limited	2.20%	Leisure Services	3.37%
APL Apollo Tubes Limited	2.16%	Fertilizers & Agrochemicals	2.80%



Access benefits in multiple market cycles through one fund



Stock selection

- The fund invest across Large, Mid and Small Caps
- Aim to invest in smaller size businesses in their early stage of development that have higher potential for growth in the long run
- Focus on growth potential in revenue and profits as compared to broader market with relatively higher risk
- Follows bottom-up stock selection using proprietary investment approach
- Provides an opportunity to invest in undervalued, under-owned, and under researched segments that can deliver strong growth
- Valuation is the most important key focus while investing in stocks with an adequate margin of safety

The fund's Investment approach

- Aim to provide long-term capital growth through a dynamically managed portfolio across Small, Mid and Large Cap stocks
- The market capitalisation allocation of assets will be a minimum 25% each in Small, Mid and Large Cap stocks

Bottom-up stock picking is rewarding across cycles

- Various phases of the economic cycle throw up diverse stock picking opportunities
- In a growing economy, some companies exhibit better growth and earnings visibility irrespective of the business cycle
- Business cycles and macros driving them can be directional indicators but ultimately stock selection will lead to better returns

Strong franchises thrive in bad macros

- Bad macro-economic conditions are a blessing for good franchises
- For e.g. rising cost of inputs forces weaker players in an industry to close capacity. This helps stronger / organized players to gain market share and dominate the industry
- Consumer staples companies do well generally in a high inflation environment. Similarly, rising crude prices have helped Paint companies even as their input prices have risen multifold
- Adverse NPA cycle has hurt weak PSU banks, curtailing their ability to lend, thereby enabling NBFCs and private banks to garner market share and strengthen their franchise further

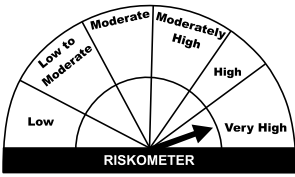
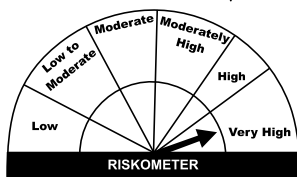
Opportunity across sizes - LEAP

Large Cap - L eader Top 100 companies	Mid Cap - E merging A spirants 101st to 250th companies	Small Cap - P earls 251st company and beyond
Well established businesses	Potential Large Caps	Niche and emerging businesses
Matured players with long track record	Proven track record with higher growth prospects	High potential for growth
High liquidity	Comparatively higher volatile versus Large Caps	Relatively more volatile and less liquidity
Stable and less volatile	Potential valuation multiple re-rating candidates	Higher research arbitrage

Source: HSBC Mutual Fund

Chart representation - Large cap – S&PBSE Sensex, Mid Cap – S&P BSE Midcap, Small Cap – S&P BSE Small Cap index.
Past performance may or may not be sustained in the future.

Product Label

HSBC Multi Cap Fund		
<p>Multi Cap Fund – An open ended equity scheme investing across large cap, mid cap, small cap stocks.</p> <p>This product is suitable for investors who are seeking*:</p> <ul style="list-style-type: none"> To create wealth over long-term Investment predominantly in equity and equity related securities across market capitalization (Benchmark: NIFTY 500 Multicap 50:25:25 TRI) 	 <p>RISKOMETER</p> <p>Investors understand that their principal will be at Very High risk</p>	<p>Benchmark Index: NIFTY 500 Multicap 50:25:25 TRI</p>  <p>RISKOMETER</p>

* Investors should consult their financial advisers if in doubt about whether the product is suitable for them.

Note on Risk-o-meters: Riskometer is as on 30 June 2023, Any change in risk-o-meter shall be communicated by way of Notice cum Addendum and by way of an e-mail or SMS to unitholders of that particular scheme

Past performance may or may not be sustained in the future. Source: HSBC Asset Management India, data as at 30 June 2023

Disclaimer: This document has been prepared by HSBC Asset Management (India) Private Limited (HSBC) for information purposes only and should not be construed as i) an offer or recommendation to buy or sell securities, commodities, currencies or other investments referred to herein; or ii) an offer to sell or a solicitation or an offer for purchase of any of the funds of HSBC Mutual Fund; or iii) an investment research or investment advice. It does not have regard to specific investment objectives, financial situation and the particular needs of any specific person who may receive this document. Investors should seek personal and independent advice regarding the appropriateness of investing in any of the funds, securities, other investment or investment strategies that may have been discussed or referred herein and should understand that the views regarding future prospects may or may not be realized. In no event shall HSBC Mutual Fund/HSBC Asset management (India) Private Limited and / or its affiliates or any of their directors, trustees, officers and employees be liable for any direct, indirect, special, incidental or consequential damages arising out of the use of information / opinion herein.

This document is intended only for those who access it from within India and approved for distribution in Indian jurisdiction only. Distribution of this document to anyone (including investors, prospective investors or distributors) who are located outside India or foreign nationals residing in India, is strictly prohibited. Neither this document nor the units of HSBC Mutual Fund have been registered under Securities law/Regulations in any foreign jurisdiction. The distribution of this document in certain jurisdictions may be unlawful or restricted or totally prohibited and accordingly, persons who come into possession of this document are required to inform themselves about, and to observe, any such restrictions. If any person chooses to access this document from a jurisdiction other than India, then such person do so at his/her own risk and HSBC and its group companies will not be liable for any breach of local law or regulation that such person commits as a result of doing so.

© Copyright. HSBC Asset Management (India) Private Limited 2023, ALL RIGHTS RESERVED.
HSBC Mutual Fund, 9-11th Floor, NESCO - IT Park Bldg. 3, Nesco Complex, Western Express Highway, Goregaon East, Mumbai 400063. Maharashtra.
GST - 27AABCH0007N1ZS, Email: investor.line@mutualfunds.hsbc.co.in | Website: www.assetmanagement.hsbc.co/in

Mutual fund investments are subject to market risks, read all scheme related documents carefully.