

## Product Note

### HSBC Global Equity Climate Change Fund of Fund (HGEF)

(An open ended fund of fund scheme investing in HSBC Global Investment Funds – Global Equity Climate Change)

July 2025

## HSBC Global Equity Climate Change Fund of Fund

An open-ended fund of fund scheme investing in HSBC Global Investment Funds –Global Equity Climate Change

Fund Category	Fund Manager	Benchmark <sup>1</sup>	Inception Date	AUM <sup>1</sup> &
Fund of Funds (Overseas)	Sonal Gupta <sup>#</sup> , Mahesh Chhabria	MSCI AC World TRI	22 Mar 2021	Rs. 57.46 Cr

### Investment Objective

To provide long term capital appreciation by investing predominantly in units of HSBC Global Investment Funds – Global Equity Climate Change (HGECC). The Scheme may also invest a certain proportion of its corpus in money market instruments and / or units of overnight / liquid mutual fund schemes, in order to meet liquidity requirements from time to time. However, there is no assurance that the investment objective of the Scheme will be achieved.

### Portfolio

Issuer	Industries	% to Net Assets
Mutual Fund Units		97.70%
HSBC GIF GL EQ CLM CHG JCUSD	OVERSEAS MUTUAL FUND	97.70%
Cash Equivalent		2.30%
TREPS*		3.74%
Net Current Assets		-1.44%
Total Net Assets as on 30-June-2025		100.00%

### Asset Allocation

International - Mutual Fund Units	97.70%
Reverse Repos/TREPS	3.74%
Net Current Asset	-1.44%
Total Net Assets as on 30-June-2025	100.00%

\*TREPS : Tri-Party Repo, Data as on 30 June 2025

#### Risk Ratios<sup>2</sup>

Standard Deviation	17.20%
Beta	1.08

#### Risk Ratios<sup>2</sup>

Sharpe Ratio <sup>3</sup>	0.39
R2	0.83%

Exit Load: In respect of each purchase / switch-in of Units, an Exit Load of 1% is payable if Units are redeemed / switched out within 1 year from the date of allotment. No Exit Load will be charged, if Units are redeemed / switched-out after 1 year from the date of allotment. The exit loads set forth above is subject to change at the discretion of the AMC and such changes shall be implemented prospectively.

Month End Total Expenses Ratios (Annualized)<sup>4</sup> – Regular<sup>5</sup>: 1.44%, Direct: 0.82%

Investors should note that the expenses to be borne by the investor include the recurring expenses of the Underlying scheme in which Fund of Funds Scheme makes investments subject to the maximum limits prescribed under sub-regulation 6 & 6A of Regulation 52 of the SEBI Regulations.

<sup>1</sup> As per clause 1.9 of the SEBI Master Circular dated June 27, 2024, on 'Guiding Principles for bringing uniformity in Benchmarks of Mutual Fund Schemes' has introduced two-tiered structure for benchmarking of certain categories of schemes. Accordingly, the benchmark has been classified as Tier 1 benchmark. Furthermore, the same is effective from 01 December 2021

<sup>2</sup> Statistical Ratios disclosed are as per monthly returns (Annualized) for the last 3 years.

<sup>3</sup> Risk free rate 5.52% (FIMMDA-NSE MIBOR), <sup>4</sup> TER Annualized TER including GST on Investment Management Fees

<sup>5</sup> TER Annualized TER including GST on Investment Management Fees

<sup>6</sup> Continuing plans

<sup>7</sup> For disclosure of quarterly AUM/AAUM and AUM by geography, please visit our website: <https://www.assetmanagement.hsbc.co.in/en/mutual-funds/investor-resources/information-library/#&accordion1446811090=4>.

Source – HSBC Mutual Fund, Data as of 30 June 2025. Past performance may or may not be sustained in future and is not a guarantee of any future returns.

<sup>#</sup> Sonal Gupta is dedicated fund manager for investments in foreign securities by all the schemes of HSBC Mutual Fund.

MSCI ACWI TRI = MSCI All Country World Net Return Index (MSCI ACWI NR)

The investors are bearing the recurring expenses of the scheme, in addition to the expenses of other schemes in which the Fund of Funds scheme makes investments.

Data as on 30 June 2025

Source: HSBC Mutual Fund, HGIF Global Equity Climate Change underlying fund commentary, Bloomberg

The sector(s)/stock(s)/issuer(s) mentioned in this document do not constitute any research report nor it should be considered as an investment research, investment recommendation or advice to any reader of this content to buy or sell any stocks / investments. The Fund/portfolio may or may not have any existing / future position in these sector(s)/stock(s)/issuer(s). Fund of Fund (FOF) Note - The investors are bearing the recurring expenses of the scheme, in addition to the expenses of other schemes in which the Fund of Funds Scheme makes investments.

# HSBC Global Investment Fund Global Equity Climate Change (Underlying Fund)

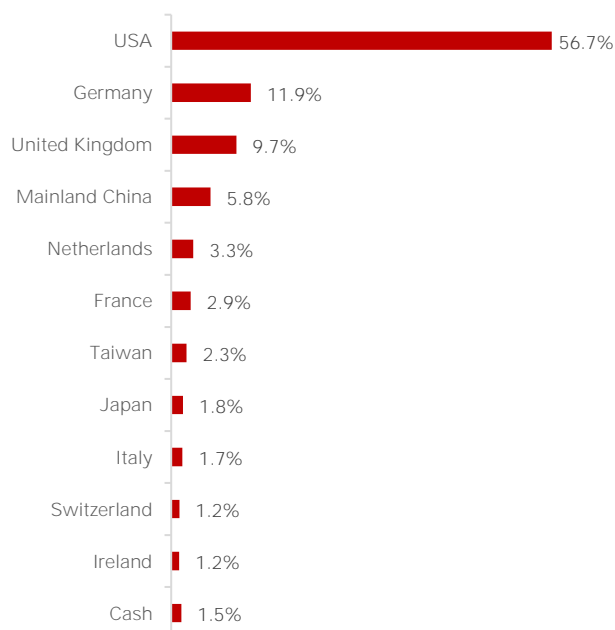
## Portfolio

Instrument	Weight
TRANE TECHNOLOGIES PLC	6.1%
MICROSOFT CORP	6.1%
ECOLAB INC	4.7%
VERISK ANALYTICS INC	4.5%
CADENCE DESIGN SYS INC	4.4%
SAP SE	3.0%
COMPASS GROUP PLC	3.0%
SCHNEIDER ELECTRIC SE	3.0%
AUTODESK INC	2.8%
VERALTO CORP	2.7%
E.ON SE	2.7%
COPART INC	2.6%
INFINEON TECHNOLOGIES AG	2.6%
WATTS WATER TECHNOLOGIES-A	2.5%
CORE & MAIN INC-CLASS A	2.5%
MUENCHENER RUECKVER AG-REG	2.4%
ASM INTERNATIONAL NV	2.3%
TAIWAN SEMICONDUCTOR CO LTD	2.3%
BYD CO LTD-H	2.2%
XYLEM INC	2.1%
NARI TECHNOLOGY CO LTD-A	1.9%
NATIONAL GRID PLC	1.9%
VERTIV HOLDINGS CO-A	1.8%
AZBIL CORP	1.8%
ADVANCED DRAINAGE SYSTEMS IN	1.7%
CIMC ENRIC HOLDINGS LTD	1.7%
PRYSMIAN SPA	1.7%
AIR LIQUIDE SA	1.6%
SMURFIT WESTROCK PLC	1.6%
AGILENT TECHNOLOGIES INC	1.5%
WASTE MANAGEMENT INC	1.4%
PROLOGIS INC	1.4%
SSE PLC	1.3%
SIEMENS AG-REG	1.3%
CAPGEMINI SE	1.3%
DSM-FIRMENICH AG	1.2%
LINDE PLC/OLD	1.2%
ACCENTURE PLC-CL A	1.2%
CARLISLE COS INC	1.2%
HUBBELL INC	1.1%
FASTENAL CO	1.1%
DEERE & CO	1.1%
ARCADIS NV	1.0%
CRODA INTERNATIONAL PLC	0.7%
EQUINIX INC	0.5%
Cash	1.5%
Total	100.0%

## Sector Allocation (%)

Sector	Weight
Industrials	42.9%
Information Technology	27.6%
Materials	11.1%
Utilities	5.8%
Consumer Discretionary	5.3%
Financials	2.4%
Real Estate	1.9%
Health Care	1.5%
Cash	1.5%

## Country allocation



Source: HSBC Mutual Fund., Bloomberg, Data as on 30 June 2025

Note: The views provided above is based on information available in public domain at this moment for underlying funds and subject to change. Please consult your financial advisor for any investment decision. The sector(s)/stock(s)/issuer(s) mentioned in this document do not constitute any research report nor it should be considered as an investment research, investment recommendation or advice to any reader of this content to buy or sell any stocks / investments. The Fund/portfolio may or may not have any existing / future position in these sector(s)/stock(s)/issuer(s).

# HSBC Global Equity Climate Change Fund of Fund

An open-ended fund of fund scheme investing in HSBC Global Investment Funds –Global Equity Climate Change

Fund Manager - Sonal Gupta Effective 02 Dec 2022. Total Schemes Managed - 24  
Fund Manager - Mahesh Chhabria Effective 01 Feb 2025. Total Schemes Managed - 16

Lump Sum Investment Performance									Inception Date
Fund / Benchmark (Value of Rs 10,000 Invested)	1 Year		3 Years		5 Years		Since Inception		
	Amount in Rs	PTP Returns %	Amount in Rs	PTP Returns %	Amount in Rs	PTP Returns %	Amount in Rs	PTP Returns %	
HSBC Global Equity Climate Change Fund of Fund - Regular Plan	10839	8.35	13799	11.32	NA	NA	10816	1.85	22-Mar-21
Scheme Benchmark (MSCI AC World TRI)	11943	19.32	17545	20.59	NA	NA	17310	13.69	
Additional Benchmark (Nifty 50 TRI)	10754	7.49	16741	18.72	NA	NA	18244	15.10	
HSBC Global Equity Climate Change Fund of Fund - Direct Plan	10910	9.05	14090	12.10	NA	NA	11157	2.59	22-Mar-21
Scheme Benchmark (MSCI AC World TRI)	11943	19.32	17545	20.59	NA	NA	17310	13.69	
Additional Benchmark (Nifty 50 TRI)	10754	7.49	16741	18.72	NA	NA	18244	15.10	

Past performance may or may not be sustained in future and is not a guarantee of any future returns. The performance details provided herein are of Regular as well as Direct Plan - Growth Option. Returns on ₹10,000 are point-to-point returns for the specific time period, invested at the start of the period. The returns for the respective periods are provided as on last available NAV of June 2025 for the respective schemes. Returns for 1 year and above are Compounded Annualized. Returns for less than 1 year is Simple Annualized. Load is not taken into consideration for computation of performance. Different plans shall have a different expense structure. The expenses of the Direct Plan under the Scheme will be lower to the extent of the distribution expenses / commission charged to the Regular Plan.

As per clause 5.9.1 of the SEBI Master Circular dated June 27, 2024, the scheme returns vis-a-vis the benchmark return (Total Return Index) shall be disclosed are provided from the date of allotment of units.

Post merger performance of the surviving scheme, arising out of merger of schemes with similar features, is computed as per the provisions of clause 13.4 of the SEBI Master Circular dated June 27, 2024, on Disclosure of Performance of Schemes post-merger using the weighted average performance of both transferor and transferee schemes. In other cases, performance is computed using the Applicable NAV of the surviving/continuing schemes.



SIP Performance - HSBC Global Equity Climate Change Fund of Fund - Regular					Inception Date: 22-Mar-21
Scheme Name & Benchmarks	1 Year	3 Years	5 Years	Since Inception	
Total amount invested (₹)	120000	360000	NA	510000	
Market Value as on June 30, 2025 (₹)	1,27,722	4,17,345	NA	5,80,330	
Scheme Returns (%)	12.27	9.86	NA	6.03	
MSCI AC World Index TRI - Scheme Benchmark (₹)	1,33,483	4,91,445	NA	7,27,862	
MSCI AC World Index TRI - Scheme Benchmark Returns (%)	21.70	21.35	NA	16.89	
Nifty 50 TRI - Additional Benchmark (₹)	1,27,631	4,56,494	NA	6,98,551	
Nifty 50 TRI - Additional Benchmark Returns (%)	12.12	16.08	NA	14.89	
SIP Performance - HSBC Global Equity Climate Change Fund of Fund - Direct					Inception Date: 22-Mar-21
Scheme Name & Benchmarks	1 Year	3 Years	5 Years	Since Inception	
Total amount invested (₹)	120000	360000	NA	510000	
Market Value as on June 30, 2025 (₹)	1,28,161	4,21,807	NA	5,89,088	
Scheme Returns (%)	12.98	10.59	NA	6.74	
MSCI AC World Index TRI - Scheme Benchmark (₹)	1,33,483	4,91,445	NA	7,27,862	
MSCI AC World Index TRI - Scheme Benchmark Returns (%)	21.70	21.35	NA	16.89	
Nifty 50 TRI - Additional Benchmark (₹)	1,27,631	4,56,494	NA	6,98,551	
Nifty 50 TRI - Additional Benchmark Returns (%)	12.12	16.08	NA	14.89	

Past performance may or may not be sustained in future and is not a guarantee of any future returns. For SIP returns, monthly investment of Rs. 10,000/- invested on the 1st day of every month has been considered. SIP Return are calculated on XIRR basis. IDCW are assumed to be reinvested and bonus is adjusted. Load is not taken into consideration.

Source: HSBC Mutual Fund, data as on 30 June 2025

[Click here](#) to check other funds performance managed by the Fund Manager

Product Label

Scheme name and Type of scheme	Scheme Risk-o-meter	Benchmark Risk-o-meter (as applicable)
<p><b>HSBC Global Equity Climate Change Fund of Fund</b> (An open ended fund of fund scheme investing in HSBC Global Investment Funds – Global Equity Climate Change)</p> <p><b>This product is suitable for investors who are seeking*:</b></p> <ul style="list-style-type: none"><li>• To create wealth over long-term</li><li>• Investment predominantly in companies positioned to benefit from climate change through fund of funds route</li></ul>	 <p>The risk of the scheme is Very High Risk</p>	<p>As per AMFI Tier I <b>Benchmark Index: MSCI AC World Index TRI</b></p>  <p>The risk of the benchmark is Very High Risk</p>

\* Investors should consult their financial advisers if in doubt about whether the product is suitable for them.

**Note on Risk-o-meters:** Riskometer is as on 30 June 2025, Any change in risk-o-meter shall be communicated by way of Notice cum Addendum and by way of an e-mail or SMS to unitholders of that particular scheme

Past performance may or may not be sustained in future and is not a guarantee of any future returns  
Source: HSBC Mutual Fund, data as on 30 June 2025

Investors are requested to note that as per SEBI (Mutual Funds) Regulations, 1996 and guidelines issued thereunder, HSBC AMC, its employees and/or empaneled distributors/agents are forbidden from guaranteeing/promising/assuring/predicting any returns or future performances of the schemes of HSBC Mutual Fund. Hence please do not rely upon any such statements/commitments. If you come across any such practices, please register a complaint via email at [investor.line@mutualfunds.hsbc.co.in](mailto:investor.line@mutualfunds.hsbc.co.in).

Disclaimer: This document has been prepared by HSBC Mutual Fund (HSBC) for information purposes only and should not be construed as i) an offer or recommendation to buy or sell securities, commodities, currencies or other investments referred to herein; or ii) an offer to sell or a solicitation or an offer for purchase of any of the funds of HSBC Mutual Fund; or iii) an investment research or investment advice. It does not have regard to specific investment objectives, financial situation and the particular needs of any specific person who may receive this document. Investors should seek personal and independent advice regarding the appropriateness of investing in any of the funds, securities, other investment or investment strategies that may have been discussed or referred herein and should understand that the views regarding future prospects may or may not be realized. In no event shall HSBC Mutual Fund/HSBC Asset management (India) Private Limited and / or its affiliates or any of their directors, trustees, officers and employees be liable for any direct, indirect, special, incidental or consequential damages arising out of the use of information / opinion herein.

This document is intended only for those who access it from within India and approved for distribution in Indian jurisdiction only. Distribution of this document to anyone (including investors, prospective investors or distributors) who are located outside India or foreign nationals residing in India, is strictly prohibited. Neither this document nor the units of HSBC Mutual Fund have been registered under Securities law/Regulations in any foreign jurisdiction. The distribution of this document in certain jurisdictions may be unlawful or restricted or totally prohibited and accordingly, persons who come into possession of this document are required to inform themselves about, and to observe, any such restrictions. If any person chooses to access this document from a jurisdiction other than India, then such person do so at his/her own risk and HSBC and its group companies will not be liable for any breach of local law or regulation that such person commits as a result of doing so.

© Copyright. HSBC Mutual Fund 2025, ALL RIGHTS RESERVED.  
HSBC Mutual Fund, 9-11th Floor, NESCO - IT Park Bldg. 3, Nesco Complex, Western Express Highway, Goregaon East, Mumbai 400063. Maharashtra.  
GST - 27AABCH0007N1ZS, Email: [investor.line@mutualfunds.hsbc.co.in](mailto:investor.line@mutualfunds.hsbc.co.in) | Website: [www.assetmanagement.hsbc.co/in](http://www.assetmanagement.hsbc.co/in)

Mutual Fund investments are subject to market risks, read all scheme related documents carefully.