

Product Note

HSBC Conservative Hybrid Fund (HCHF) (Erstwhile HSBC Regular Savings Fund)

Conservative Hybrid Fund- An open ended Hybrid Scheme investing predominantly in debt instruments.

L&T Conservative Hybrid Fund has merged into HSBC Regular Savings Fund and the surviving scheme has been renamed)

April 2023

Fund Category	Fund Manager	Benchmark ¹	Inception Date	AUM
Conservative Hybrid	Ritesh Jain and Cheenu Gupta	NIFTY 50 Hybrid Composite Debt 15:85 Index	24 Feb 2004	Rs. 114.85 Cr

Quantitative Data		Entry / Exit Load
Average Maturity	3.56 year	NA / NIL
Modified Duration	2.94 year	
Macaulay Duration	3.04 year	
Yield to Maturity	7.33%	

Why HSBC Conservative Hybrid Fund?

- The Scheme shall invest in debt and money market instruments and would seek to generate regular returns
- The scheme may also invest in equity and equity related instruments to seek capital appreciation
- A top down and bottom up approach will be used to invest in equity and equity related instruments
- To create a corpus through generating inflation-adjusted returns

Fund Strategy

- While 2H borrowing calendar was on expected lines, the bond supply as such remains heavy and absorption of this bond supply in remainder of FY 23 may exercise upward pressure on yields at the belly and longer end of the curve.
- The segment may stay volatile based on global cues.
- And hence as such, we intend to position with an underweight stance in the long bond portfolios versus the index and intend to take advantage tactically of any opportunities that may arise on the longer end of the curve depending on market conditions.

² EPS - Trailing 12 month Estimates Comparable Adjusted EPS, PE - Trailing 12 month Price to earnings adjusted for negative earnings, Weighted average method, PB - Price to book value, Trailing 12 month Price to earnings, Index method aggregation. Source - HSBC AMC India and Bloomberg, Fund strategy as at Jan '23. Data as of 31 Mar 2023

¹ SEBI vide its circular no. SEBI/HO/IMD/IMD-II DF3/P/CIR/2021/652 dated October 27, 2021, on 'Guiding Principles for bringing uniformity in Benchmarks of Mutual Fund Schemes' has introduced two-tiered structure for benchmarking of certain categories of schemes. Accordingly, the benchmark has been classified as Tier 1 benchmark. Furthermore, the same is effective from 01 December 2021 ² Fund's benchmark has changed with effect from April 01, 2022.

Portfolio

Issuer	Rating	% to Net Assets
Money Market Instruments		
Money Market Instruments		
Certificate of Deposit		8.11%
HDFC Bank Limited	CARE A1+	8.11%
Government Securities		62.91%
5.63% GOI 12APR2026	SOVEREIGN	15.02%
7.10% GOVERNMENT OF INDIA 18APR29	SOVEREIGN	13.40%
7.38% GOI 20JUN2027	SOVEREIGN	10.74%
GOI 07.59% 11JAN26	SOVEREIGN	8.95%
GOI 07.17% 08JAN28	SOVEREIGN	4.86%
5.22% GOVERNMENT OF INDIA 15JUN25 G-SEC	SOVEREIGN	4.26%
5.74% GOI 15NOV2026	SOVEREIGN	3.40%
7.76% MAHARASHTRA 04Oct2030 SDL	SOVEREIGN	2.28%
EQUITY		23.19%
Hindustan Aeronautics Limited	Aerospace and Defense	0.36%
Bharat Electronics Limited	Aerospace and Defense	0.25%
Motherson Sumi Wiring India Limited	Auto Components	0.29%
Sona BLW Precision Forgings Limited	Auto Components	0.25%
Schaeffler India Limited	Auto Components	0.25%
Minda Industries Limited	Auto Components	0.20%
TVS Motor Company Limited	Automobiles	0.98%
Maruti Suzuki India Limited	Automobiles	0.56%
ICICI Bank Limited	Banks	2.44%
HDFC Bank Limited	Banks	2.10%
Axis Bank Limited	Banks	0.82%
IndusInd Bank Limited	Banks	0.61%
State Bank of India	Banks	0.36%
Navin Fluorine International Limited	Chemicals and Petrochemicals	0.74%
Gujarat Fluorochemicals Limited	Chemicals and Petrochemicals	0.66%
SRF Limited	Chemicals and Petrochemicals	0.34%
Larsen and Toubro Limited	Construction	1.51%
Titan Company Limited	Consumer Durables	0.64%
Mayur Uniquoters Limited	Consumer Durables	0.22%
Kansai Nerolac Paints Limited	Consumer Durables	0.20%
Hindustan Unilever Limited	Diversified FMCG	0.78%
Siemens Limited	Electrical Equipment	1.01%
TD Power Systems Limited	Electrical Equipment	0.55%
PI Industries Limited	Fertilizers and Agrochemicals	0.40%
Cholamandalam Investment and Finance Company Limited	Finance	0.38%
Housing Development Finance Corporation Limited	Finance	0.05%
GMM Pfaudler Limited	Industrial Manufacturing	0.68%
KEI Industries Limited	Industrial Products	0.69%
SBI Life Insurance Company Limited	Insurance	0.26%
KPIT Technologies Limited	IT - Software	1.37%
Infosys Limited	IT - Software	0.40%
Persistent Systems Limited	IT - Software	0.40%
The Indian Hotels Company Limited	Leisure Services	0.49%

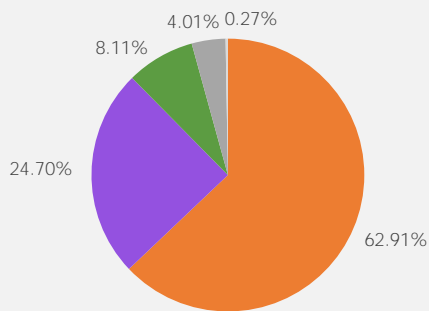
Portfolio

Issuer	Rating	% to Net Assets
Westlife Development Limited	Leisure Services	0.24%
Godrej Consumer Products Limited	Personal Products	1.02%
Reliance Industries Limited	Petroleum Products	0.36%
Sun Pharmaceutical Industries Limited	Pharmaceuticals and Biotechnology	0.93%
Shoppers Stop Limited	Retailing	0.28%
VRL Logistics Limited	Transport Services	0.63%
Cash Equivalent		4.28%
TREPS*		4.01%
Net Current Assets:		0.27%
Total Net Assets as on 31-MARCH-2023		100.00%

*TREPS : Tri-Party Repo



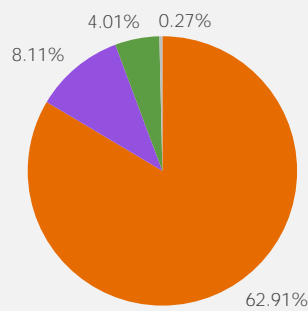
Asset Allocation



■ Government Securities
■ Equity
■ Money Market Instruments
■ Cash Equivalent



Rating Portfolio

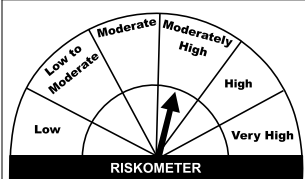
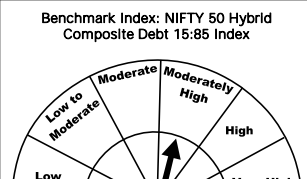


■ Sovereign
■ AAA and equivalents
■ Reverse Repos/ TREPS
■ Net Current Assets

Investment Objective

To seek generation of reasonable returns through investments in debt and money market Instruments.

The secondary objective of the Scheme is to invest in equity and equity related instruments to seek capital appreciation. However, there can be no assurance or guarantee that the investment objective of the scheme would be achieved.

HSBC Conservative Hybrid Fund (Erstwhile HSBC Regular Savings Fund)		
 <p>Investors understand that their principal will be at Moderately High risk</p>	<p>Conservative Hybrid Fund– An open ended hybrid scheme investing predominantly in debt instruments.</p> <p>This product is suitable for investors who are seeking*:</p> <ul style="list-style-type: none"> Investment in fixed income (debt and money market instruments) as well as equity and equity related securities Capital appreciation over medium to long term <p>* Investors should consult their financial advisers if in doubt about whether the product is suitable for them.</p>	<p>Benchmark Index: NIFTY 50 Hybrid Composite Debt 15:85 Index</p> 

Note on Risk-o-meters: Riskometer is as on 31 March 2023, Any change in risk-o-meter shall be communicated by way of Notice cum Addendum and by way of an e-mail or SMS to unitholders of that particular scheme

Past performance is not an indicator of future returns. Source: HSBC Asset Management India, data as at 31 Mar 2023,

Disclaimer: This document has been prepared by HSBC Asset Management (India) Private Limited (HSBC) for information purposes only and should not be construed as i) an offer or recommendation to buy or sell securities, commodities, currencies or other investments referred to herein; or ii) an offer to sell or a solicitation or an offer for purchase of any of the funds of HSBC Mutual Fund; or iii) an investment research or investment advice. It does not have regard to specific investment objectives, financial situation and the particular needs of any specific person who may receive this document. Investors should seek personal and independent advice regarding the appropriateness of investing in any of the funds, securities, other investment or investment strategies that may have been discussed or referred herein and should understand that the views regarding future prospects may or may not be realized. In no event shall HSBC Mutual Fund/HSBC Asset management (India) Private Limited and / or its affiliates or any of their directors, trustees, officers and employees be liable for any direct, indirect, special, incidental or consequential damages arising out of the use of information / opinion herein.

This document is intended only for those who access it from within India and approved for distribution in Indian jurisdiction only. Distribution of this document to anyone (including investors, prospective investors or distributors) who are located outside India or foreign nationals residing in India, is strictly prohibited. Neither this document nor the units of HSBC Mutual Fund have been registered under Securities law/Regulations in any foreign jurisdiction. The distribution of this document in certain jurisdictions may be unlawful or restricted or totally prohibited and accordingly, persons who come into possession of this document are required to inform themselves about, and to observe, any such restrictions. If any person chooses to access this document from a jurisdiction other than India, then such person do so at his/her own risk and HSBC and its group companies will not be liable for any breach of local law or regulation that such person commits as a result of doing so.

© Copyright. HSBC Asset Management (India) Private Limited 2023, ALL RIGHTS RESERVED.
HSBC Mutual Fund, 9-11th Floor, NESCO - IT Park Bldg. 3, Nesco Complex, Western Express Highway, Goregaon East, Mumbai 400063. Maharashtra.
GST - 27AABCH0007N1ZS, Email: investor.line@mutualfunds.hsbc.co.in | Website: www.assetmanagement.hsbc.co/in

Mutual fund investments are subject to market risks, read all scheme related documents carefully.