

## Product Note

### HSBC Medium to Long Duration Fund (HMLF)

(An open ended medium to long term debt scheme investing in instruments such that the Macaulay duration of the portfolio is between 4 years to 7 years. (Please refer Page No. 11 of SID for explanation on Macaulay's duration). Relatively High interest rate risk and relatively Low credit risk.)

June 2026

Fund Category	Fund Manager	Benchmark <sup>1</sup>	Inception Date	AUM <sup>3</sup> &
Medium to Long Duration Fund	Mohd. Asif Rizwi and Shriram Ramanathan	NIFTY Medium to Long Duration Debt Index A-III	10 Dec 2002	Rs. 47.70 Cr

Quantitative Data		Minimum Investment		
Average Maturity	7.15 Years	Lumpsum	SIP	Additional Purchase
Modified Duration	3.73 Years	₹ 10,000	₹ 500	₹ 1,000
Macaulay Duration <sup>^</sup>	3.90 Years			
Yield to Maturity	7.29%			

### Why HSBC Medium to Long Duration Fund?

- Investing in instruments such that the Macaulay Duration of the portfolio is between 4 years to 7 years
- Macro economic factors along with liquidity measures by RBI positive for rates
- Attractive corporate bonds spreads pose the opportunity to capture spread compression

### Fund Approach

- Actively managed fund investing across the yield curve in Govt. Securities and high-quality AAA rated credits to generate alpha
- Dynamic duration management to seize potential upsides when interest rates are expected to soften while also reducing risks in an uncertain environment
- Investments in a liquid portfolio to enable positioning changes based on evolving market scenario

#### Month End Base Expenses Ratios (Annualized)<sup>3</sup>

Plan	Base Expense Ratio (BER)
Regular <sup>4</sup>	0.98%
Direct	0.55%

**Exit Load:** NIL, No entry load will be charged to the investor.

<sup>1</sup> As per clause 7.22 of the SEBI Master Circular for Mutual Funds dated March 20, 2026., on Benchmarks for Mutual Fund Schemes' has introduced two-tiered structure for benchmarking of certain categories of schemes. Accordingly, the benchmark has been classified as Tier 1 benchmark. Furthermore, the same is effective from 01 December 2021.

<sup>2</sup> AUM is as on 31 May 2026.

<sup>3</sup> BER excludes brokerage & transaction cost, and statutory levies (including GST). Refer to the notice cum addendum issued on March 27, 2026 with respect to change in "Base Expense Ratio (BER) limits" of all schemes of HSBC Mutual Fund effective April 01, 2026. For detailed TER Click Here ([https://old.camsonline.com/COL\\_HSBCDownload.aspx](https://old.camsonline.com/COL_HSBCDownload.aspx)) <sup>4</sup> Continuing plans .

<sup>5</sup> For disclosure of quarterly AUM/AAUM and AUM by geography, please visit our website: <https://www.assetmanagement.hsbc.co.in/en/mutual-funds/investor-resources/information-library#&accordion1446811090=4>

<sup>^</sup> The Macaulay duration is the weighted average term to maturity of the cash flows from a bond. The weight of each cash flow is determined by dividing the present value of the cash flow by the price.

**Note:** The above information is for illustrative purposes only. The sector(s)/stock(s)/issuer(s) mentioned in this document do not constitute any research report nor it should be considered as an investment research, investment recommendation or advice to any reader of this content to buy or sell any stocks / investments. The Fund/portfolio may or may not have any existing / future position in these sector(s)/stock(s)/issuer(s).

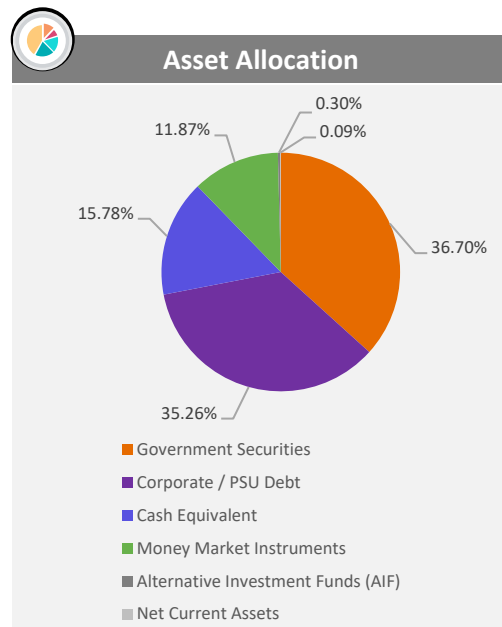
Source – HSBC Mutual Fund, Data as of 31 May 2026. **Past performance may or may not be sustained in future and is not a guarantee of any future returns.**

## Portfolio

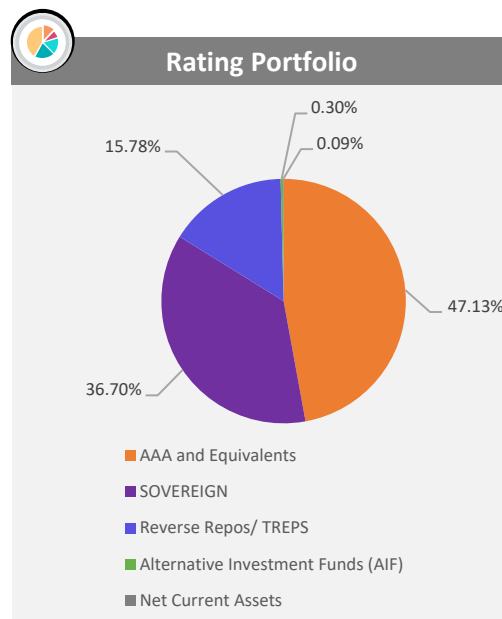
Issuer	Rating	% to Net Assets
<b>Corporate Bonds / Debentures</b>		<b>35.26%</b>
NABARD	ICRA AAA	8.59%
National Highways Authority of India	CRISIL AAA	7.67%
Power Finance Corporation Limited	CRISIL AAA	5.28%
REC Limited	ICRA AAA	5.25%
Bharti Telecom Limited	CRISIL AAA	4.25%
Bajaj Housing Finance Ltd	CRISIL AAA	4.22%
<b>Money Market Instruments</b>		
<b>Certificate of Deposit</b>		<b>11.87%</b>
Canara Bank	CRISIL A1+	5.94%
Union Bank of India	ICRA A1+	5.93%
<b>Government Securities</b>		<b>36.70%</b>
6.36% GOI 16-Feb-2031	SOVEREIGN	10.48%
6.68% GOI 07Jul2040	SOVEREIGN	10.17%
7.24% GOI 18-Aug-2055	SOVEREIGN	6.13%
6.9% GOI 15-Apr-2065	SOVEREIGN	5.73%
6.77% Maharashtra SDL - 25-Feb-2030	SOVEREIGN	4.19%
<b>Alternative Investment Funds (AIF)</b>		<b>0.30%</b>
Corp Debt Mkt Develop Fund (SBI AIF Fund)	AIF	0.30%
<b>Cash Equivalent</b>		<b>15.87%</b>
<b>TREPS*</b>		<b>15.78%</b>
<b>Net Current Assets</b>		<b>0.09%</b>
<b>Total Net Assets as on 31-May-2026</b>		<b>100.00%</b>

\*TREPS : Tri-Party Repo fully collateralized by G-Sec

## Asset Allocation



## Rating Portfolio



## Investment Objective

To provide a reasonable income through a diversified portfolio of fixed income securities such that the Macaulay duration of the portfolio is between 4 years to 7 years. However, there is no assurance that the investment objective of the Scheme will be achieved.

Fund Manager - Mohd Asif Rizwi Effective 01 Feb 2025. Total Schemes Managed - 15  
Fund Manager - Shriram Ramanathan Effective 26 Nov 2022. Total Schemes Managed - 9

Lump Sum Investment Performance										Inception Date	
Fund / Benchmark (Value of Rs 10,000 Invested)	1 Year		3 Years		5 Years		10 Years		Since Inception		
	Amount in ₹	Returns %	Amount in ₹	Returns %	Amount in ₹	Returns %	Amount in ₹	Returns %	Amount in ₹	Returns %	
HSBC Medium to Long Duration Fund - Regular Plan <sup>3--</sup>	10045	0.45	11614	5.12	12317	4.26	16909	5.39	42743	6.38	10-Dec-02
Scheme Benchmark (NIFTY Medium to Long Duration Debt Index A-III) <sup>1</sup>	10076	0.76	11925	6.05	13010	5.41	19385	6.84	46599	6.77	
Additional Benchmark (CRISIL 10 year Gilt Index)	9997	-0.03	11906	5.99	12593	4.72	17972	6.04	39189	5.99	
HSBC Medium to Long Duration Fund - Direct Plan <sup>3--</sup>	10057	0.58	11914	6.02	12869	5.18	18372	6.27	23816	6.69	07-Jan-13
Scheme Benchmark (NIFTY Medium to Long Duration Debt Index A-III) <sup>1</sup>	10076	0.76	11925	6.05	13010	5.41	19385	6.84	25289	7.17	
Additional Benchmark (CRISIL 10 year Gilt Index)	9997	-0.03	11906	5.99	12593	4.72	17972	6.04	22588	6.27	

**Past performance may or may not be sustained in future and is not a guarantee of any future returns.** The performance details provided herein are of Regular as well as Direct Plan - Growth Option. Returns on ₹10,000 are point-to-point returns for the specific time period, invested at the start of the period. The returns for the respective periods are provided as on last available NAV of May 2026 for the respective schemes. Returns for 1 year and above are Compounded Annualized. Returns for less than 1 year is Simple Annualized. Load is not taken into consideration for computation of performance. Different plans shall have a different expense structure. The expenses of the Direct Plan under the Scheme will be lower to the extent of the distribution expenses / commission charged to the Regular Plan.

As per clause 6.9.1 of the SEBI Master Circular for Mutual Funds dated March 20, 2026., the scheme returns vis-à-vis the benchmark return (Total Return Index) shall be disclosed are provided from the date of allotment of units.

Post merger performance of the surviving scheme, arising out of merger of schemes with similar features, is computed as per the provisions of clause 14.3 of the SEBI Master Circular for Mutual Funds dated March 20, 2026., on Disclosure of Performance of Schemes post-merger using the weighted average performance of both transferor and transferee schemes. In other cases, performance is computed using the Applicable NAV of the surviving/continuing schemes. ~ Face value Rs 10



Returns for Debt schemes has been calculated as on last business day NAV provided as on 31 May 2026.

<sup>1</sup> HSBC Medium to Long Duration Fund - Effective September 04, 2023 the Benchmark has been changed from NIFTY Medium to Long Duration Debt Index B-III to NIFTY Medium to Long Duration Debt Index A-III.

Source: HSBC Mutual Fund, data as on 31 May 2026

[Click here](#) to check other funds performance managed by the Fund Manager

**Product Label**

Scheme name and Type of scheme	*Scheme Risk-o-meter	Benchmark Risk-o-meter (as applicable)
<p><b>HSBC Medium to Long Duration Fund</b> (An open ended medium to long term debt scheme investing in instruments such that the Macaulay duration of the portfolio is between 4 years to 7 years. (Please refer Page No. 11 of SID for explanation on Macaulay’s duration). Relatively High interest rate risk and relatively Low credit risk.)</p> <p><b>This product is suitable for investors who are seeking*:</b></p> <ul style="list-style-type: none"> <li>• Regular income over medium to long term</li> <li>• Investment in diversified portfolio of fixed income securities such that the Macaulay^ duration of the portfolio is between 4 year to 7 years</li> </ul>	 <p>The risk of the scheme is Moderate Risk</p>	<p>As per AMFI tier 1 Benchmark Index: <b>NIFTY Medium to Long Duration Debt Index A- III</b></p>  <p>The risk of the benchmark is Moderate Risk</p>

• Investors should consult their financial advisers if in doubt about whether the product is suitable for them.

^ The Macaulay duration is the weighted average term to maturity of the cash flows from a bond. The weight of each cash flow is determined by dividing the present value of the cash flow by the price.

**Note on Risk-o-meters:** Riskometer is as on 31 May 2026, Any change in risk-o-meter shall be communicated by way of Notice cum Addendum and by way of an e-mail or SMS to unitholders of that particular scheme

**Potential Risk Class (HSBC Medium to Long Duration Fund)**

Credit Risk →			
Interest Rate Risk ↓	Relatively Low (Class A)	Moderate (Class B)	Relatively High (Class C)
Relatively Low (Class I)			
Moderate (Class II)			
Relatively High (Class III)	<b>A-III</b>		
<b>A Scheme with Relatively High interest rate risk and Low credit risk.</b>			

Potential Risk Class (‘PRC’) matrix indicates the maximum interest rate risk (measured by Macaulay Duration of the scheme) and maximum credit risk (measured by Credit Risk Value of the scheme) the fund manager can take in the scheme. PRC matrix classification is done in accordance with and subject to the methodology/guidelines prescribed by SEBI to help investors take informed decision based on the maximum interest rate risk and maximum credit risk the fund manager can take in the scheme, as depicted in the PRC matrix.

**Past performance may or may not be sustained in future and is not a guarantee of any future returns.** Source: HSBC Mutual Fund, data as on 31 May 2026

Investors are requested to note that as per SEBI (Mutual Funds) Regulations, 2026 and guidelines issued thereunder, HSBC AMC, its employees and/or empaneled distributors/agents are forbidden from guaranteeing/promising/assuring/predicting any returns or future performances of the schemes of HSBC Mutual Fund. Hence please do not rely upon any such statements/commitments. If you come across any such practices, please register a complaint via email at [investor.line@mutualfunds.hsbc.co.in](mailto:investor.line@mutualfunds.hsbc.co.in).

**Disclaimer:** This document has been prepared by HSBC Mutual Fund for information purposes only and should not be construed as i) an offer or recommendation to buy or sell securities, commodities, currencies or other investments referred to herein; or ii) an offer to sell or a solicitation or an offer for purchase of any of the funds of HSBC Mutual Fund; or iii) an investment research or investment advice. It does not have regard to specific investment objectives, financial situation and the particular needs of any specific person who may receive this document. Investors should seek personal and independent advice regarding the appropriateness of investing in any of the funds, securities, other investment or investment strategies that may have been discussed or referred herein and should understand that the views regarding future prospects may or may not be realized. In no event shall HSBC Mutual Fund/HSBC Asset management (India) Private Limited and / or its affiliates or any of their directors, trustees, officers and employees be liable for any direct, indirect, special, incidental or consequential damages arising out of the use of information / opinion herein.

This document is intended only for those who access it from within India and approved for distribution in Indian jurisdiction only. Distribution of this document to anyone (including investors, prospective investors or distributors) who are located outside India or foreign nationals residing in India, is strictly prohibited. Neither this document nor the units of HSBC Mutual Fund have been registered under Securities law/Regulations in any foreign jurisdiction. The distribution of this document in certain jurisdictions may be unlawful or restricted or totally prohibited and accordingly, persons who come into possession of this document are required to inform themselves about, and to observe, any such restrictions. If any person chooses to access this document from a jurisdiction other than India, then such person do so at his/her own risk and HSBC and its group companies will not be liable for any breach of local law or regulation that such person commits as a result of doing so.

© Copyright. HSBC Mutual Fund 2026, ALL RIGHTS RESERVED.  
HSBC Mutual Fund, 9-11th Floor, NESCO - IT Park Bldg. 3, Nesco Complex, Western Express Highway, Goregaon East, Mumbai 400063. Maharashtra.  
GST - 27AABCH0007N1ZS, Email: [investor.line@mutualfunds.hsbc.co.in](mailto:investor.line@mutualfunds.hsbc.co.in) | Website: [www.assetmanagement.hsbc.co/in](http://www.assetmanagement.hsbc.co/in)

**Mutual Fund investments are subject to market risks, read all scheme related documents carefully.**