

Product Note

HSBC Global Equity Climate Change Fund of Fund (HGEF)

(An open ended fund of fund scheme investing in HSBC Global Investment Funds – Global Equity Climate Change)

May 2025

Investment Objective

To provide long term capital appreciation by investing predominantly in units of HSBC Global Investment Funds – Global Equity Climate Change (HGECC). The Scheme may also invest a certain proportion of its corpus in money market instruments and / or units of overnight / liquid mutual fund schemes, in order to meet liquidity requirements from time to time. However, there is no assurance that the investment objective of the Scheme will be achieved.

Climate Change - The opportunities beckon



Renewable Energy

Sustainable transition away from fossil fuels will need to be USD110trn of investment in renewable energies cumulatively to 2050.¹



Energy Efficiency

Globally enhanced energy efficiency investments could boost cumulative economic output by USD18tr to 2035, increasing growth by 0.25-1.1% per year.²



Clean Transport

Improved and digitalised planning in shipping could lead to fewer kilometers travelled, allowing for industry revenue benefits of USD1.5trn by 2025.³



Green Buildings

In emerging markets alone, Green Buildings are expected to be a USD24.7 trillion investment opportunity by 2030.⁴



Sustainable Water & Wastewater Management

Water productivity improvements could cost USD60 billion annually over the next two decades. Many of these investments yield positive returns in just three years.⁵



Climate Change Adaptation

Research has shown that spending USD1.8trn on specific adaptation areas between 2020 and 2030 could generate USD7.1trn in total net benefits.⁶

Flood defences systems and related infrastructure information support systems, such as climate observation and early warning systems



Pollution & waste prevention and control

Air pollution kills 7 million people each year, costing USD5trn/year.⁷



Circular economy and resource efficiency

Switching to a circular economy could unlock an additional USD4.5trn of global GDP by 2030.⁸

Resource-efficient packaging and distribution Industrial carbon capture and storage technology



Natural capital & ecosystems

Enhancing coastal wetlands could save the insurance industry USD52bn a year in reduced losses from storms and flood damage.⁹

Themes such as Clean transport, Clean energy, Water management provide great investment potential

HGIF Global Equity Climate Change – Monthly Commentary

At sector level, stock selection was positive for the month. Positive performance came from Information Technology and Utilities, though this was offset by negative stock selection in Real Estate and Health Care.

At country level, stock selection was positive for the month. Positive performance came from USA and Germany, though this was offset by negative stock selection in United Kingdom and Taiwan.

USA Industrials security, **TRANE TECHNOLOGIES PLC** with total effect 0.66% is the top contributor. Additionally, USA Information Technology security, **CADENCE DESIGN SYS INC** was the second largest contributor with total effect 0.63%. German Utilities security, **E.ON SE** also contributed with total effect 0.43%.

On the other side, detractors included Mainland China Consumer Discretionary security **BYD CO LTD-H** with total effect -0.16%, Mainland China Industrials holding, **CIMC ENRIC HOLDINGS LTD** with total effect -0.16%, and USA Information Technology holding, **BROADCOM INC** with total effect -0.14%.

During this period, positions were initiated in **LINDE PLC/OLD**, **SIEMENS AG-REG**, and **AIR LIQUIDE SA**.

Positions were closed in **ASSTEAD GROUP PLC**, and **SK HYNIX INC**.

Sector and Country allocation effects are residual to stock selection. At a country level, effects were positive, given an overweight exposure to Germany. At sector level, effects were positive, given an overweight exposure to Industrials.

Data as on 30 April 2025

Source: HSBC Mutual Fund, HGIF Global Equity Climate Change underlying fund commentary, Bloomberg

1. IRENA 2019, 2. New Climate Economy 2016, 3. Danfuss 2020, 4. FC 2019, 5. McKinsey 2019, 6. Global Commission on Adaptation 2019, 7. BAML 2020, citing UN 2019, 8. World Economic Forum, 9. Barbier et al 2019, The sector(s)/stock(s)/issuer(s) mentioned in this document do not constitute any research report nor it should be considered as an investment research, investment recommendation or advice to any reader of this content to buy or sell any stocks / investments. The Fund/portfolio may or may not have any existing / future position in these sector(s)/stock(s)/issuer(s). **Past performance may or may not be sustained in the future and is not indicative of future results.** Fund of Fund (FOF) Note - The investors are bearing the recurring expenses of the scheme, in addition to the expenses of other schemes in which the Fund of Funds Scheme makes investments.

HSBC Global Investment Fund Global Equity Climate Change (Underlying Fund)

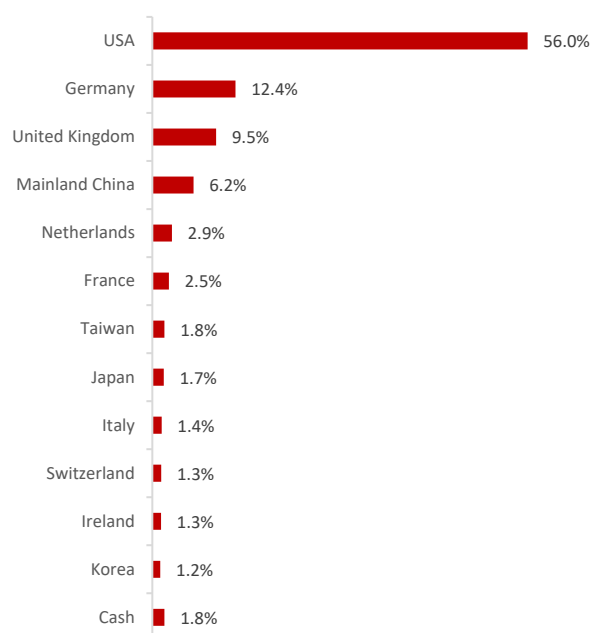
Portfolio

Instrument	Weight
TRANE TECHNOLOGIES PLC	5.7%
MICROSOFT CORP	5.2%
ECOLAB INC	4.7%
VERISK ANALYTICS INC	4.6%
CADENCE DESIGN SYS INC	4.6%
COMPASS GROUP PLC	3.2%
E.ON SE	3.2%
SAP SE	3.1%
COPART INC	2.8%
SCHNEIDER ELECTRIC SE	2.8%
MUENCHENER RUECKVER AG-REG	2.7%
AUTODESK INC	2.6%
BYD CO LTD-H	2.4%
CORE & MAIN INC-CLASS A	2.3%
WATTS WATER TECHNOLOGIES-A	2.2%
SSE PLC	2.2%
INFINEON TECHNOLOGIES AG	2.1%
XYLEM INC 10132210	2.1%
NARI TECHNOLOGY CO LTD-A	2.0%
ASM INTERNATIONAL NV	1.9%
TAIWAN SEMICONDUCTOR CO LTD	1.8%
ADVANCED DRAINAGE SYSTEMS IN	1.8%
VERALTO CORP	1.7%
AZBIL CORP	1.7%
CIMC ENRIC HOLDINGS LTD	1.7%
SMURFIT WESTROCK PLC	1.6%
WASTE MANAGEMENT INC	1.6%
DEERE & CO	1.5%
AGILENT TECHNOLOGIES INC	1.4%
PROLOGIS INC	1.4%
PRYSMIAN SPA	1.4%
DANAHER CORP	1.4%
DSM-FIRMENICH AG	1.3%
CARLISLE COS INC	1.3%
ACCENTURE PLC-CL A	1.3%
CAPGEMINI SE	1.3%
LINDE PLC/OLD	1.2%
SIEMENS AG-REG	1.2%
AIR LIQUIDE SA	1.2%
SAMSUNG ELECTRONICS CO LTD	1.2%
CRODA INTERNATIONAL PLC	1.2%
FIRST SOLAR INC	1.2%
FASTENAL CO	1.1%
ARCADIS NV	1.1%
HUBBELL INC	1.1%
EQUINIX INC	0.6%
Cash	1.8%
Total	100.0%

Sector Allocation (%)

Sector	Weight
Industrials	40.2%
Information Technology	27.9%
Materials	11.4%
Consumer Discretionary	5.7%
Utilities	5.5%
Health Care	2.8%
Financials	2.7%
Real Estate	2.1%
Cash	1.8%

Country allocation

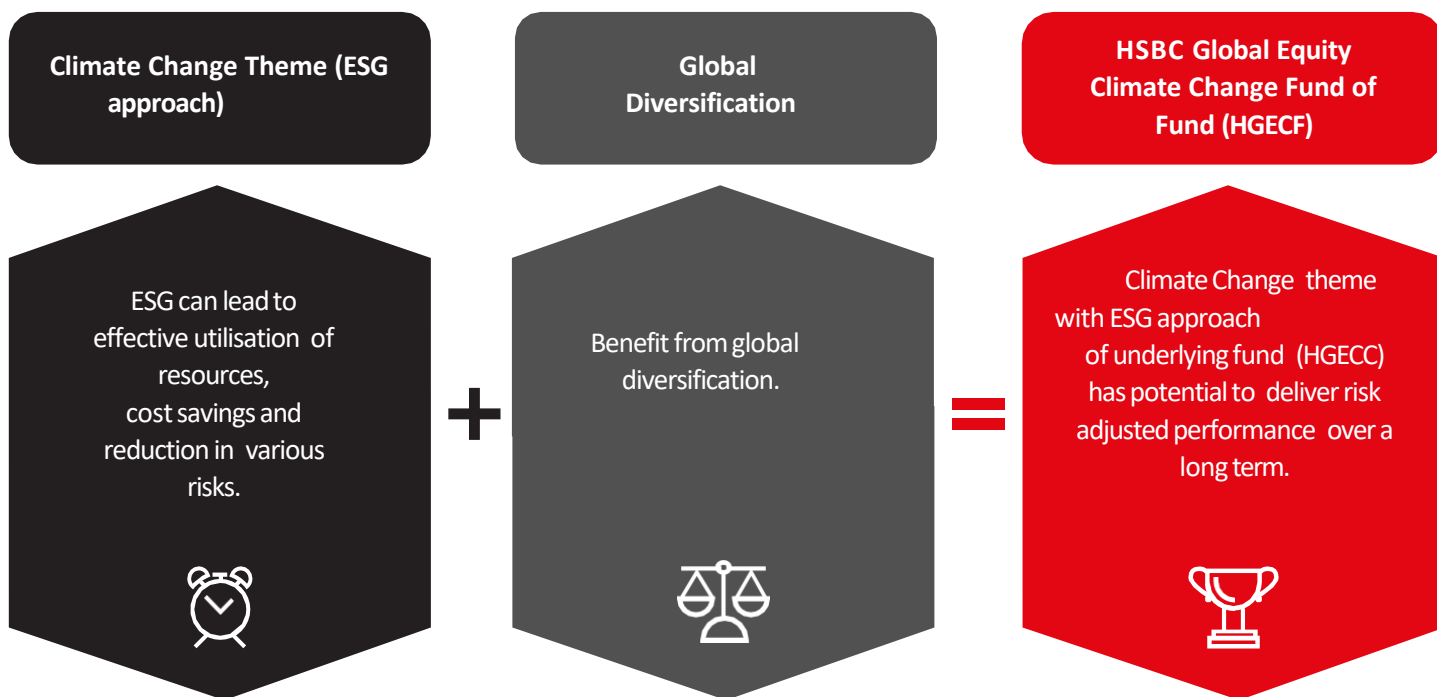


Source: HSBC Mutual Fund., Bloomberg, Data as on 30 April 2025

Note: The views provided above is based on information available in public domain at this moment for underlying funds and subject to change. Please consult your financial advisor for any investment decision. The sector(s)/stock(s)/issuer(s) mentioned in this document do not constitute any research report nor it should be considered as an investment research, investment recommendation or advice to any reader of this content to buy or sell any stocks / investments. The Fund/portfolio may or may not have any existing / future position in these sector(s)/stock(s)/issuer(s).

HSBC Global Equity Climate Change Fund of Fund (HGECF)^{1, 2}

HSBC Global Equity Climate Change Fund of Fund aims to provide long term capital appreciation by investing predominantly in units of HSBC Global Investment Funds – Global Equity Climate Change (HGECC). The Underlying fund aims to provide long-term total return by investing primarily in companies, listed in either developed or developing countries, that are positioned to benefit from efforts to adapt to climate change.



HGECF provides potential benefit of opportunities arising from Climate Change theme supported by ESG investment approach and global diversification

¹ An open ended fund of fund scheme investing in HSBC Global Investment Funds – Global Equity Climate Change

² The Scheme may also invest a certain proportion of its corpus in money market instruments and/or units of overnight/liquid mutual fund schemes, in order to meet liquidity requirements from time to time. However, there is no assurance that the investment objective of the Scheme will be achieved.

HSBC Global Equity Climate Change Fund of Fund

An open-ended fund of fund scheme investing in HSBC Global Investment Funds – Global Equity Climate Change

Fund Category	Fund Manager	Benchmark ¹	Inception Date	AUM ¹ &
Fund of Funds (Overseas)	Sonal Gupta [#] , Mahesh Chhabria	MSCI AC World TRI	22 Mar 2021	Rs. 56.71 Cr

Risk Ratios ²		Risk Ratios ²	
Standard Deviation	17.85%	Sharpe Ratio ³	-0.06
Beta	1.10	R2	0.84%

Exit Load: In respect of each purchase / switch-in of Units, an Exit Load of 1% is payable if Units are redeemed / switched out within 1 year from the date of allotment. No Exit Load will be charged, if Units are redeemed / switched-out after 1 year from the date of allotment. The exit loads set forth above is subject to change at the discretion of the AMC and such changes shall be implemented prospectively.

Month End Total Expenses Ratios (Annualized)⁴ – Regular⁵: 1.43%, Direct: 0.78%

Investors should note that the expenses to be borne by the investor include the recurring expenses of the Underlying scheme in which Fund of Funds Scheme makes investments subject to the maximum limits prescribed under sub-regulation 6 & 6A of Regulation 52 of the SEBI Regulations.

¹ As per clause 1.9 of the SEBI Master Circular dated June 27, 2024, on 'Guiding Principles for bringing uniformity in Benchmarks of Mutual Fund Schemes' has introduced two-tiered structure for benchmarking of certain categories of schemes. Accordingly, the benchmark has been classified as Tier 1 benchmark. Furthermore, the same is effective from 01 December 2021.

² Statistical Ratios disclosed are as per monthly returns (Annualized) for the last 3 years.

³ Risk free rate 6.00% (FIMMDA-NSE MIBOR), ⁴ TER Annualized TER including GST on Investment Management Fees

⁵ Continuing plans

⁶ For disclosure of quarterly AUM/AAUM and AUM by geography, please visit our website: <https://www.assetmanagement.hsbc.co.in/en/mutual-funds/investor-resources/information-library#&accordion1446811090=4>.

Source – HSBC Mutual Fund, Data as of 30 April 2025. **Past performance may or may not be sustained in the future and is not indicative of future results.**

[#] Sonal Gupta is dedicated fund manager for investments in foreign securities by all the schemes of HSBC Mutual Fund.

MSCI ACWI TRI = MSCI All Country World Net Return Index (MSCI ACWI NR)

The investors are bearing the recurring expenses of the scheme, in addition to the expenses of other schemes in which the Fund of Funds scheme makes investments.

HGIF Global Equity Climate Change – Quarterly Commentary

At sector level, stock selection was negative for the quarter. Positive performance came from Consumer Discretionary and Information Technology, though this was offset by negative stock selection in Industrials and Materials.

At country level, stock selection was negative for the quarter. Positive performance came from Korea and Chile, though this was offset by negative stock selection in Italy and United Kingdom.

Mainland China Consumer Discretionary security, **BYD CO LTD ORD** with total effect 0.91% is the top contributor. Additionally, USA Information Technology security, **NVIDIA CORP** was the second largest contributor with total effect 0.76%. German Utilities security, **E.ON SE** also contributed with total effect 0.66%.

On the other side, detractors included USA Information Technology security **CADENCE DESIGN SYS INC** with total effect -0.64%, USA Information Technology holding, **FIRST SOLAR INC** with total effect -0.44%, and USA Industrials holding, **TRANE TECHNOLOGIES PLC** with total effect -0.38%.

During this period, positions were initiated in **MUENCHENER RUECKVER AG-REG**, and **FASTENAL CO**.

Positions were closed in **BALL CORP**, **EDP RENOVAVEIS SA**, **SUNGROW POWER SUPPLY CO LT-A**, and **SPIE SA**.

Sector and Country allocation effects are residual to stock selection. At a country level, effects were positive, given an overweight exposure to Germany. At sector level, effects were negative, given an underweight exposure to Financials.

Portfolio

Issuer	Industries	% to Net Assets
Mutual Fund Units		96.90%
HSBC GIF GL EQ CLM CHG JCUSD	OVERSEAS MUTUAL FUND	96.90%
Cash Equivalent		3.10%
TREPS*		3.78%
Net Current Assets		-0.68%
Total Net Assets as on 30-April-2025		100.00%

Asset Allocation

International - Mutual Fund Units	96.90%
Reverse Repos/TREPS	3.78%
Net Current Asset	-0.69%
Total Net Assets as on 30-April-2025	100.00%

*TREPS : Tri-Party Repo, Data as on 30 April 2025

Fund Manager - Sonal Gupta Effective 02 Dec 2022. Total Schemes Managed - 24
Fund Manager - Mahesh Chhabria Effective 01 Feb 2025. Total Schemes Managed - 16

Lump Sum Investment Performance									Inception Date
Fund / Benchmark (Value of Rs 10,000 Invested)	1 Year		3 Years		5 Years		Since Inception		
	Amount in Rs	PTP Returns %	Amount in Rs	PTP Returns %	Amount in Rs	PTP Returns %	Amount in Rs	PTP Returns %	
HSBC Global Equity Climate Change Fund of Fund - Regular Plan	10095	0.95	11085	3.49	NA	NA	9783	-0.53	22-Mar-21
Scheme Benchmark (MSCI AC World TRI)	11337	13.37	14820	13.99	NA	NA	15465	11.19	
Additional Benchmark (Nifty 50 TRI)	10901	9.01	14742	13.78	NA	NA	17317	14.30	
HSBC Global Equity Climate Change Fund of Fund - Direct Plan	10161	1.61	11322	4.22	NA	NA	10081	0.20	22-Mar-21
Scheme Benchmark (MSCI AC World TRI)	11337	13.37	14820	13.99	NA	NA	15465	11.19	
Additional Benchmark (Nifty 50 TRI)	10901	9.01	14742	13.78	NA	NA	17317	14.30	

Past performance may or may not be sustained in future and is not a guarantee of any future returns. The performance details provided herein are of Regular as well as Direct Plan - Growth Option. Returns on ₹10,000 are point-to-point returns for the specific time period, invested at the start of the period. The returns for the respective periods are provided as on last available NAV of April 2025 for the respective schemes. Returns for 1 year and above are Compounded Annualized. Returns for less than 1 year is Simple Annualized. Load is not taken into consideration for computation of performance. Different plans shall have a different expense structure. The expenses of the Direct Plan under the Scheme will be lower to the extent of the distribution expenses / commission charged to the Regular Plan.

As per clause 5.9.1 of the SEBI Master Circular dated June 27, 2024, the scheme returns vis-à-vis the benchmark return (Total Return Index) shall be disclosed are provided from the date of allotment of units.

Post merger performance of the surviving scheme, arising out of merger of schemes with similar features, is computed as per the provisions of clause 13.4 of the SEBI Master Circular dated June 27, 2024, on Disclosure of Performance of Schemes post-merger using the weighted average performance of both transferor and transferee schemes. In other cases, performance is computed using the Applicable NAV of the surviving/continuing schemes.

SIP Performance - HSBC Global Equity Climate Change Fund of Fund - Regular					Inception Date: 22-Mar-21
Scheme Name & Benchmarks	1 Year	3 Years	5 Years	Since Inception	
Total amount invested (₹)	120000	360000	NA	490000	
Market Value as on April 30, 2025 (₹)	116,253	381,159	NA	505,770	
Scheme Returns (%)	-5.80	3.75	NA	1.53	
MSCI AC World Index TRI - Scheme Benchmark (₹)	122,277	449,205	NA	631,134	
MSCI AC World Index TRI - Scheme Benchmark Returns (%)	3.58	14.96	NA	12.44	
Nifty 50 TRI - Additional Benchmark (₹)	122,761	443,790	NA	643,230	
Nifty 50 TRI - Additional Benchmark Returns (%)	4.34	14.11	NA	13.39	



SIP Performance - HSBC Global Equity Climate Change Fund of Fund - Direct					Inception Date: 22-Mar-21
Scheme Name & Benchmarks	1 Year	3 Years	5 Years	Since Inception	
Total amount invested (₹)	120000	360000	NA	490000	
Market Value as on April 30, 2025 (₹)	116,659	385,284	NA	513,146	
Scheme Returns (%)	-5.18	4.47	NA	2.23	
MSCI AC World Index TRI - Scheme Benchmark (₹)	122,277	449,205	NA	631,134	
MSCI AC World Index TRI - Scheme Benchmark Returns (%)	3.58	14.96	NA	12.44	
Nifty 50 TRI - Additional Benchmark (₹)	122,761	443,790	NA	643,230	
Nifty 50 TRI - Additional Benchmark Returns (%)	4.34	14.11	NA	13.39	

Past performance may or may not be sustained in future and is not a guarantee of any future returns. For SIP returns, monthly investment of Rs. 10,000/- invested on the 1st day of every month has been considered. SIP Return are calculated on XIRR basis. IDCW are assumed to be reinvested and bonus is adjusted. Load is not taken into consideration.

Source: HSBC Mutual Fund, data as on 30 April 2025

[Click here to check other funds performance managed by the Fund Manager](#)

Product Label

Scheme name and Type of scheme	Scheme Risk-o-meter	Benchmark Risk-o-meter (as applicable)
HSBC Global Equity Climate Change Fund of Fund (An open ended fund of fund scheme investing in HSBC Global Investment Funds – Global Equity Climate Change) This product is suitable for investors who are seeking*: <ul style="list-style-type: none"> To create wealth over long-term Investment predominantly in companies positioned to benefit from climate change through fund of funds route 	 <p>The risk of the scheme is Very High Risk</p>	As per AMFI Tier I Benchmark Index: MSCI AC World Index TRI  <p>The risk of the benchmark is Very High Risk</p>

* Investors should consult their financial advisers if in doubt about whether the product is suitable for them.

Note on Risk-o-meters: Riskometer is as on 30 April 2025, Any change in risk-o-meter shall be communicated by way of Notice cum Addendum and by way of an e-mail or SMS to unitholders of that particular scheme

Past performance may or may not be sustained in the future and is not indicative of future results. Source: HSBC Mutual Fund, data as on 30 April 2025

Investors are requested to note that as per SEBI (Mutual Funds) Regulations, 1996 and guidelines issued thereunder, HSBC AMC, its employees and/or empaneled distributors/agents are forbidden from guaranteeing/promising/assuring/predicting any returns or future performances of the schemes of HSBC Mutual Fund. Hence please do not rely upon any such statements/commitments. If you come across any such practices, please register a complaint via email at investor.line@mutualfunds.hsbc.co.in.

Disclaimer: This document has been prepared by HSBC Mutual Fund (HSBC) for information purposes only and should not be construed as i) an offer or recommendation to buy or sell securities, commodities, currencies or other investments referred to herein; or ii) an offer to sell or a solicitation or an offer for purchase of any of the funds of HSBC Mutual Fund; or iii) an investment research or investment advice. It does not have regard to specific investment objectives, financial situation and the particular needs of any specific person who may receive this document. Investors should seek personal and independent advice regarding the appropriateness of investing in any of the funds, securities, other investment or investment strategies that may have been discussed or referred herein and should understand that the views regarding future prospects may or may not be realized. In no event shall HSBC Mutual Fund/HSBC Asset management (India) Private Limited and / or its affiliates or any of their directors, trustees, officers and employees be liable for any direct, indirect, special, incidental or consequential damages arising out of the use of information / opinion herein.

This document is intended only for those who access it from within India and approved for distribution in Indian jurisdiction only. Distribution of this document to anyone (including investors, prospective investors or distributors) who are located outside India or foreign nationals residing in India, is strictly prohibited. Neither this document nor the units of HSBC Mutual Fund have been registered under Securities law/Regulations in any foreign jurisdiction. The distribution of this document in certain jurisdictions may be unlawful or restricted or totally prohibited and accordingly, persons who come into possession of this document are required to inform themselves about, and to observe, any such restrictions. If any person chooses to access this document from a jurisdiction other than India, then such person do so at his/her own risk and HSBC and its group companies will not be liable for any breach of local law or regulation that such person commits as a result of doing so.

© Copyright. HSBC Mutual Fund 2025, ALL RIGHTS RESERVED.
 HSBC Mutual Fund, 9-11th Floor, NESCO - IT Park Bldg. 3, Nesco Complex, Western Express Highway, Goregaon East, Mumbai 400063. Maharashtra.
 GST - 27AABCH0007N12S, Email: investor.line@mutualfunds.hsbc.co.in | Website: www.assetmanagement.hsbc.co/in

Mutual Fund investments are subject to market risks, read all scheme related documents carefully.