


## Product Note

### HSBC Balanced Advantage Fund (HBAF)

(An open ended dynamic asset allocation fund)

January 2026

Fund Category	Fund Manager	Benchmark	Inception Date*	AUM <sup>&amp;</sup>
Balanced Advantage Fund	Neelotpal Sahai, Praveen Ayathan, Mahesh Chhabria, Mohd. Asif Rizwi, Prakriti Banka Mayank Chaturvedi <sup>#</sup>	NIFTY 50 Hybrid Composite Debt 50:50 Index <sup>3</sup>	7 Feb 2011	Rs. 1,581.48 Cr



Portfolio	% to Net Assets	% to Net Assets(Hedged)	% to Net Assets(Unhedged)	Industry - Allocation	% of net assets
HDFC Bank Limited	5.24%	1.48%	3.76%	Banks	21.79%
ICICI Bank Limited	6.18%	2.79%	3.39%	Debt Instrument	15.25%
Infosys Limited	2.30%	0.00%	2.30%	Government Securities	13.80%
Shriram Finance Limited	2.20%	0.00%	2.20%	Pharmaceuticals & Biotechnology	5.81%
Reliance Industries Limited	2.16%	0.00%	2.16%	IT - Software	5.06%
Larsen & Toubro Limited	1.68%	0.00%	1.68%	Retailing	3.47%
Eternal Limited	1.32%	0.00%	1.32%	Beverages	3.10%
Swiggy Limited	1.22%	0.00%	1.22%	Power	3.01%
Polycab India Limited	1.82%	0.61%	1.21%	Industrial Products	2.77%
Radico Khaitan Limited	1.04%	0.00%	1.04%	Finance	2.74%

**Exit Load:** If the units redeemed or switched out are upto 10% of the units purchased or switched in ("the limit") within 1 year from the date of allotment – Nil, If units redeemed or switched out are over and above the limit within 1 year from the date of allotment – 1%, If units are redeemed or switched out on or after 1 year from the date of allotment. – Nil, A switch-out or a withdrawal under SWP may also attract an Exit Load like any Redemption. No Exit load will be chargeable in case of switches made between different plans and options within the Scheme. No Exit load will be chargeable in case of Units allotted on account of dividend reinvestments, if any\*\* A switch-out or a withdrawal under SWP or a transfer under STP (except a switch-out or a transfer under STP into any of the Equity Schemes except HSBC Arbitrage Fund) may also attract an Exit Load/CDSC like any Redemption. No Exit Load will be chargeable in case of switches made between different options of the Scheme. No Exit Load will be chargeable in respect of redemption / switch out of redemption of Units allotted on account of dividend. In case of units switched out/systematically transferred to another option/plan within the same plan/Scheme and if subsequently redeemed, for the purpose of determining the Exit Load, the date when such units were first allotted in the respective plan/Scheme will be considered as the purchase/allotment date.

**Month End Total Expenses Ratios (Annualized)**<sup>4</sup> – Regular<sup>5</sup>: 2.11%, Direct: 0.81%

\* Since inception - 07 Feb 11

<sup>1</sup> As on 31 December 2025 of Growth option. During the same period, scheme benchmark (NIFTY 50 Hybrid Composite Debt 50:50 Index) has moved by 4.4X to Rs. 4,45,360 from Rs.100,000 and delivered return of 10.54%. Please refer page no.3 for detailed performance of HSBC Balanced Advantage Fund.

<sup>2</sup> During the same period, value of scheme benchmark (NIFTY 50 Hybrid Composite Debt 50:50 Index) has moved to 42,61,640.

<sup>3</sup> As per clause 1.9 of the SEBI Master Circular dated June 27, 2024, on 'Guiding Principles for bringing uniformity in Benchmarks of Mutual Fund Schemes' has introduced two-tiered structure for benchmarking of certain categories of schemes. Accordingly, the benchmark has been classified as Tier 1 benchmark effective from 01 December 2021.

<sup>4</sup> TER Annualized TER including GST on Investment Management Fees

<sup>5</sup> Continuing plans

<sup>&</sup>For disclosure of quarterly AUM/AAUM and AUM by geography, please visit our website: <https://www.assetmanagement.hsbc.co.in/en/mutual-funds/investor-resources/information-library/#&accordion1446811090=4>

**Note:** The sector(s)/stock(s)/issuer(s) mentioned in this document do not constitute any research report nor it should be considered as an investment research, investment recommendation or advice to any reader of this content to buy or sell any stocks / investments. The Fund/portfolio may or may not have any existing / future position in these sector(s)/stock(s)/issuer(s).

Source – HSBC Mutual Fund, Data as of 31 December 2025. **Past performance may or may not be sustained in future and is not a guarantee of any future returns.**

<sup>#</sup> Mayank Chaturvedi shall be the fund manager for investments in foreign securities (wherever applicable) for all the schemes of HSBC Mutual Fund. w.e.f. October 01, 2025.

Note : Please refer to Scheme Information Document for more details on Asset Allocation of the scheme.

Why HSBC Balanced Advantage Fund?

- Asset allocation between equity and debt depending on prevailing market and economic conditions
- Aims to build a portfolio of companies diversified across major industries, economic sectors and market capitalization that offer an acceptable risk reward balance
- Investment in debt securities will be guided by credit quality, liquidity, interest rates and their outlook
- To grab opportunity from both asset classes of equity and fixed income for an optimal asset-allocation portfolio
- Aim to create a corpus through generating inflation-adjusted returns to cater to long-term goals

Fund Philosophy

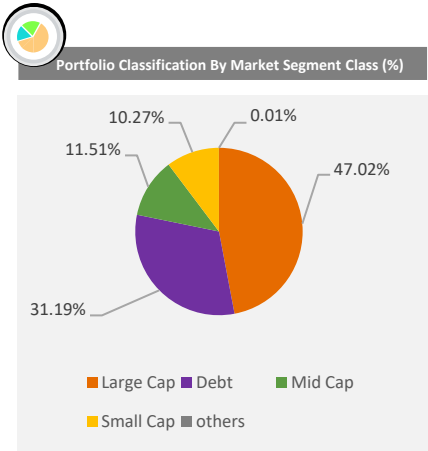
- The fund may help investors participate in the long term growth potential of equities but with a much lower short term volatility
- The Fund helps in systematically managing equity allocation based on valuations and keep emotions away from asset allocation decisions
- History suggests that sharp corrections in the market typically occur when equity valuations are expensive. Due to the fund’s strategy of maintaining low equity allocation at higher valuation levels, it may help reduce downside significantly during such market corrections
- Potential to improve risk adjusted return for medium to long term investors; active stock picking approach for equity allocation
- The Fund provides a tax efficient and cost efficient dynamic asset allocation solution – taxation similar to equity oriented schemes

Investment Objective

To seek long term capital growth and income through investments in equity and equity related securities and fixed income instruments. There is no assurance that the objective of the Scheme will be realised and the Scheme does not assure or guarantee any returns.

HSBC Balanced Advantage Fund (HBAF)

To seek long term capital growth and income through investments in equity and equity related securities and fixed income instruments. There is no assurance that the objective of the Scheme will be realised and the Scheme does not assure or guarantee any returns.



Source – Bloomberg, HSBC Mutual Fund

**Note** – Details provided above is as on 31 December 2025 or as latest available. Views provided above are based on information available in public domain at this moment and subject to change. Investors should not consider the same as investment advice. Please consult your financial advisor for all your investment decision.

**Note:** The sector(s)/stock(s)/issuer(s) mentioned in this document do not constitute any research report nor it should be considered as an investment research, investment recommendation or advice to any reader of this content to buy or sell any stocks / investments. The Fund/portfolio may or may not have any existing / future position in these sector(s)/stock(s)/issuer(s).

**Past performance may or may not be sustained in future and is not a guarantee of any future returns.** Source: HSBC Mutual Fund, data as on 31 December 2025  
Note - Sector specific information provided above should not be considered as investment advice.

Fund Manager - Neelotpal Sahai Effective 26 Nov 2022. Total Schemes Managed - 3; Fund Manager - Prakriti Banka Effective 01 Oct 2025. Total Schemes Managed - 1; Fund Manager - Mahesh Chhabria Effective 15 Jul 2023. Total Schemes Managed - 14; Fund Manager - Mohd Asif Rizwi Effective 01 Feb 2025. Total Schemes Managed - 15; Fund Manager - Praveen Ayathan Effective 01 Oct 2023. Total Schemes Managed - 5; Fund Manager - Mayank Chaturvedi Effective 01 Oct 2025. Total Schemes Managed - 20

Lump Sum Investment Performance											Inception Date
Fund / Benchmark (Value of Rs 10,000 invested)	1 Year		3 Years		5 Years		10 Years		Since Inception		
	Amount in Rs	Returns %	Amount in Rs	Returns %	Amount in Rs	Returns %	Amount in Rs	Returns %	Amount in Rs	Returns %	
HSBC Balanced Advantage Fund – Regular Plan~~	10283	2.83	13998	11.84	15442	9.07	22135	8.26	44128	10.47	07-Feb-11
Scheme Benchmark (Nifty 50 Hybrid composite debt 50:50 Index)	10896	8.96	13643	10.89	16330	10.30	28595	11.07	44536	10.54	
Additional Benchmark (BSE Sensex TRI)	11038	10.38	14541	13.27	18958	13.64	36928	13.94	57672	12.47	
HSBC Balanced Advantage Fund – Direct Plan~~	10416	4.16	14566	13.33	16511	10.54	25138	9.65	42752	11.82	01-Jan-13
Scheme Benchmark (Nifty 50 Hybrid composite debt 50:50 Index)	10896	8.96	13643	10.89	16330	10.30	28595	11.07	38231	10.86	
Additional Benchmark (BSE Sensex TRI)	11038	10.38	14541	13.27	18958	13.64	36928	13.94	51515	13.43	

**Past performance may or may not be sustained in future and is not a guarantee of any future returns.** The performance details provided herein are of Regular as well as Direct Plan - Growth Option. Returns on ₹10,000 are point-to-point returns for the specific time period, invested at the start of the period. The returns for the respective periods are provided as on last available NAV of December 2025 for the respective schemes. Returns for 1 year and above are Compounded Annualized. Returns for less than 1 year is Simple Annualized. Load is not taken into consideration for computation of performance. Different plans shall have a different expense structure. The expenses of the Direct Plan under the Scheme will be lower to the extent of the distribution expenses / commission charged to the Regular Plan.

As per clause 5.9.1 of the SEBI Master Circular dated June 27, 2024, the scheme returns vis-à-vis the benchmark return (Total Return Index) shall be disclosed are provided from the date of allotment of units.

Post merger performance of the surviving scheme, arising out of merger of schemes with similar features, is computed as per the provisions of clause 13.4 of the SEBI Master Circular dated June 27, 2024, on Disclosure of Performance of Schemes post-merger using the weighted average performance of both transferor and transferee schemes. In other cases, performance is computed using the Applicable NAV of the surviving/continuing schemes. ~ Face value Rs 10

SIP Performance HSBC Balanced Advantage Fund – Regular Plan					Inception Date: 07 Feb 11
Scheme Name & Benchmarks	1 Year	3 Years	5 Years	Since Inception	
Total amount invested (₹)	120000	360000	600000	1780000	
Market Value as on December 31, 2025 (₹)	1,24,314	4,15,560	7,65,737	39,35,231	
Scheme Returns (%)	6.73	9.54	9.69	10.00	
Nifty 50 Hybrid composite debt 50:50 Index - Scheme Benchmark (₹)	1,26,005	4,18,627	7,72,203	42,61,640	
Nifty 50 Hybrid composite debt 50:50 Index - Scheme Benchmark Returns (%)	9.41	10.04	10.03	10.96	
BSE Sensex TRI - Additional Benchmark (₹)	1,28,602	4,31,021	8,20,812	53,33,410	
BSE Sensex TRI - Additional Benchmark Returns (%)	13.56	12.05	12.48	13.61	
SIP Performance HSBC Balanced Advantage Fund – Direct Plan					Inception Date: 01 Jan 13
Scheme Name & Benchmarks	1 Year	3 Years	5 Years	Since Inception	
Total amount invested (₹)	120000	360000	600000	1550000	
Market Value as on December 31, 2025 (₹)	1,25,179	4,24,602	7,94,264	32,68,790	
Scheme Returns (%)	8.10	11.01	11.16	10.90	
Nifty 50 Hybrid composite debt 50:50 Index - Scheme Benchmark (₹)	1,26,005	4,18,627	7,72,203	32,81,913	
Nifty 50 Hybrid composite debt 50:50 Index - Scheme Benchmark Returns (%)	9.41	10.04	10.03	10.96	
BSE Sensex TRI - Additional Benchmark (₹)	1,28,602	4,31,021	8,20,812	40,04,544	
BSE Sensex TRI - Additional Benchmark Returns (%)	13.56	12.05	12.48	13.73	



**Past performance may or may not be sustained in future and is not a guarantee of any future returns.** For SIP returns, monthly investment of Rs. 10,000/- invested on the 1st day of every month has been considered. SIP Return are calculated on XIRR basis. IDCW are assumed to be reinvested and bonus is adjusted. Load is not taken into consideration.

Mayank Chaturvedi shall be the fund manager for investments in foreign securities (wherever applicable) for all the schemes of HSBC Mutual Fund. w.e.f. October 01, 2025.

Source: HSBC Mutual Fund, data as on 31 December 2025

[Click here](#) to check other funds performance managed by the Fund Manager

Product Label

Scheme name and Type of scheme	Scheme Risk-o-meter	Benchmark Risk-o-meter (as applicable)
<p><b>HSBC Balanced Advantage Fund</b></p> <p>(An open ended dynamic asset allocation fund)</p> <p><b>This product is suitable for investors who are seeking*:</b></p> <ul style="list-style-type: none"><li>• Long term capital appreciation and generation of reasonable returns</li><li>• Investment in equity and equity related instruments, derivatives and debt and money market instruments</li></ul>	 <p>The risk of the scheme is Moderately High Risk</p>	<p>As per AMFI Tier I.</p> <p><b>Benchmark Index: NIFTY 50 Hybrid Composite Debt 50:50 Index</b></p>  <p>The risk of the benchmark is High Risk</p>

\* Investors should consult their financial advisers if in doubt about whether the product is suitable for them.

**Note on Risk-o-meters:** Riskometer is as on 31 December 2025, Any change in risk-o-meter shall be communicated by way of Notice cum Addendum and by way of an e-mail or SMS to unitholders of that particular scheme

**Past performance may or may not be sustained in future and is not a guarantee of any future returns.** Source: HSBC Mutual Fund, data as on 31 December 2025

Investors are requested to note that as per SEBI (Mutual Funds) Regulations, 1996 and guidelines issued thereunder, HSBC AMC, its employees and/or empaneled distributors/agents are forbidden from guaranteeing/promising/assuring/predicting any returns or future performances of the schemes of HSBC Mutual Fund. Hence please do not rely upon any such statements/commitments. If you come across any such practices, please register a complaint via email at [investor.line@mutualfunds.hsbc.co.in](mailto:investor.line@mutualfunds.hsbc.co.in).

**Disclaimer:** This document has been prepared by HSBC Mutual Fund for information purposes only and should not be construed as i) an offer or recommendation to buy or sell securities, commodities, currencies or other investments referred to herein; or ii) an offer to sell or a solicitation or an offer for purchase of any of the funds of HSBC Mutual Fund; or iii) an investment research or investment advice. It does not have regard to specific investment objectives, financial situation and the particular needs of any specific person who may receive this document. Investors should seek personal and independent advice regarding the appropriateness of investing in any of the funds, securities, other investment or investment strategies that may have been discussed or referred herein and should understand that the views regarding future prospects may or may not be realized. In no event shall HSBC Mutual Fund/HSBC Asset management (India) Private Limited and / or its affiliates or any of their directors, trustees, officers and employees be liable for any direct, indirect, special, incidental or consequential damages arising out of the use of information / opinion herein. This document is intended only for those who access it from within India and approved for distribution in Indian jurisdiction only. Distribution of this document to anyone (including investors, prospective investors or distributors) who are located outside India or foreign nationals residing in India, is strictly prohibited. Neither this document nor the units of HSBC Mutual Fund have been registered under Securities law/Regulations in any foreign jurisdiction. The distribution of this document in certain jurisdictions may be unlawful or restricted or totally prohibited and accordingly, persons who come into possession of this document are required to inform themselves about, and to observe, any such restrictions. If any person chooses to access this document from a jurisdiction other than India, then such person do so at his/her own risk and HSBC and its group companies will not be liable for any breach of local law or regulation that such person commits as a result of doing so.

© Copyright. HSBC Mutual Fund 2025, ALL RIGHTS RESERVED.  
HSBC Mutual Fund, 9-11th Floor, NESCO - IT Park Bldg. 3, Nesco Complex, Western Express Highway, Goregaon East, Mumbai 400063. Maharashtra.  
GST - 27AABCH007N1ZS, Email: [investor.line@mutualfunds.hsbc.co.in](mailto:investor.line@mutualfunds.hsbc.co.in) | Website: [www.assetmanagement.hsbc.co/in](http://www.assetmanagement.hsbc.co/in)

**Mutual Fund investments are subject to market risks, read all scheme related documents carefully.**