

Product Note

HSBC Corporate Bond Fund (HCBF)

(An open ended debt scheme predominantly investing in AA+ and above rated corporate bonds. A relatively high interest rate risk and relatively low credit risk)

May 2026

Fund Category	Fund Manager	Benchmark ^{1, 2}	Inception Date	AUM ^{3&}
Corporate Bond	Mohd. Asif Rizwi and Shriram Ramanathan	NIFTY Corporate Bond Index A-II	31 Mar 1997	Rs. 5,979.02 Cr

Quantitative Data		Minimum Investment		
Average Maturity	2.50 years	Lumpsum	SIP	Additional Purchase
Modified Duration	2.15 years	₹ 5,000	₹ 500	₹ 1,000
Macaulay Duration	2.28 years			
Yield to Maturity	7.43%			

Why Corporate Bond Fund?

- The fund's portfolio would carry a relatively low credit risk by virtue of its focus on investing predominantly in AAA rated credits
- Aims to create a corpus through tax efficient inflation-adjusted returns

Fund Approach

- HSBC Corporate Bond Fund follows a passive roll-down strategy targeting a maturity of July - Sept 2028, with 100% of the portfolio invested in AAA Corporate bonds and Government Securities
- The fund endeavors to remain invested in bonds of only AAA rated companies
- The fund aims to generate significant proportion of the total returns in the form of income yield from accrual of high-quality credit

Exit Load: Nil, No entry load will be charged to the investor.

Month End Total Expenses Ratios (Annualized)⁴ – Regular⁵: 0.60%, Direct: 0.31%.

¹As per clause 7.22 of the SEBI Master Circular for Mutual Funds dated March 20, 2026., on Benchmarks for Mutual Fund Schemes' has introduced two-tiered structure for benchmarking of certain categories of schemes. Accordingly, the benchmark has been classified as Tier 1 benchmark.

²Fund's benchmark has changed with effect from May 01, 2024.

³AUM is as on 30 April 2026

⁴TER Annualized TER including GST on Investment Management Fees

⁵Continuing plans.

[&]For disclosure of quarterly AUM/AAUM and AUM by geography, please visit our website: <https://www.assetmanagement.hsbc.co.in/en/mutual-funds/investor-resources/information-library#&accordion1446811090=4>

Note: The sector(s)/stock(s)/issuer(s) mentioned in this document do not constitute any research report nor it should be considered as an investment research, investment recommendation or advice to any reader of this content to buy or sell any stocks / investments. The Fund/portfolio may or may not have any existing / future position in these sector(s)/stock(s)/issuer(s).

Source – HSBC Mutual Fund, Data as on 30 April 2026. **Past performance may or may not be sustained in future and is not a guarantee of any future returns.**

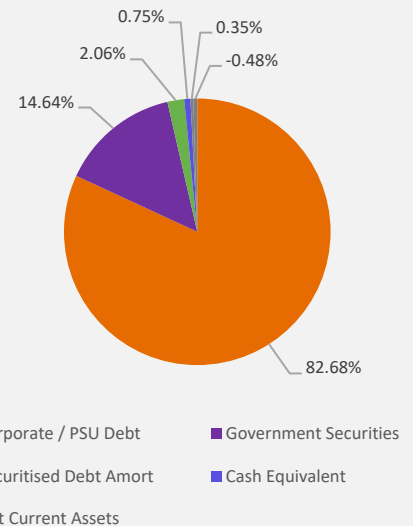
Portfolio

Issuer	Rating	% to Net Assets
Corporate Bonds / Debentures		82.68%
National Highways Authority of India	CRISIL AAA	6.61%
NTPC Limited	CRISIL AAA	6.14%
Power Finance Corporation Limited	CRISIL AAA	5.86%
Indian Oil Corporation Limited	CRISIL AAA	5.32%
Bajaj Finance Limited	CRISIL AAA	4.93%
Power Grid Corporation of India Limited	CRISIL AAA	4.69%
SIDBI	CRISIL AAA	4.67%
REC Limited	CRISIL AAA	4.09%
Bharti Telecom Limited	CRISIL AAA	3.82%
Housing and Urban Development Corp. Ltd.	ICRA AAA	3.39%
Embassy Office Parks REIT	CRISIL AAA	3.34%
Bajaj Housing Finance Ltd	CRISIL AAA	3.11%
Kotak Mahindra Prime Limited	CRISIL AAA	3.08%
NABARD	ICRA AAA / CRISIL AAA	5.75%
Indian Railway Finance Corporation Ltd	CRISIL AAA	2.53%
EXIM Bank	CRISIL AAA	2.45%
Tata Capital Ltd	CRISIL AAA	2.20%
LIC Housing Finance Limited	CRISIL AAA	1.79%
Reliance Industries Limited	CRISIL AAA	1.78%
Jio Credit Limited	CRISIL AAA	1.50%
Sundaram Finance Limited	CRISIL AAA	1.32%
Hindustan Zinc Limited	CRISIL AAA	1.25%
HDFC Bank Limited	CRISIL AAA	1.23%
Mindspace Business Parks REIT	CRISIL AAA / ICRA AAA	1.85%
Securitised Debt Amort		2.06%
Radhakrishna Securitisation Trust (PTC of loan pool from Mukesh Ambani group entity)	CRISIL AAA(SO)	2.06%
Government Securities		14.64%
6.01% GOI 21Jul2030	SOVEREIGN	2.82%
7.04% GOI - 03-Jun-2029	SOVEREIGN	2.79%
6.75% GOI 23DEC2029	SOVEREIGN	1.72%
7.15% KARNATAKA SDL 09-Oct-2028	SOVEREIGN	1.68%
7.16% Karnataka SDL - 08-Jan-2030	SOVEREIGN	1.28%
7.37% GOI 23OCT2028	SOVEREIGN	1.20%
8.06% Karnataka SDL - 27-Mar-2029	SOVEREIGN	0.86%
7.36% MAHARASHTRA SDL 12-Apr-2028	SOVEREIGN	0.76%
7.78% Maharashtra SDL - 24-Mar-2029	SOVEREIGN	0.51%
6.49% Gujarat SDL - 02-Dec-2029	SOVEREIGN	0.42%
7.05% GUJARAT SDL 14-Aug-2028	SOVEREIGN	0.35%
6.64% Tamil Nadu SDL - 11-Mar-2029	SOVEREIGN	0.25%
Alternative Investment Funds (AIF)		0.35%
Corp Debt Mkt Develop Fund (SBI AIF Fund)	AIF	0.35%
Cash Equivalent		0.27%
TREPS*		0.75%
Net Current Assets		-0.48%
Total Net Assets as on 30-April-2026		100.00%

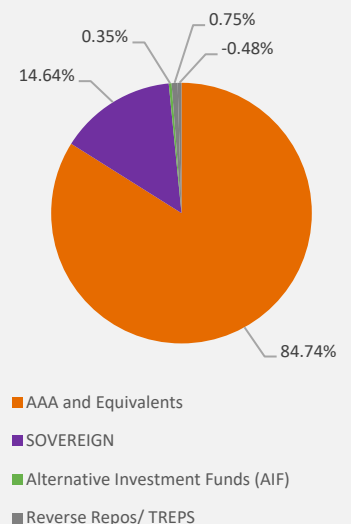
*TREPS : Tri-Party Repo fully collateralized by G-Sec



Asset Allocation



Rating Portfolio



Investment Objective

To generate regular return by investing predominantly in AA+ and above rated debt and money market instruments. There is no assurance that the objective of the Scheme will be realised and the Scheme does not assure or guarantee any returns.

Fund Manager - Mohd Asif Rizwi Effective 01 Feb 2025. Total Schemes Managed - 15
Fund Manager - Shriram Ramanathan Effective 30 Jun 2014. Total Schemes Managed - 9

Lump Sum Investment Performance											Inception Date
Fund / Benchmark (Value of Rs 10,000 invested)	1 Year		3 Years		5 Years		10 Years		Since Inception		
	Amount in ₹	Returns %	Amount in ₹	Returns %	Amount in ₹	Returns %	Amount in ₹	Returns %	Amount in ₹	Returns %	
HSBC Corporate Bond Fund - Regular Plan ^{***}	10495	4.95	12180	6.78	13280	5.83	19618	6.96	75974	7.22	31-Mar-97
Scheme Benchmark (NIFTY Corporate Bond Index A-II)	10431	4.31	12105	6.56	13149	5.63	19395	6.84	NA	NA	
Additional Benchmark (CRISIL 10 year Gilt Index)	10059	0.59	12035	6.35	12628	4.78	17971	6.03	NA	NA	
HSBC Corporate Bond Fund - Direct Plan ^{***}	10525	5.25	12298	7.12	13499	6.18	20424	7.40	26443	7.57	01-Jan-13
Scheme Benchmark (NIFTY Corporate Bond Index A-II)	10431	4.31	12105	6.56	13149	5.63	19395	6.84	25804	7.37	
Additional Benchmark (CRISIL 10 year Gilt Index)	10059	0.59	12035	6.35	12628	4.78	17971	6.03	22667	6.33	

Past performance may or may not be sustained in future and is not a guarantee of any future returns. The performance details provided herein are of Regular as well as Direct Plan - Growth Option. Returns on ₹10,000 are point-to-point returns for the specific time period, invested at the start of the period. The returns for the respective periods are provided as on last available NAV of April 2026 for the respective schemes. Returns for 1 year and above are Compounded Annualized. Returns for less than 1 year is Simple Annualized. Load is not taken into consideration for computation of performance. Different plans shall have a different expense structure. The expenses of the Direct Plan under the Scheme will be lower to the extent of the distribution expenses / commission charged to the Regular Plan.


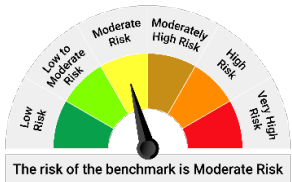
As per clause 6.9.1 of the SEBI Master Circular for Mutual Funds dated March 20, 2026., the scheme returns vis-à-vis the benchmark return (Total Return Index) shall be disclosed after provided from the date of allotment of units.

Post merger performance of the surviving scheme, arising out of merger of schemes with similar features, is computed as per the provisions of clause 14.3 of the SEBI Master Circular for Mutual Funds dated March 20, 2026., on Disclosure of Performance of Schemes post-merger using the weighted average performance of both transferor and transferee schemes. In other cases, performance is computed using the Applicable NAV of the surviving/continuing schemes. ~ Face value Rs 10.

Source: HSBC Mutual Fund, Data as on 30 April 2026

[Click here](#) to check other funds performance managed by the Fund Manager

Product Label

Scheme name and Type of scheme	*Scheme Risk-o-meter	Benchmark Risk-o-meter (as applicable)
<p>HSBC Corporate Bond Fund</p> <p>(An open ended debt scheme predominantly investing in AA+ and above rated corporate bonds. A relatively high interest rate risk and relatively low credit risk)</p> <p>This product is suitable for investors who are seeking*:</p> <ul style="list-style-type: none"> • Generation of regular and stable income over medium to long term • Investment predominantly in AA+ and above rated corporate bonds and money market instruments 	 <p>The risk of the scheme is Moderate Risk</p>	<p>As per AMFI Tier 1. Benchmark Index: NIFTY Corporate Bond Index A-II</p>  <p>The risk of the benchmark is Moderate Risk</p>

* Investors should consult their financial advisers if in doubt about whether the product is suitable for them.

Note on Risk-o-meters: Riskometer is as on 30 April 2026, Any change in risk-o-meter shall be communicated by way of Notice cum Addendum and by way of an e-mail or SMS to unitholders of that particular scheme

Potential Risk Class (HSBC Corporate Bond Fund)

Credit Risk →	Relatively Low (Class A)	Moderate (Class B)	Relatively High (Class C)
Interest Rate Risk ↓			
Relatively Low (Class I)			
Moderate (Class II)			
Relatively High (Class III)	A-III		

A Scheme with Relatively High interest rate risk and Low credit risk.

Potential Risk Class ('PRC') matrix indicates the maximum interest rate risk (measured by Macaulay Duration of the scheme) and maximum credit risk (measured by Credit Risk Value of the scheme) the fund manager can take in the scheme. PRC matrix classification is done in accordance with and subject to the methodology/guidelines prescribed by SEBI to help investors take informed decision based on the maximum interest rate risk and maximum credit risk the fund manager can take in the scheme, as depicted in the PRC matrix.

Past performance may or may not be sustained in future and is not a guarantee of any future returns. Source: HSBC Mutual Fund, data as on 30 April 2026

Investors are requested to note that as per SEBI (Mutual Funds) Regulations, 2026 and guidelines issued thereunder, HSBC AMC, its employees and/or empaneled distributors/agents are forbidden from guaranteeing/promising/assuring/predicting any returns or future performances of the schemes of HSBC Mutual Fund. Hence please do not rely upon any such statements/commitments. If you come across any such practices, please register a complaint via email at investor.line@mutualfunds.hsbc.co.in.

Disclaimer: This document has been prepared by HSBC Mutual Fund for information purposes only and should not be construed as i) an offer or recommendation to buy or sell securities, commodities, currencies or other investments referred to herein; or ii) an offer to sell or a solicitation or an offer for purchase of any of the funds of HSBC Mutual Fund; or iii) an investment research or investment advice. It does not have regard to specific investment objectives, financial situation and the particular needs of any specific person who may receive this document. Investors should seek personal and independent advice regarding the appropriateness of investing in any of the funds, securities, other investment or investment strategies that may have been discussed or referred herein and should understand that the views regarding future prospects may or may not be realized. In no event shall HSBC Mutual Fund/HSBC Asset management (India) Private Limited and / or its affiliates or any of their directors, trustees, officers and employees be liable for any direct, indirect, special, incidental or consequential damages arising out of the use of information / opinion herein.

This document is intended only for those who access it from within India and approved for distribution in Indian jurisdiction only. Distribution of this document to anyone (including investors, prospective investors or distributors) who are located outside India or foreign nationals residing in India, is strictly prohibited. Neither this document nor the units of HSBC Mutual Fund have been registered under Securities law/Regulations in any foreign jurisdiction. The distribution of this document in certain jurisdictions may be unlawful or restricted or totally prohibited and accordingly, persons who come into possession of this document are required to inform themselves about, and to observe, any such restrictions. If any person chooses to access this document from a jurisdiction other than India, then such person do so at his/her own risk and HSBC and its group companies will not be liable for any breach of local law or regulation that such person commits as a result of doing so.

© Copyright. HSBC Mutual Fund 2026, ALL RIGHTS RESERVED.
HSBC Mutual Fund, 9-11th Floor, NESCO - IT Park Bldg. 3, Nesco Complex, Western Express Highway, Goregaon East, Mumbai 400063. Maharashtra.
GST - 27AABCH0007N1ZS, Email: investor.line@mutualfunds.hsbc.co.in | Website: www.assetmanagement.hsbc.co/in

Mutual Fund investments are subject to market risks, read all scheme related documents carefully.