

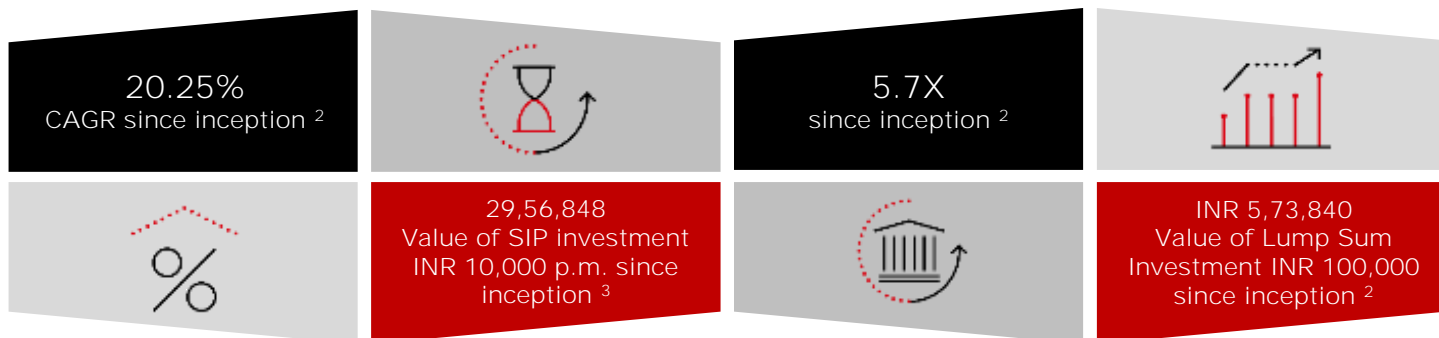
Product Note

HSBC Small Cap Fund (HSCF)

Small Cap Fund - An open ended equity scheme predominantly investing in small cap stocks

November 2023

Fund Category	Fund Manager	Benchmark ¹	Inception Date	AUM ^{&}
Small Cap Fund	Venugopal Manghat, Cheenu Gupta [@] and Sonal Gupta [#]	NIFTY Small Cap 250 TRI	12 May 2014	Rs. 11551.58 Cr



Portfolio	% to net assets
KPR Mill Limited	3.47%
Apar Industries Limited	3.20%
Sonata Software Limited	2.45%
KPIT Technologies Limited	2.31%
Cera Sanitaryware Limited	2.23%
Birlasoft Limited	2.18%
Ratnamani Metals & Tubes Limited	2.08%
KEI Industries Limited	2.05%
Brigade Enterprises Limited	2.02%
EIH Limited	1.95%

Risk Ratios ⁴	
Standard Deviation	16.01%
Beta	0.79

Sector - Allocation	% to net assets
Industrial Products	22.52%
IT - Software	8.05%
Consumer Durables	6.92%
Textiles & Apparels	6.69%
Auto Components	5.75%
Realty	5.54%
Electrical Equipment	4.60%
Construction	4.50%
Banks	4.13%
Finance	3.56%

Risk Ratios ⁴	
Sharpe Ratio ⁵	1.79
R2	0.92

Entry Load*: Not Applicable, Exit Load: If the units redeemed or switched out are upto 10% of the units purchased or switched in ("the limit") within 1 year from the date of allotment – Nil, If units redeemed or switched out are over and above the limit within 1 year from the date of allotment – 1%, If units are redeemed or switched out on or after 1 year from the date of allotment – Nil. A switch-out or a withdrawal under SWP may also attract an Exit Load like any Redemption. No Exit load will be chargeable in case of switches made between different options of the Scheme.No Exit load will be chargeable in case of Units allotted on account of IDCW reinvestments, if any. Exit load is not applicable for Segregated Portfolio. * In terms of 10.4.1.a. of SEBI Master Circular on Mutual Funds dated May 19, 2023, no entry load will be charged to the investor.

Month End Total Expenses Ratios (Annualized)⁶ – Regular⁷: 1.73%, Direct: 0.71%

¹ As per clause 1.9 of the SEBI Master Circular dated May 19, 2023, on 'Guiding Principles for bringing uniformity in Benchmarks of Mutual Fund Schemes' has introduced two-tiered structure for benchmarking of certain categories of schemes. Accordingly, the benchmark has been classified as Tier 1 benchmark effective from 01 December 2021.

² As on 31 October 2023 of Growth option regular plan. During the same period, scheme benchmark (NIFTY Small Cap 250 TRI) has moved by 4.5X to Rs 4,52,350 from Rs 100,000 and delivered return of 17.26% Please refer page no. 3 for detailed performance of HSBC Small Cap Fund.

³ During the same period, value of scheme benchmark (NIFTY Small Cap 250 TRI) has moved to 25,62,989

⁴ Quantitative Data disclosed are as per monthly returns (Annualized) for the last 3 years..

⁵ Risk free rate: 6.84% (FIMMDA-NSE Mibor)

⁶ TER Annualized TER including GST on Investment Management Fees. ⁷ Continuing plans.

[@] Managing since October 01, 2023. Please refer notice cum addendum dated September 29, 2023.

[#] Sonal Gupta is dedicated fund manager for investments in foreign securities by all the schemes of HSBC Mutual Fund.

[&]For disclosure of quarterly AUM/AAUM and AUM by geography, please visit our website: <https://www.assetmanagement.hsbc.co.in/en/mutual-funds/investor-resources/information-library/#&accordion1446811090=4>.

Note: The sector(s)/stock(s)/issuer(s) mentioned in this document do not constitute any research report nor it should be considered as an investment research, investment recommendation or advice to any reader of this content to buy or sell any stocks / investments. The Fund/portfolio may or may not have any existing / future position in these sector(s)/stock(s)/issuer(s).

Source – HSBC Mutual Fund, Data as of 31 October 2023. Past performance may or may not be sustained in the future and is not indicative of future results.

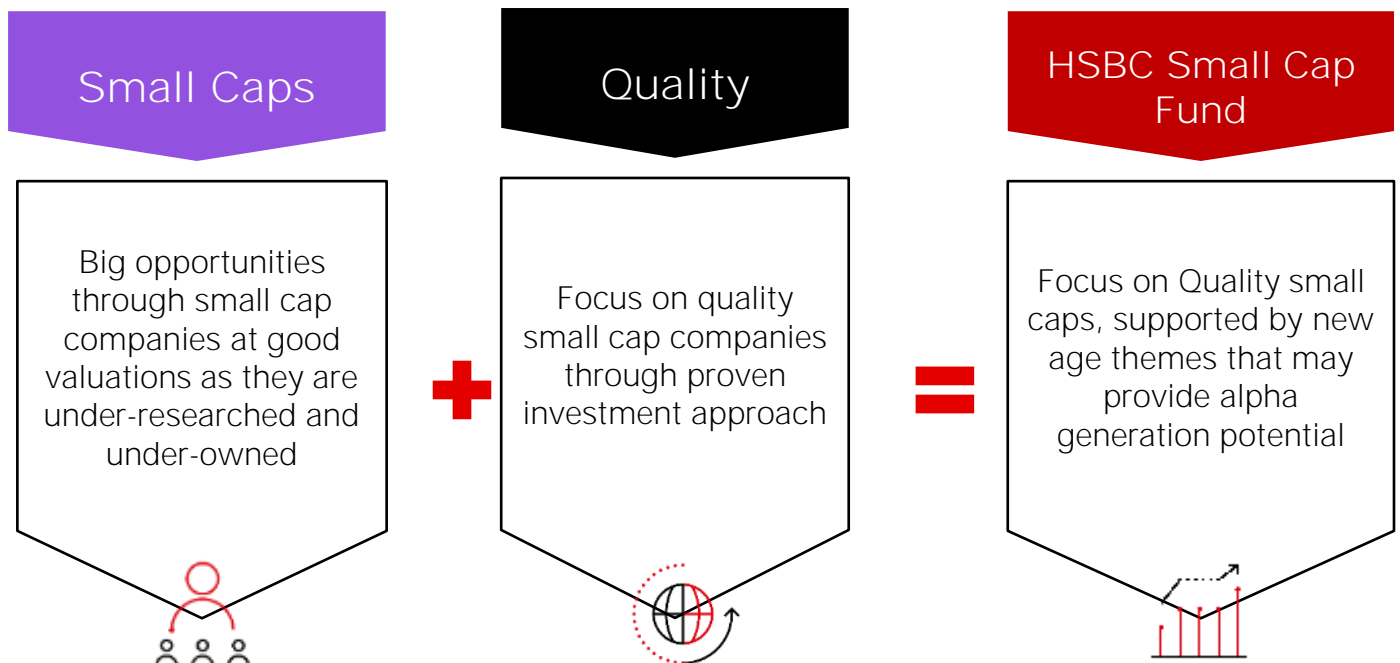
Historically, small cap companies have outperformed other segments of the market cap in the long term, paving the way for tremendous growth potential for investors. It is a well known fact that while large cap companies are extensively researched, small cap stocks are under researched and under owned. Small cap stocks often present an relatively attractive opportunity in terms of performance from a medium term perspective.

Why HSBC Small Cap Fund?

- Small cap stocks aim to have a potential for growth in the long run.
- HSBC Small Cap Fund invests in smaller size businesses in their early stage of development
- These businesses may have growth potential in revenue and profits as compared to broader market.
- The fund seek an exposure in small cap segment stocks for higher alpha generating opportunities
- Follows bottom-up stock selection using our proprietary investment approach
- At least 65% exposure to stocks beyond the top 250, in terms of market capitalization
- Aims to invest in undervalued, under-owned, and under researched segments that may deliver growth
- Valuation is the most important key – focus on investing in stocks with an adequate margin of safety

Investment Objective

To generate long term capital growth from an actively managed portfolio of equity and equity related securities of predominantly small cap companies. However, it could move a portion of its assets towards fixed income securities if the fund manager becomes negative on the Indian equity markets. However, there can be no assurance or guarantee that the investment objective of the scheme would be achieved.



HSBC Small Cap Fund (HSCF) | Product Note
[November 2023]

Fund Manager - Venugopal Manghat Effective 17 Dec 2019. Total Schemes Managed - 7
Fund Manager - Cheenu Gupta Effective 01 Oct 2023. Total Schemes Managed - 9
Fund Manager - Sonal Gupta Effective 05 Jul 2021. Total Schemes Managed - 15

Lump Sum Investment Performance									Inception Date
Fund / Benchmark (Value of Rs 10,000 Invested)	1 Year		3 Years		5 Years		Since Inception		
	Amount in Rs	PTP Returns %	Amount in Rs	PTP Returns %	Amount in Rs	PTP Returns %	Amount in Rs	PTP Returns %	12-May-14
HSBC Small Cap Fund-Regular	12896	28.96	27585	40.20	25318	20.40	57384	20.25	
Scheme Benchmark (NIFTY Small Cap 250 TRI)	12914	29.14	24800	35.32	24927	20.03	45235	17.26	
Additional Benchmark (Nifty 50 TRI)	10701	7.01	16976	19.27	19487	14.27	30639	12.54	

PTP returns – Point to Point returns. | Past performance may or may not be sustained in the future and is not indicative of future results. The performance details provided herein are of Regular Plan - Growth Option. Returns on ₹10,000 are point-to-point returns for the specific time period, invested at the start of the period. The returns for the respective periods are provided as on last available NAV of October 2023 for the respective schemes. Returns for 1 year and above are Compounded Annualized. Returns for less than 1 year is Simple Annualized. Load is not taken into consideration for computation of performance. Different plans shall have a different expense structure. The expenses of the Direct Plan under the Scheme will be lower to the extent of the distribution expenses / commission charged to the Regular Plan. As per clause 5.9.1 of the SEBI Master Circular dated May 19, 2023, the scheme returns vis-a-vis the benchmark return (Total Return Index) shall be disclosed are provided from the date of allotment of units.

Post merger performance of the surviving scheme, arising out of merger of schemes with similar features, is computed as per the provisions of clause 13.4 of the SEBI Master Circular dated May 19, 2023, on Disclosure of Performance of Schemes post-merger using the weighted average performance of both transferor and transferee schemes. In other cases, performance is computed using the Applicable NAV of the surviving/continuing schemes.

SIP Performance - HSBC Small Cap Fund - Regular					Inception Date: 12-May-14
Scheme Name & Benchmarks	1 Year	3 Years	5 Years	Since Inception	
Total amount invested (₹)	120000	360000	600000	1130000	
Market Value as on October 31, 2023 (₹)	142,366	539,808	1,217,204	2,956,848	
Scheme Returns (%)	36.32	28.18	28.74	19.52	
NIFTY Small Cap 250 TRI - Scheme Benchmark (₹)	144,814	511,794	1,156,874	2,562,989	
NIFTY Small Cap 250 TRI - Scheme Benchmark Returns (%)	40.49	24.25	26.61	16.67	
Nifty 50 TRI - Additional Benchmark (₹)	124,694	420,992	859,553	2,113,518	
Nifty 50 TRI - Additional Benchmark Returns (%)	7.34	10.44	14.36	12.82	

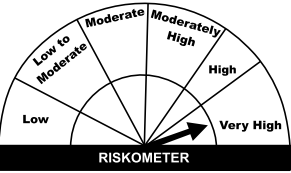
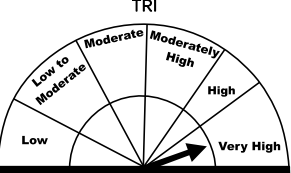
Past performance may or may not be sustained in the future and is not indicative of future results. For SIP returns, monthly investment of Rs. 10,000/- invested on the 1st day of every month has been considered. SIP Return are calculated on XIRR basis. IDCW are assumed to be reinvested and bonus is adjusted. Load is not taken into consideration.

Sonal Gupta is dedicated fund manager for investments in foreign securities by all the schemes of HSBC Mutual Fund.

Source: HSBC Mutual Fund, data as on 31 October 2023

[Click here](#) to check other funds performance managed by the Fund Manager

Product Label

Scheme name and Type of scheme	Scheme Risk-o-meter	Benchmark Risk-o-meter
<p>HSBC Small Cap Fund</p> <p>Small Cap Fund – An open ended equity scheme predominantly investing in small cap stocks</p> <p>This product is suitable for investors who are seeking*:</p> <ul style="list-style-type: none"> • Long term capital appreciation • Investment predominantly in equity and equity-related securities, including equity derivatives in Indian markets with key theme focus being emerging companies (small cap stocks); and foreign securities 	 <p>RISKOMETER</p> <p>Investors understand that their principal will be at Very High risk</p>	<p>Benchmark : NIFTY Small Cap 250 TRI</p>  <p>RISKOMETER</p>

* Investors should consult their financial advisers if in doubt about whether the product is suitable for them.

Note on Risk-o-meters: Riskometer is as on 31 October 2023, Any change in risk-o-meter shall be communicated by way of Notice cum Addendum and by way of an e-mail or SMS to unitholders of that particular scheme

Past performance may or may not be sustained in the future and is not indicative of future results. Source: HSBC Mutual Fund, data as on 31 October 2023

Disclaimer: This document has been prepared by HSBC Asset Management (India) Private Limited (HSBC) for information purposes only and should not be construed as i) an offer or recommendation to buy or sell securities, commodities, currencies or other investments referred to herein; or ii) an offer to sell or a solicitation or an offer for purchase of any of the funds of HSBC Mutual Fund; or iii) an investment research or investment advice. It does not have regard to specific investment objectives, financial situation and the particular needs of any specific person who may receive this document. Investors should seek personal and independent advice regarding the appropriateness of investing in any of the funds, securities, other investment or investment strategies that may have been discussed or referred herein and should understand that the views regarding future prospects may or may not be realized. In no event shall HSBC Mutual Fund/HSBC Asset management (India) Private Limited and / or its affiliates or any of their directors, trustees, officers and employees be liable for any direct, indirect, special, incidental or consequential damages arising out of the use of information / opinion herein.

This document is intended only for those who access it from within India and approved for distribution in Indian jurisdiction only. Distribution of this document to anyone (including investors, prospective investors or distributors) who are located outside India or foreign nationals residing in India, is strictly prohibited. Neither this document nor the units of HSBC Mutual Fund have been registered under Securities law/Regulations in any foreign jurisdiction. The distribution of this document in certain jurisdictions may be unlawful or restricted or totally prohibited and accordingly, persons who come into possession of this document are required to inform themselves about, and to observe, any such restrictions. If any person chooses to access this document from a jurisdiction other than India, then such person do so at his/her own risk and HSBC and its group companies will not be liable for any breach of local law or regulation that such person commits as a result of doing so.

© Copyright. HSBC Asset Management (India) Private Limited 2023, ALL RIGHTS RESERVED.

HSBC Mutual Fund, 9-11th Floor, NESCO - IT Park Bldg. 3, Nesco Complex, Western Express Highway, Goregaon East, Mumbai 400063. Maharashtra. GST - 27AABCH0007N1ZS, Email: investor.line@mutualfunds.hsbc.co.in | Website: www.assetmanagement.hsbc.co/in

Mutual Fund investments are subject to market risks, read all scheme related documents carefully.