

Product Note

HSBC Liquid Fund (HLIF)

(An open-ended Liquid Scheme. Relatively Low interest rate risk and moderate credit risk.)

April 2025

Fund Category	Fund Manager	Benchmark ^{1, 2}	Inception Date	AUM ^{3&}
Liquid Fund	Maresh Chhabria and Abhishek Iyer	NIFTY Liquid Index A-I	04 Dec 2002	Rs. 14,210.69 Cr

Minimum Investment			Exit Load ⁴	
Lumpsum ₹ 5,000	SIP ₹ 500	Additional Purchase ₹ 1,000	Investor exit upon subscription	Exit Load as a % of redemption proceeds
			Day 1	0.0070%
			Day 2	0.0065%
			Day 3	0.0060%
			Day 4	0.0055%
			Day 5	0.0050%
			Day 6	0.0045%
			Day 7 Onwards	0.0000%

Quantitative Data	
Average Maturity	64.18 Days
Modified Duration	60.22 Days
Macaulay Duration	64.18 Days
Yield to Maturity	7.08%

Why HSBC Liquid Fund?

- To offer optimal liquidity and risk adjusted performance to suit the investor's requirements in various situations, our fund managers follow stringent liquidity, credit risk and interest rate risk norms
- The portfolio comprises of high credit quality papers evaluated through a rigorous credit evaluation process and generally aims to restrict investments to the highest possible short-term rating.

Fund Approach

- Investment predominantly in highly liquid money market instruments, government securities and corporate debt with residual maturity of up to 91 days
- Aims to focus on maintaining a high credit quality and highly liquid portfolio - investing only in issuers which are covered by internal credit research team
- Measured exposure to high quality Commercial Papers
- The focus continues to be on the accrual returns in the portfolio.

Exit Load⁴: NIL, No entry load will be charged to the investor.

Month End Total Expenses Ratios (Annualized)⁵ – Regular⁶: 0.22%, Direct: 0.12%.

¹ As per clause 1.9 of the SEBI Master Circular dated June 27, 2024, on 'Guiding Principles for bringing uniformity in Benchmarks of Mutual Fund Schemes' has introduced two-tiered structure for benchmarking of certain categories of schemes. Accordingly, the benchmark has been classified as Tier 1 benchmark effective from 01 December 2021. ² Fund's benchmark has changed with effect from May 01, 2024.

³ AUM is as on 31 March 2025. ⁴ Exit load shall be applicable for investors who exit (by way of redemption / switch-out / transfer) within 7 calendar days from the date of investment.

⁵ TER Annualized TER including GST on Investment Management Fees, ⁶ Continuing plans

⁸ For disclosure of quarterly AUM/AAUM and AUM by geography, please visit our website: <https://www.assetmanagement.hsbc.co.in/en/mutual-funds/investor-resources/information-library#&accordion1446811090=4>

Note: The sector(s)/stock(s)/issuer(s) mentioned in this document do not constitute any research report nor it should be considered as an investment research, investment recommendation or advice to any reader of this content to buy or sell any stocks / investments. The Fund/portfolio may or may not have any existing / future position in these sector(s)/stock(s)/issuer(s).

Source – HSBC Mutual Fund, Data as of 31 March 2025. **Past performance may or may not be sustained in the future and is not indicative of future results.**

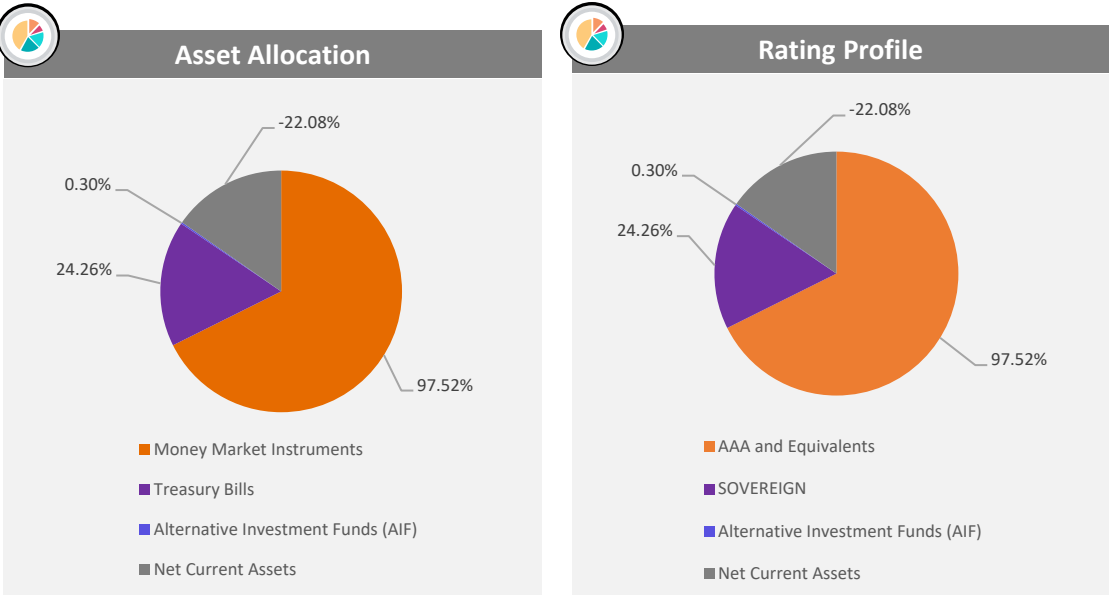
Portfolio

Issuer	Rating	% to Net Assets
Money Market Instruments		
Certificate of Deposit		36.07%
Bank of Baroda	IND A1+	7.67%
Canara Bank	CRISIL A1+	4.70%
HDFC Bank Limited	CARE A1+ / CRISIL A1+	4.70%
Axis Bank Limited	CRISIL A1+	3.50%
Bank of India	CRISIL A1+	3.49%
Punjab National Bank Limited	IND A1+ / CARE A1+	5.22%
IndusInd Bank Limited	CRISIL A1+	2.78%
Union Bank of India	IND A1+ / ICRA A1+	3.48%
Kotak Mahindra Bank Limited	CRISIL A1+	0.52%
Commercial Paper		61.45%
Reliance Retail Ventures Limited	CARE A1+	6.97%
Kotak Securities Limited	CRISIL A1+	5.56%
National Bank for Agriculture & Rural Development	ICRA A1+	5.56%
ICICI Securities Limited	CRISIL A1+	4.72%
Bajaj Finance Limited	CRISIL A1+	3.84%
Sikka Ports & Terminals Limited (Mukesh Ambani Group)	CRISIL A1+	3.84%
PNB Housing Finance Limited	CRISIL A1+	3.48%
Tata Power Renewable Energy Limited	ICRA A1+	3.48%
Small Industries Development Bank of India	CARE A1+	3.13%
Network 18 Media & Investments Limited	IND A1+	2.43%
Birla Group Holdings Private Limited	ICRA A1+	2.43%
Bajaj Financial Securities Limited	IND A1+	2.25%
ICICI Home Finance Company Limited	ICRA A1+ / CARE A1+	3.50%
Tata Motors Finance Limited	ICRA A1+ / CARE A1+	3.49%
Aditya Birla Finance Limited	IND A1+	2.09%
Godrej Industries Limited	ICRA A1+	2.08%
HDFC Securities Limited	ICRA A1+	2.08%
Pilani Investment and Industries Corporation Ltd	CARE A1+	0.52%
Treasury Bills		24.26%
91 DTB 08May2025	SOVEREIGN	5.35%
91 DTB 15May2025	SOVEREIGN	3.49%
91 DTB 05Jun2025	SOVEREIGN	3.48%
91 DTB 12Jun2025	SOVEREIGN	3.47%
91 DAYS T-BILL 01MAY25	SOVEREIGN	2.80%
182 DTB 19Jun2025	SOVEREIGN	2.60%
91 DAYS T-BILL - 30MAY2025	SOVEREIGN	1.04%
91 DAYS T-BILL 17APR25	SOVEREIGN	0.95%
182 DAYS T-BILL 08MAY25	SOVEREIGN	0.56%
182 DTB 15May2025	SOVEREIGN	0.35%
182 DAYS T-BILL 29MAY25	SOVEREIGN	0.17%
Alternative Investment Funds (AIF)		0.30%
CDMDF CLASS A2	AIF	0.30%
Cash Equivalent		-22.08%
Net Current Assets		-22.08%
Total Net Assets as on 31-March-2025		100.00%

*TREPS : Tri-Party Repo

Investment Objective

To provide reasonable returns, commensurate with low risk while providing a high level of liquidity, through a portfolio of money market and debt securities. However, there can be no assurance that the Scheme objective can be realised.



Fund Manager - Mahesh Chhabria Effective 01 Feb 2025. Total Schemes Managed - 16
Fund Manager - Abhishek Iyer Effective 01 April 2025. Total Schemes Managed - 04

Lump Sum Investment Performance															Inception Date
Fund / Benchmark (Value of Rs 10,000 invested)	7 Days		15 Days		30 Days		1 Year		3 Years		5 Years		Since Inception		
	Amount in ₹	Returns %	Amount in ₹	Returns %	Amount in ₹	Returns %	Amount in ₹	Returns %	Amount in ₹	Returns %	Amount in ₹	Returns %	Amount in ₹	Returns %	
HSBC Liquid Fund - Regular Plan ^{7~}	10018	11.87	10036	9.72	10061	8.02	10731	7.31	12152	6.71	13002	5.39	25789	7.07	04-Dec-02
Scheme Benchmark (NIFTY Liquid Index A-I)	10013	7.92	10029	7.92	10055	7.21	10729	7.29	12177	6.79	13047	5.46	25938	7.11	
Additional Benchmark (CRISIL 1 Year T Bill Index)	10012	7.69	10033	8.86	10054	7.07	10749	7.49	12041	6.39	13077	5.51	24453	6.66	

Past performance may or may not be sustained in the future and is not indicative of future results. The performance details provided herein are of Regular Plan - Growth Option. Returns on ₹10,000 are point-to-point returns for the specific time period, invested at the start of the period. The returns for the respective periods are provided as on last available NAV of March 2025 for the respective schemes. Returns for 1 year and above are Compounded Annualized. Returns for less than 1 year is Simple Annualized. Load is not taken into consideration for computation of performance. Different plans shall have a different expense structure. The expenses of the Direct Plan under the Scheme will be lower to the extent of the distribution expenses / commission charged to the Regular Plan.

As per clause 5.9.1 of the SEBI Master Circular dated June 27, 2024, the scheme returns vis-à-vis the benchmark return (Total Return Index) shall be disclosed are provided from the date of allotment of units.

Post merger performance of the surviving scheme, arising out of merger of schemes with similar features, is computed as per the provisions of clause 13.4 of the SEBI Master Circular dated June 27, 2024, on Disclosure of Performance of Schemes post-merger using the weighted average performance of both transferor and transferee schemes. In other cases, performance is computed using the Applicable NAV of the surviving/continuing schemes. ~ Face value Rs 1000

Returns for Debt schemes has been calculated as on last business day NAV provided as on 31 March 2025.



⁷**HSBC Liquid Fund:** Since there was no continuous NAV history available for the surviving Plan of HSBC Liquid Fund prior to May 19, 2011, returns since the said date have been considered for calculating Since Inception performance. The inception date of HSBC Liquid Fund however is December 04, 2002.

Source: HSBC Mutual Fund, data as on 31 March 2025

[Click here](#) to check other funds performance managed by the Fund Manager

Note : Please refer to Scheme Information Document for more details on Asset Allocation of the scheme.

Product Label

Scheme name and Type of scheme	*Scheme Risk-o-meter	Benchmark Risk-o-meter (as applicable)
HSBC Liquid Fund (An open ended Liquid Scheme. Relatively Low interest rate risk and moderate credit risk.) This product is suitable for investors who are seeking*: <ul style="list-style-type: none"> Overnight liquidity over short term Investment in Money Market Instruments 	 <p>The risk of the scheme is Low to Moderate Risk</p>	As per AMFI Tier 1 Benchmark Index: NIFTY Liquid Index A-I  <p>The risk of the benchmark is Low to Moderate Risk</p>

* Investors should consult their financial advisers if in doubt about whether the product is suitable for them.

Note on Risk-o-meters: Riskometer is as on 31 March 2025, Any change in risk-o-meter shall be communicated by way of Notice cum Addendum and by way of an e-mail or SMS to unitholders of that particular scheme

Potential Risk Class (HSBC Liquid Fund)			
Credit Risk →	Relatively Low (Class A)	Moderate (Class B)	Relatively High (Class C)
Interest Rate Risk ↓			
Relatively Low (Class I)		B-I	
Moderate (Class II)			
Relatively High (Class III)			
A Scheme with Relatively Low interest rate risk and Moderate credit risk.			

Potential Risk Class ("PRC") matrix indicates the maximum interest rate risk (measured by Macaulay Duration of the scheme) and maximum credit risk (measured by Credit Risk Value of the scheme) the fund manager can take in the scheme. PRC matrix classification is done in accordance with and subject to the methodology/guidelines prescribed by SEBI to help investors take informed decision based on the maximum interest rate risk and maximum credit risk the fund manager can take in the scheme, as depicted in the PRC matrix.

Past performance may or may not be sustained in the future and is not indicative of future results. Source: HSBC Mutual Fund, data as on 31 March 2025

Investors are requested to note that as per SEBI (Mutual Funds) Regulations, 1996 and guidelines issued thereunder, HSBC AMC, its employees and/or empaneled distributors/agents are forbidden from guaranteeing/promising/assuring/predicting any returns or future performances of the schemes of HSBC Mutual Fund. Hence please do not rely upon any such statements/commitments. If you come across any such practices, please register a complaint via email at investor.line@mutualfunds.hsbc.co.in.

Disclaimer: This document has been prepared by HSBC Mutual Fund for information purposes only and should not be construed as i) an offer or recommendation to buy or sell securities, commodities, currencies or other investments referred to herein; or ii) an offer to sell or a solicitation or an offer for purchase of any of the funds of HSBC Mutual Fund; or iii) an investment research or investment advice. It does not have regard to specific investment objectives, financial situation and the particular needs of any specific person who may receive this document. Investors should seek personal and independent advice regarding the appropriateness of investing in any of the funds, securities, other investment or investment strategies that may have been discussed or referred herein and should understand that the views regarding future prospects may or may not be realized. In no event shall HSBC Mutual Fund/HSBC Asset management (India) Private Limited and / or its affiliates or any of their directors, trustees, officers and employees be liable for any direct, indirect, special, incidental or consequential damages arising out of the use of information / opinion herein.

This document is intended only for those who access it from within India and approved for distribution in Indian jurisdiction only. Distribution of this document to anyone (including investors, prospective investors or distributors) who are located outside India or foreign nationals residing in India, is strictly prohibited. Neither this document nor the units of HSBC Mutual Fund have been registered under Securities law/Regulations in any foreign jurisdiction. The distribution of this document in certain jurisdictions may be unlawful or restricted or totally prohibited and accordingly, persons who come into possession of this document are required to inform themselves about, and to observe, any such restrictions. If any person chooses to access this document from a jurisdiction other than India, then such person do so at his/her own risk and HSBC and its group companies will not be liable for any breach of local law or regulation that such person commits as a result of doing so.

© Copyright. HSBC Mutual Fund 2025, ALL RIGHTS RESERVED.
 HSBC Mutual Fund, 9-11th Floor, NESCO - IT Park Bldg. 3, Nesco Complex, Western Express Highway, Goregaon East, Mumbai 400063. Maharashtra.
 GST - 27AABCH0007N1ZS, Email: investor.line@mutualfunds.hsbc.co.in | Website: www.assetmanagement.hsbc.co/in

Mutual Fund investments are subject to market risks, read all scheme related documents carefully.