

Product Note

HSBC Money Market Fund (HMMF) (Erstwhile L&T Money Market Fund)

Money Market Fund - An open ended debt scheme investing in money market instruments. Relatively Low interest rate risk and Moderate credit risk.

January 2023

| Fund Category | Fund Manager | Benchmark ^{1, 2} | Inception Date | AUM |
|---------------|--|------------------------------|----------------|---------------|
| Money Market | Kapil Lal Punjabi Lal and Shriram Ramanathan | Nifty Money Market Index B-I | 10 Aug 2005 | Rs. 680.05 Cr |

| Quantitative Data | |
|-------------------|-------------|
| Average Maturity | 151.49 Days |
| Modified Duration | 151.49 Days |
| Macaulay Duration | 151.49 Days |
| Yield to Maturity | 7.05% |

| Minimum Investment | | |
|------------------------|--------------|--------------------------------|
| Lumpsum ₹ 5,000 | SIP ₹ 500 | Additional Purchase ₹ 1,000 |
| Exit Load / Entry Load | | |
| NIL | | |

Fund Strategy

- Aims to selectively invest in higher yielding-good quality credits, while also maintaining adequate portfolio liquidity.
- Current investment mix of T-Bills, CDs and CPs
- To create a corpus through generating inflation-adjusted returns

Why HSBC Money Market Fund?

- The scheme looks to position into maturity buckets to extract maximum value along the money market yield curve
- Low interest rate risk, given that maturity of instruments are below 1 year

¹ SEBI vide its circular no. SEBI/HO/IMD/IMD-II DF3/P/CIR/2021/652 dated October 27, 2021, on 'Guiding Principles for bringing uniformity in Benchmarks of Mutual Fund Schemes' has introduced two-tiered structure for benchmarking of certain categories of schemes. Accordingly, the benchmark has been classified as Tier 1 benchmark. Furthermore, the same is effective from 01 December 2021 ² Fund's benchmark has changed with effect from April 01, 2022.
Data as on 31 Dec 2022

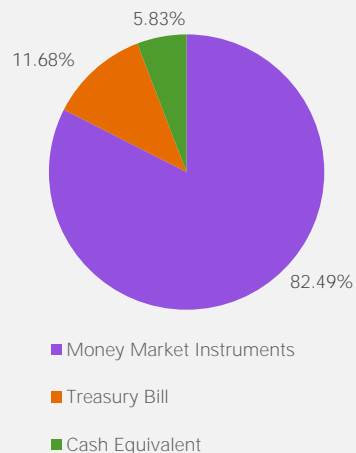
The fund had changes to its fundamental attributes as per the notice published on 15 Oct '22. For more details visit our website page - <https://www.assetmanagement.hsbc.co.in/en/mutual-funds/acquisition-of-lt-mutual-fund>.

Portfolio

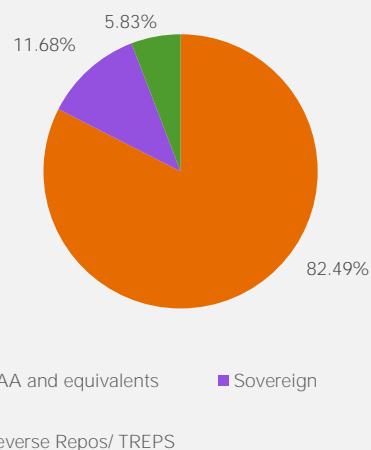
| Issuer | Rating | % to Net Assets |
|---|------------|-----------------|
| Money Market Instruments | | |
| Certificate of Deposit | | 49.72% |
| Kotak Mahindra Bank Limited | CRISIL A1+ | 7.74% |
| Export Import Bank of India | CRISIL A1+ | 7.14% |
| HDFC Bank Limited | CARE A1+ | 7.03% |
| Canara Bank | CRISIL A1+ | 7.03% |
| Small Industries Development Bank of India | CARE A1+ | 7.01% |
| Axis Bank Limited | CRISIL A1+ | 6.89% |
| Bank of Baroda | IND A1+ | 6.88% |
| Commercial Paper | | 32.77% |
| ICICI Securities Limited | CRISIL A1+ | 7.30% |
| HDFC Securities Limited | CRISIL A1+ | 7.26% |
| Kotak Securities Limited | CRISIL A1+ | 7.25% |
| Reliance Jio Infocomm Limited | CRISIL A1+ | 3.66% |
| Reliance Retail Ventures Limited | CRISIL A1+ | 3.66% |
| Housing Development Finance Corporation Limited | CRISIL A1+ | 3.64% |
| Treasury Bill | | 11.68% |
| 364 DAY TBILL 15JUN23 | SOVEREIGN | 4.08% |
| 364 DAYS T-BILL 26JAN23 | SOVEREIGN | 3.66% |
| 182 DAYS T-BILL 23MAR23 | SOVEREIGN | 3.63% |
| 364 DAYS T-BILL 23FEB23 | SOVEREIGN | 0.31% |
| Cash Equivalent | | 5.83% |
| TREPS* | | 5.83% |
| Net Current Assets | | 0.00% |
| Total Net Assets as on 31-DECEMBER-2022 | | 100.00% |



*TREPS : Tri-Party Repo

Asset Allocation



Rating Portfolio



| HSBC Money Market Fund (Erstwhile L&T Money Market Fund) | | |
|---|--|---|
|  <p>Investors understand that their principal will be at Low to Moderate risk</p> | <p>An open ended debt scheme investing in money market instruments. Relatively Low interest rate risk and Moderate credit risk.</p> <p>This product is suitable for investors who are seeking*:</p> <ul style="list-style-type: none"> • Generation of regular income over short to medium term • Investment in money market instruments | <p>Benchmark Index: Nifty Money Market Index B-I</p>  |
| | <p>* Investors should consult their financial advisers if in doubt about whether the product is suitable for them. ^ The Macaulay duration is the weighted average term to maturity of the cash flows from a bond. The weight of each cash flow is determined by dividing the present value of the cash flow by the price. Note on Risk-o-meters: Riskometer is as on 31 Dec 2022. Any change in risk-o-meter shall be communicated by way of Notice cum Addendum and by way of an e-mail or SMS to unitholders of that particular scheme</p> | |

| Potential Risk Class (HSBC Money Market Fund) | | | |
|---|--------------------------|--------------------|---------------------------|
| Credit Risk → | Relatively Low (Class A) | Moderate (Class B) | Relatively High (Class C) |
| Interest Rate Risk ↓ | | | |
| Relatively Low (Class I) | | B-I | |
| Moderate (Class II) | | | |
| Relatively High (Class III) | | | |
| A Scheme with Relatively Low interest rate risk and Moderate credit risk. | | | |

Note - Sonal Gupta shall be dedicated fund manager for investments in foreign securities by all the schemes of HSBC Mutual Fund.

Past performance may or may not be sustained in the future. Source: HSBC Asset Management India, data as at 31 Dec 2022

Disclaimer: This document has been prepared by HSBC Asset Management (India) Private Limited (HSBC) for information purposes only and should not be construed as i) an offer or recommendation to buy or sell securities, commodities, currencies or other investments referred to herein; or ii) an offer to sell or a solicitation or an offer for purchase of any of the funds of HSBC Mutual Fund; or iii) an investment research or investment advice. It does not have regard to specific investment objectives, financial situation and the particular needs of any specific person who may receive this document. Investors should seek personal and independent advice regarding the appropriateness of investing in any of the funds, securities, other investment or investment strategies that may have been discussed or referred herein and should understand that the views regarding future prospects may or may not be realized. In no event shall HSBC Mutual Fund/HSBC Asset management (India) Private Limited and / or its affiliates or any of their directors, trustees, officers and employees be liable for any direct, indirect, special, incidental or consequential damages arising out of the use of information / opinion herein.

This document is intended only for those who access it from within India and approved for distribution in Indian jurisdiction only. Distribution of this document to anyone (including investors, prospective investors or distributors) who are located outside India or foreign nationals residing in India, is strictly prohibited. Neither this document nor the units of HSBC Mutual Fund have been registered under Securities law/Regulations in any foreign jurisdiction. The distribution of this document in certain jurisdictions may be unlawful or restricted or totally prohibited and accordingly, persons who come into possession of this document are required to inform themselves about, and to observe, any such restrictions. If any person chooses to access this document from a jurisdiction other than India, then such person do so at his/her own risk and HSBC and its group companies will not be liable for any breach of local law or regulation that such person commits as a result of doing so.

© Copyright. HSBC Asset Management (India) Private Limited 2023, ALL RIGHTS RESERVED.
HSBC Mutual Fund, 9-11th Floor, NESCO - IT Park Bldg. 3, Nesco Complex, Western Express Highway, Goregaon East, Mumbai 400063. Maharashtra.
GST - 27AABCH0007N1ZS, Email: investor.line@mutualfunds.hsbc.co.in | Website: www.assetmanagement.hsbc.co/in

Mutual fund investments are subject to market risks, read all scheme related documents carefully.