

HSBC CRISIL IBX 50:50 Gilt Plus SDL Apr 2028 Index Fund

(An open ended Target Maturity Index Fund tracking CRISIL IBX 50:50 Gilt Plus SDL Index – April 2028. A Relatively high interest rate risk and relatively low credit risk.)

June 2026

Fund Category	Fund Manager	Benchmark ¹	Inception Date	AUM ^{2&}
Index Fund	Mahesh Chhabria and Mohd. Asif Rizwi	CRISIL IBX 50:50 Gilt Plus SDL Index - Apr 2028	31 Mar 2022	Rs. 1,934.77 Cr

Quantitative Data		Minimum Investment		
Average Maturity	1.71 Years	Lumpsum	SIP	Additional Purchase
Modified Duration	1.56 Years	₹ 5,000	₹ 500	₹ 1,000
Macaulay Duration	1.61 Years			
Yield to Maturity	6.79%			

HSBC CRISIL IBX 50:50 Gilt Plus SDL Apr 2028 Index Fund (HGSF)

To provide returns corresponding to the total returns of the securities as represented by the CRISIL IBX 50:50 Gilt Plus SDL Index - April 2028 before expenses, subject to tracking errors. However, there is no assurance that the investment objective of the Scheme will be achieved.

Why invest now in HGSF - HSBC CRISIL IBX 50:50 Gilt Plus SDL Apr 2028 Index Fund (HGSF)

- HGSF invests in the constituents of CRISIL IBX 50:50 Gilt Plus SDL Index – April 2028
- The fund aims to track the index performance and aims to offer liquidity
- Invests in 50:50 proportion of quality G-Sec and SDL papers
- Offers relatively low credit risk by investments in G-Sec and SDL
- Regular liquidity with open ended nature of the fund and no exit load

Fund Approach

- The mandate of the target maturity fund is to invest in line with the index constituent's
- The aim is to replicate underlying index minimizing the tracking error

Month End Base Expenses Ratios (Annualized)⁴

Plan	Base Expense Ratio (BER)
Regular ⁵	0.28%
Direct	0.19%

Exit Load: Nil, No entry load will be charged to the investor.

The exit loads set forth above is subject to change at the discretion of the AMC and such changes shall be implemented prospectively.

¹ As per clause 7.22 of the SEBI Master Circular for Mutual Funds dated March 20, 2026., on Benchmarks for Mutual Fund Schemes' has introduced two-tiered structure for benchmarking of certain categories of schemes. Accordingly, the benchmark has been classified as Tier 1 benchmark. Furthermore, the same is effective from 01 December 2021.

² AUM is as on 31 May 2026. ⁴ BER excludes brokerage & transaction cost, and statutory levies(including GST). Refer to the notice cum addendum issued on March 27, 2026 with respect to change in "Base Expense Ratio (BER) limits" of all schemes of HSBC Mutual Fund effective April 01, 2026. For detailed TER Click Here

(https://old.camsonline.com/COL_HSBCDownload.aspx)

⁵ Continuing plans

⁶For disclosure of quarterly AUM/AAUM and AUM by geography, please visit our website: <https://www.assetmanagement.hsbc.co.in/en/mutual-funds/investor-resources/information-library#&accordion1446811090=4>

Note: The sector(s)/stock(s)/issuer(s) mentioned in this document do not constitute any research report nor it should be considered as an investment research, investment recommendation or advice to any reader of this content to buy or sell any stocks / investments. The Fund/portfolio may or may not have any existing / future position in these sector(s)/stock(s)/issuer(s).

Source – HSBC Mutual Fund, Data as of 31 May 2026. **Past performance may or may not be sustained in future and is not a guarantee of any future returns.**

Portfolio

Issuer	Rating	% to Net Assets
Government Securities		99.60%
7.06% GOI - 10-Apr-2028	SOVEREIGN	30.57%
7.17% GOI - 08-Jan-2028	SOVEREIGN	9.98%
7.36% MAHARASHTRA SDL 12-Apr-2028	SOVEREIGN	6.89%
8.05% Tamilnadu SDL - 18-Apr-2028	SOVEREIGN	6.25%
8.05% GUJARAT SDL 31-Jan-2028	SOVEREIGN	6.19%
6.97% KARNATAKA SDL 26-Feb-2028	SOVEREIGN	4.46%
7.38% GOI MAT 20-Jun-2027	SOVEREIGN	4.06%
6.97% MAHARASHTRA SDL 18-Feb-2028	SOVEREIGN	2.89%
8.28% GOI - 21-Sep-2027	SOVEREIGN	2.69%
7.88% MADHYA PRADESH SDL 24-Jan-2028	SOVEREIGN	2.68%
8.28% TAMIL NADU SDL 14-Mar-2028	SOVEREIGN	2.68%
6.98% MAHARASHTRA SDL 26-Feb-2028	SOVEREIGN	2.63%
8.26% GOI - 02-Aug-2027	SOVEREIGN	1.90%
8.2% HARYANA SDL 31-Jan-2028	SOVEREIGN	1.35%
8.23% GUJARAT SDL 21-Feb-2028	SOVEREIGN	1.34%
7.92% UTTAR PRADESH SDL 24-Jan-2028	SOVEREIGN	1.34%
7.77% ANDHRA PRADESH SDL 10-Jan-2028	SOVEREIGN	1.34%
8.27% UTTAR PRADESH SDL 14-Mar-2028	SOVEREIGN	1.34%
8% Kerala SDL - 11-Apr-2028	SOVEREIGN	1.32%
8.14% HARYANA SDL 27-Mar-2028	SOVEREIGN	1.14%
8% KARNATAKA SDL 17-Jan-2028	SOVEREIGN	1.08%
7.79% KARNATAKA SDL 03-Jan-2028	SOVEREIGN	1.08%
7.75% GUJARAT SDL 10-Jan-2028	SOVEREIGN	1.07%
8.03% KARNATAKA SDL 31-Jan-2028	SOVEREIGN	0.81%
8.14% UTTARAKHAND SDL 27-Mar-2028	SOVEREIGN	0.80%
8.15% CHATTISGARH SDL 27-Mar-2028	SOVEREIGN	0.53%
7.59% UTTARAKHAND SDL 25-Oct-2027	SOVEREIGN	0.53%
7.5% TELANGANA SDL 15-Apr-2028	SOVEREIGN	0.52%
7.02% GOI 27-May-2027	SOVEREIGN	0.10%
7.64% KARNATAKA SDL 08-Nov-2027	SOVEREIGN	0.04%
Cash Equivalent		0.40%
TREPS*		0.42%
Net Current Assets		-0.02%
Total Net Assets as on 31-May-2026		100.00%

*TREPS : Tri-Party Repo fully collateralized by G-Sec

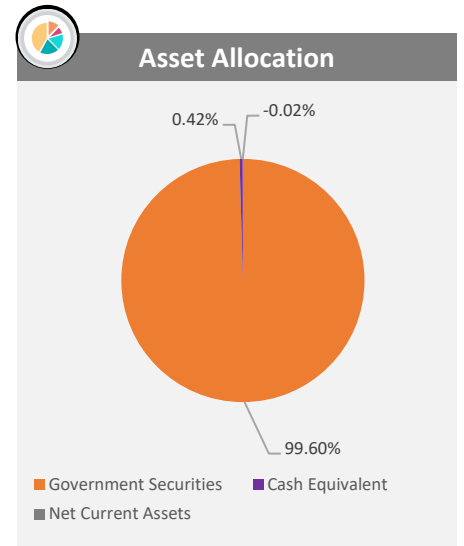
Fund Strategy

- The mandate of the target maturity fund is to invest in line with the index constituent's
- The aim is to replicate underlying index minimizing the tracking error

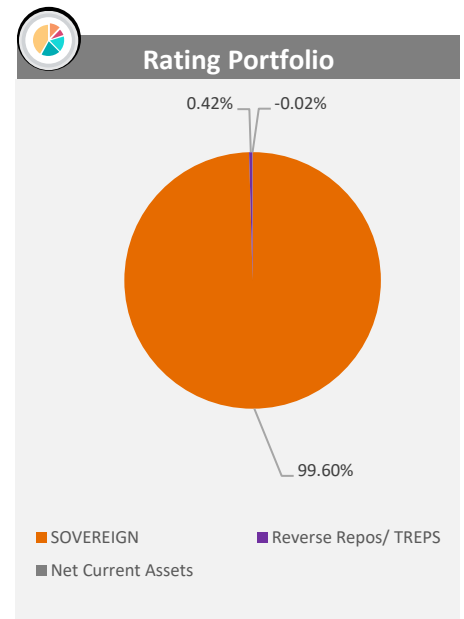
Data as on 31 May 2026

Note : Please refer to Scheme Information Document for more details on Asset Allocation of the scheme.

Asset Allocation



Rating Portfolio



Investment Objective

To provide returns corresponding to the total returns of the securities as represented by the CRISIL IBX 50:50 Gilt Plus SDL Index - April 2028 before expenses, subject to tracking errors. However, there is no assurance that the investment objective of the Scheme will be achieved.

Fund Manager - Mahesh Chhabria Effective 15 Jul 2023. Total Schemes Managed - 14
Fund Manager - Mohd Asif Rizwi Effective 01 Feb 2025. Total Schemes Managed - 15

Lump Sum Investment Performance											Inception Date
Fund / Benchmark (Value of Rs 10,000 Invested)	1 Year		3 Years		5 Years		10 Years		Since Inception		
	Amount in ₹	Returns %	Amount in ₹	Returns %	Amount in ₹	Returns %	Amount in ₹	Returns %	Amount in ₹	Returns %	
HSBC CRISIL IBX 50:50 Gilt Plus SDL Apr 2028 Index Fund- Regular Plan ^{***}	10427	4.29	12229	6.94	NA	NA	NA	NA	12990	6.48	31-Mar-22
Scheme Benchmark (NIFTY Credit Risk Bond Index B-II)	10472	4.73	12382	7.39	NA	NA	NA	NA	13178	6.85	
Additional Benchmark (CRISIL 10 year Gilt Index)	9997	-0.03	11906	5.99	NA	NA	NA	NA	12717	5.94	
HSBC CRISIL IBX 50:50 Gilt Plus SDL Apr 2028 Index Fund ^{***}	10441	4.42	12293	7.13	NA	NA	NA	NA	13090	6.68	31-Mar-22
Scheme Benchmark (NIFTY Credit Risk Bond Index B-II)	10472	4.73	12382	7.39	NA	NA	NA	NA	13178	6.85	
Additional Benchmark (CRISIL 10 year Gilt Index)	9997	-0.03	11906	5.99	NA	NA	NA	NA	12717	5.94	

Past performance may or may not be sustained in future and is not a guarantee of any future returns. The performance details provided herein are of Regular as well as Direct Plan - Growth Option. Returns on ₹10,000 are point-to-point returns for the specific time period, invested at the start of the period. The returns for the respective periods are provided as on last available NAV of May 2026 for the respective schemes. Returns for 1 year and above are Compounded Annualized. Returns for less than 1 year is Simple Annualized. Load is not taken into consideration for computation of performance. Different plans shall have a different expense structure. The expenses of the Direct Plan under the Scheme will be lower to the extent of the distribution expenses / commission charged to the Regular Plan.



As per clause 6.9.1 of the SEBI Master Circular for Mutual Funds dated March 20, 2026., the scheme returns vis-à-vis the benchmark return (Total Return Index) shall be disclosed are provided from the date of allotment of units.

Post merger performance of the surviving scheme, arising out of merger of schemes with similar features, is computed as per the provisions of clause 14.3 of the SEBI Master Circular for Mutual Funds dated March 20, 2026., on Disclosure of Performance of Schemes post-merger using the weighted average performance of both transferor and transferee schemes. In other cases, performance is computed using the Applicable NAV of the surviving/continuing schemes. ^{***} Face value Rs 10

Source: HSBC Mutual Fund, data as on 31 May 2026

[Click here](#) to check other funds performance managed by the Fund Manager

Product Label

Scheme name and Type of scheme	*Scheme Risk-o-meter	Benchmark Risk-o-meter (as applicable)
<p>HSBC CRISIL IBX 50:50 Gilt Plus SDL Apr 2028 Index Fund</p> <p>(An open ended Target Maturity Index Fund tracking CRISIL IBX 50:50 Gilt Plus SDL Index – April 2028. A Relatively high interest rate risk and relatively low credit risk.)</p> <p>This product is suitable for investors who are seeking*:</p> <ul style="list-style-type: none"> Income over target maturity period Investment in constituents similar to the composition of CRISIL IBX 50:50 Gilt Plus SDL Index – April 2028^. 	 <p>The risk of the scheme is Low to Moderate Risk</p>	<p>As per AMFI Tier 1 Benchmark Index: CRISIL IBX 50:50 Gilt Plus SDL Index – April 2028</p>  <p>The risk of the benchmark is Low to Moderate Risk</p>

^ Returns and risk commensurate with CRISIL IBX 50:50 Gilt Plus SDL Index - April 2028, subject to tracking errors.

* Investors should consult their financial advisers if in doubt about whether the product is suitable for them.

Note on Risk-o-meters: Riskometer is as on 31 May 2026, Any change in risk-o-meter shall be communicated by way of Notice cum Addendum and by way of an e-mail or SMS to unitholders of that particular scheme

HSBC CRISIL IBX 50:50 Gilt Plus SDL Apr 2028 Index Fund

Credit Risk →	Relatively Low (Class A)	Moderate (Class B)	Relatively High (Class C)
Interest Rate Risk ↓			
Relatively Low (Class I)			
Moderate (Class II)			
Relatively High (Class III)	AIII		
A Scheme with Relatively High interest rate risk and Low credit risk.			

Potential Risk Class ('PRC') matrix indicates the maximum interest rate risk (measured by Macaulay Duration of the scheme) and maximum credit risk (measured by Credit Risk Value of the scheme) the fund manager can take in the scheme. PRC matrix classification is done in accordance with and subject to the methodology/guidelines prescribed by SEBI to help investors take informed decision based on the maximum interest rate risk and maximum credit risk the fund manager can take in the scheme, as depicted in the PRC matrix.

Past performance may or may not be sustained in future and is not a guarantee of any future returns. Source: HSBC Mutual Fund, data as on 31 May 2026

Investors are requested to note that as per SEBI (Mutual Funds) Regulations, 2026 and guidelines issued thereunder, HSBC AMC, its employees and/or empaneled distributors/agents are forbidden from guaranteeing/promising/assuring/predicting any returns or future performances of the schemes of HSBC Mutual Fund. Hence please do not rely upon any such statements/commitments. If you come across any such practices, please register a complaint via email at investor.line@mutualfunds.hsbc.co.in.

Disclaimer: CRISIL - Each Crisil Index (including, for the avoidance of doubt, its values and constituents) is the sole property of Crisil Limited (Crisil). No Crisil Index may be copied, retransmitted or redistributed in any manner. While Crisil uses reasonable care in computing the Crisil Indices and bases its calculation on data that it considers reliable, Crisil does not warrant that any Crisil Index is error-free, complete, adequate or without faults. Anyone accessing and/or using any part of the Crisil Indices does so subject to the condition that: (a) Crisil is not responsible for any errors, omissions or faults with respect to any Crisil Index or for the results obtained from the use of any Crisil Index; (b) Crisil does not accept any liability (and expressly excludes all liability) arising from or relating to their use of any part of Crisil Indices.

HSBC Asset Management (India) Private Limited

This document has been prepared by HSBC Mutual Fund for information purposes only with an intent to provide market overview and should not be construed as an offer or solicitation of an offer for purchase of any of the funds of HSBC Mutual Fund. All information contained in this document (including that sourced from third parties), is obtained from sources, which HSBC/ third party, believes to be reliable but which it has not been independently verified by HSBC/ the third party. Further, HSBC/ the third party makes no guarantee, representation or warranty and accepts no responsibility or liability as to the accuracy or completeness of such information. The information and opinions contained within the document are based upon publicly available information and rates of taxation applicable at the time of publication, which are subject to change from time to time. Expressions of opinion are those of HSBC only and are subject to change without any prior intimation or notice. It does not have regard to specific investment objectives, financial situation and the particular needs of any specific person who may receive this document. Investors should seek financial advice regarding the appropriateness of investing in any securities or investment strategies that may have been discussed or recommended in this report and should understand that the views regarding future prospects may or may not be realized.

This document is intended only for those who access it from within India and approved for distribution in Indian jurisdiction only. Distribution of this document to anyone (including investors, prospective investors or distributors) who are located outside India or foreign nationals residing in India, is strictly prohibited. Neither this document nor the units of HSBC Mutual Fund have been registered under Securities law/Regulations in any foreign jurisdiction. The distribution of this document in certain jurisdictions may be unlawful or restricted or totally prohibited and accordingly, persons who come into possession of this document are required to inform themselves about, and to observe, any such restrictions. If any person chooses to access this document from a jurisdiction other than India, then such person do so at his/her own risk and HSBC and its group companies will not be liable for any breach of local law or regulation that such person commits as a result of doing so.

© Copyright. HSBC Mutual Fund 2026, ALL RIGHTS RESERVED.

HSBC Asset Management (India) Private Limited, 9-11 Floors, NESCO IT Park, Building no. 3, Western Express Highway, Goregaon (East), Mumbai – 400 063, India. Email: investor.line@mutualfunds.hsbc.co.in | Website: www.assetmanagement.hsbc.co.in

Mutual Fund investments are subject to market risks, read all scheme related documents carefully.