


# HSBC Focused Equity Fund

Focused Fund - An open ended equity scheme investing in maximum 30 stocks across market caps (i.e. Multi-Cap).

Date: November 2022

Fund Category	Fund Manager	Benchmark <sup>1</sup>	Inception Date	AUM
Focused Fund	Neelotpal Sahai / Gautam Bhupal	Nifty 500 TRI	22 July 2020	Rs. 559.95 Cr

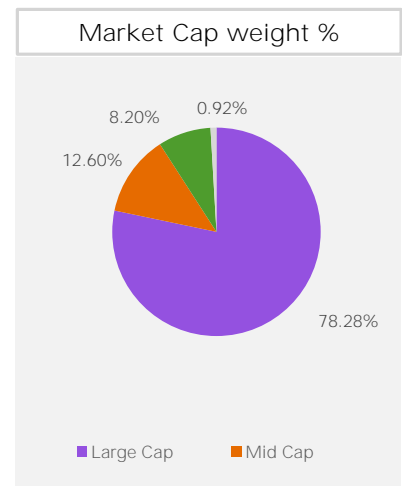


Portfolio Characteristics	Fund	Benchmark
Number of holdings	27	500
Price to book (PB) <sup>4</sup>	4.11	3.33
Price to earnings (PE) <sup>4</sup>	35.36	23.70
Return on Equity (ROE (%))	13.52	15.43
Portfolio Turnover	0.28	-

Load / Expenses	
Entry Load	NIL
Exit Load	For 10% of the units redeemed /switched-out within 1 year from the date of Allotment
Expense ratio (Other than Direct) <sup>5</sup>	2.45%
Expense ratio (Direct) <sup>6</sup>	0.82%

Portfolio	% of net assets
ICICI Bank Limited	9.17
HDFC Bank Limited	8.42
Infosys Limited	7.28
Reliance Industries Limited	6.97
Larsen & Toubro Limited	5.78
Axis Bank Limited	5.02
State Bank of India	4.36
Sun Pharmaceutical Industries Limited	4.09
Bajaj Finance Limited	3.83
Titan Company Limited	3.80

Sector - Allocation	% of net assets
Banks	26.97
IT - Software	9.59
Consumer Durables	7.72
Petroleum Products	6.97
Automobiles	5.81
Construction	5.78
Pharmaceuticals & Biotechnology	5.36
Diversified FMCG	5.18
Industrial Products	4.30
Finance	3.83



## Product Note

<sup>1</sup> SEBI vide its circular no. SEBI/HO/IMD/IMD-II/DF3/P/CIR/2021/652 dated October 27, 2021, on 'Guiding Principles for bringing uniformity in Benchmarks of Mutual Fund Schemes' has introduced two-tiered structure for benchmarking of certain categories of schemes. Accordingly, the benchmark has been changed to CRISIL Hybrid 35+65 Aggressive Index which has been classified as Tier 1 benchmark. Furthermore, the same is effective from 01 December 2021

<sup>2</sup> As on 31 October 2022 of Growth option. During the same period, scheme benchmark (Nifty 500 TRI) has moved by 1.7X to Rs. 1,75,020 from Rs.100,000 and delivered return of 27.87%. Please refer page no. 3 for detailed performance of HSBC Focused Equity Fund. <sup>3</sup> During the same period, value of scheme benchmark (Nifty 500 TRI) has moved to 3,30,179.

<sup>4</sup> EPS - Trailing 12 month Estimates Comparable Adjusted EPS, PE - Trailing 12 month Price to earnings adjusted for negative earnings, Weighted average method, PB - Price to book value, Trailing 12 month Price to earnings, Index method aggregation. Source - HSBC AMC India and Bloomberg, Data as of 31 October 2022. <sup>5</sup> TER Annualized TER including GST on Investment. Management Fees

<sup>6</sup> Continuing plans. Refer to the Fund's website, [www.assetmanagement.hsbc.co.in](http://www.assetmanagement.hsbc.co.in) for monthly portfolio disclosures.

The fund may undergo merger/consolidation along with changes to their fundamental attributes as per the notice published on 14 Oct '22. For more details visit our website page - <https://www.assetmanagement.hsbc.co.in/en/mutual-funds/acquisition-of-its-mutual-fund>

## Top 3 Stock & Sector Movements ^

New stocks	Weight	Exit stocks	Weight
Rainbow Children's Medicare Ltd.	2.46%	Rainbow Children's Medicare Ltd.	-2.37%

### Portfolio sectoral positioning:

View	Sector			
Overweight	Consumer Discretionary	Financials	Healthcare	Real Estate
Neutral	Industrials	Materials	-	-
Underweight	Consumer Staples	Energy	IT	Communication Services & Utilities

### Sector Attribution (1 Year)

- O/W in Healthcare, Financials and Industrial has contributed positively to the performance.
- U/W in Utilities, Consumer Staples and O/W Consumer Discretionary contributed negatively to the performance.

### Fund philosophy

- HFEF has a flexibility to invest across the market capitalization spectrum and sectors.
- Prefer dominant and scalable businesses available at reasonable valuations.
- Profit pool consolidation with dominant players to continue and disruption to accelerate this shift.
- Stock selection focuses on earnings growth trajectory and within that the emphasis lies on earnings surprises.
- Valuations are as much a driver of stock selection as earnings growth.

### Key portfolio themes

- Our portfolios are high conviction portfolios with a cyclical tilt to be well positioned for the earnings growth and macro recovery cycle holding a medium to long term view.
- Portfolio construction is through bottom-up stock selection and there is an emphasis on sustainable earnings growth, relative earnings and earnings surprises and valuations.
- However, in the macro set up of rising rates, depreciating currency, and slowing growth, corporate earnings would likely see a downward revision after second quarter results. On the other hand, valuation is elevated both in absolute and relative basis. Considering the above we have tamed our pro-cyclical bias slightly and increased our exposure in the defensive sectors to de-risk our portfolio.
- Our positioning in the portfolio is:
  - Overweight to Domestic cyclical plays: Our highest active sector weight remains financials which would see credit cost normalization and earnings expansion, followed by Auto which is benefitting from cyclical recovery and real estate on improving residential affordability and industry consolidation.
  - Small overweight to Capex oriented plays: Cement, industrials, and building materials – The capex push reiterated in the recent budget is a key positive for the sector.
  - Equal weight to Global growth plays: We see Technology and Chemicals as structural plays – but have reduced position given near term growth concerns and valuations higher than historical averages.
  - We are underweight on consumption (especially rural consumption), IT and regulated businesses like utilities and energy.

Past performance may or may not be sustained in the future. Source: HSBC Asset Management, data as at 31 October 2022

^ The above information is for illustrative purpose only and it should not be considered as investment research, investment recommendation or advice to any reader of this content to buy or sell investments. Past performance may or may not sustain and doesn't guarantee the future performance. The Fund may or may not have any future position in these stocks.

Lump Sum Investment Performance					Inception Date: 29-Jul-20
Fund / Benchmark (Value of Rs10,000 invested)	1 Year		Since Inception		
	Amount in Rs	Returns %	Amount in Rs	Returns %	
HSBC Focused Equity Fund	10,000	0.00	16,289	23.90	
Scheme Benchmark (Nifty 500 TRI)	10,354	3.52	17,502	27.87	
Additional Benchmark (Nifty 50 TRI)*	10,332	3.30	16,653	25.11	

SIP Performance - HSBC Focused Equity Fund			Inception Date: 22-Jul-20
Scheme Name & Benchmarks	1 Year	Since Inception	
Total amount invested (₹)	120000	270000	
Market Value as on October 31, 2022 (₹)	1,25,396	3,20,596	
Scheme Returns (%)	8.44	15.46	
Customised Benchmark Index - Scheme Benchmark (₹)	1,26,887	3,30,179	
Customised Benchmark Index - Scheme Benchmark Returns (%)	10.81	18.26	
Nifty 50 TRI - Additional Benchmark (₹)	1,27,301	3,26,245	
Nifty 50 TRI - Additional Benchmark Returns (%)	11.47	17.12	

Performance of other funds managed by the Fund Manager									Inception Date: 10-Dec-02
Fund / Benchmark (Value of Rs10,000 invested)	1 Year		3 Years		5 Years		Since Inception		
	Amount in Rs	Returns %	Amount in Rs	Returns %	Amount in Rs	Returns %	Amount in Rs	Returns %	
HSBC Large Cap Equity Fund	10,072	0.72	14,760	13.84	16,429	10.43	3,24,665	19.11	
Scheme Benchmark (Nifty 100 TRI)	10,341	3.39	15,683	16.17	18,058	12.54	NA	NA	
Additional Benchmark (Nifty 50 TRI)*	10,332	3.30	15,709	16.23	18,558	13.16	2,22,156	16.86	
HSBC Large and Mid Cap Equity Fund	9,901	-0.99	15,627	16.03	NA	NA	15,928	13.81	
Scheme Benchmark (NIFTY Large Midcap 250 TRI)	10,441	4.38	17,626	20.77	NA	NA	17,669	17.15	
Additional Benchmark (Nifty 50 TRI)*	10,332	3.30	15,709	16.23	NA	NA	16,291	14.53	
HSBC Flexi Cap Fund	9,838	-1.61	15,322	15.27	14,927	8.34	1,29,785	14.69	
Scheme Benchmark (Nifty 500 TRI) <sup>7</sup>	10,354	3.52	16,452	18.03	17,858	12.29	1,34,663	14.92	
Additional Benchmark (Nifty 50 TRI)*	10,332	3.30	15,709	16.23	18,558	13.16	1,26,109	14.52	
HSBC Infrastructure Equity Fund	11,067	10.61	18,047	21.73	11,014	1.95	27,683	6.29	
S&P BSE India Infrastructure TRI (Scheme Benchmark) <sup>8</sup>	11,133	11.27	17,377	20.20	13,845	6.72	NA	NA	
Nifty 50 TRI (Additional Benchmark)*	10,332	3.30	15,709	16.23	18,558	13.16	72,237	12.57	

Past performance may or may not be sustained in the future. Refer note below. HSBC Focused Equity Fund - Fund Manager – Funds Managed by Neelotpal Sahai (For Equity) Total Schemes Managed – 5 - Effective (29 July 2020) & Fund Manager - Funds Managed by Gautam Bhupal (For Equity) Total Schemes Managed – 7 - Effective (29 July 2020), HSBC Large Cap Equity Fund - Fund Manager - Funds Managed by Neelotpal Sahai (Total Schemes Managed 5) - Effective (27 May 2013), HSBC Large and Mid Cap Equity Fund - Fund Manager - Funds Managed by Neelotpal Sahai (For Equity) Total Schemes Managed – 5 - Effective (28 March 2019) & Fund Manager - Funds Managed by Amaresh Mishra (For Equity) Total Schemes Managed – 1 - Effective (23 July 2019), HSBC Flexi Cap Fund - Fund Manager - Funds Managed by Neelotpal Sahai (Total Schemes Managed 5) - Effective (27 May 2013), HSBC Infrastructure Equity Fund - Fund Manager - Funds Managed by Gautam Bhupal (Total Schemes Managed 7) - Effective (11 May 2018),

Performance of the respective benchmark is calculated as per the Total Return Index (TRI)

Pursuant to the circular issued by SEBI on 'Categorization and Rationalization of the Schemes', there has been change in the fundamental attribute(s) of the aforesaid scheme(s) effective from Mar 14, 2018.

\*Additional benchmark as per SEBI circular no. SEBI/HO/IMD/DF2/CIR/P/2021/024 dated March 04, 2021.

The name of the scheme has been changed from HSBC Multi Cap Equity Fund to HSBC Flexi Cap Fund and the fundamental attribute(s) of the scheme have also been changed effective from January 28, 2021.

<sup>7</sup> The benchmark of the scheme has been changed from S&PBSE200 TRI to NIFTY 500 TRI with effect from November 18, 2019.

<sup>8</sup> The launch date of the S&PBSE India Infrastructure Index (INR) is May 19, 2014 whereas the inception date of the scheme is Feb 23, 2006. Information presented for 5 year return is back-tested which is available from Mar 31, 2008. The corresponding benchmark returns since inception of the scheme is not available. All index data is available on the website of Asia Index Pvt. Ltd. a joint venture between BSE Ltd. and S&PDowJones Indices LLC. (source: <http://www.asiaindex.co.in>).

Returns are of growth option. The returns for the respective periods are provided as on October 2022. Returns above 1 year are Compounded Annualized. Standard The performance details provided herein are of other than Direct Plan - Growth Option. Returns on ₹10,000 are point-to-point returns for the specific time period, invested at the start of the period. The returns for the respective periods are provided as on last available NAV of October 2022 for the respective Schemes. Returns for 1 year and Above are Compounded Annualised. Returns for less than 1 year is Simple Annualised. Load is not taken into consideration for computation of performance. Different plans shall have a different expense structure. The expenses of the Direct Plan under the Scheme will be lower to the extent of the distribution expenses / commission charged to the Other than Direct Plan. The performance data of the scheme(s) managed by the respective Fund Manager which has/have not completed 6 month is not provided. Considering the varying maturities of the close ended schemes, the performance of close-ended schemes is not provided as it is strictly not comparable with that of open ended schemes.

<sup>9</sup> SEBI vide its circular no. SEBI/HO/IMD/IMD-II DF3/P/CIR/2021/652 dated October 27, 2021, on 'Guiding Principles for bringing uniformity in Benchmarks of Mutual Fund Schemes' has introduced two-tiered structure for benchmarking of certain categories of schemes. Accordingly, the benchmark of the scheme has been classified as Tier 1 benchmark effective from 01 December 2021"

Performance of other funds managed by the Fund Manager									
Fund / Benchmark (Value of Rs10,000 Invested)	1 Year		3 Years		5 Years		Since Inception		
	Amount in Rs	Returns %	Amount in Rs	Returns %	Amount in Rs	Returns %	Amount in Rs	Returns %	
HSBC Tax Saver Equity Fund	9,973	-0.27	15,393	15.45	15,151	8.66	57,005	11.62	Inception Date: 05-Jan-07
Nifty 500 TRI (Scheme Benchmark)**	10,354	3.52	16,452	18.03	17,858	12.29	55,871	11.48	
Nifty 50 TRI (Additional Benchmark)*	10,332	3.30	15,709	16.23	18,558	13.16	54,787	11.34	
HSBC Equity Hybrid Fund	9,786	-2.13	14,044	11.97	NA	NA	15,625	11.72	Inception Date: 22-Oct-18
Scheme Benchmark (CRISIL Hybrid 35+65 - Aggressive Fund Index)	10,350	3.48	14,926	14.27	NA	NA	17,233	14.47	
Additional Benchmark (Nifty 50 TRI)*	10,332	3.30	15,709	16.23	NA	NA	18,482	16.47	
HSBC Managed Solutions - Growth	10,042	0.41	14,946	14.32	15,518	9.18	27,170	12.46	Inception Date: 30-Apr-14
(Composite Index constituting 80% of S&P BSE 200 TRI Index and 20% of CRISIL Composite Bond Fund Index) (Scheme Benchmark)	10,397	3.95	15,803	16.46	17,843	12.27	30,782	14.13	
Nifty 50 TRI (Additional Benchmark)*	10,332	3.30	15,709	16.23	18,558	13.16	29,991	13.78	
Crisil 10 Year Gilt Index (Additional Benchmark)*	9,904	-0.96	10,961	3.10	12,517	4.59	17,486	6.79	
HSBC Managed Solutions - Moderate	10,047	0.47	14,243	12.50	14,945	8.36	24,746	11.24	
CRISIL Hybrid 35+65 - Aggressive Index (Scheme Benchmark)	10,350	3.48	14,926	14.27	17,025	11.22	28,223	12.97	Inception Date: 30-Apr-14
Nifty 50 TRI (Additional Benchmark)*	10,332	3.30	15,709	16.23	18,558	13.16	29,991	13.78	
Crisil 10 Year Gilt Index (Additional Benchmark)*	9,904	-0.96	10,961	3.10	12,517	4.59	17,486	6.79	
HSBC Managed Solutions Conservative	10,116	1.16	11,565	4.96	12,714	4.92	17,588	6.86	Inception Date: 30-Apr-14
Composite index of CRISIL Composite Bond Fund Index (90%) and S&P BSE 200 TRI (10%)(Scheme Benchmark)	10,202	2.00	12,546	7.85	14,432	7.61	21,276	9.28	
Nifty 50 TRI (Additional Benchmark)*	10,332	3.30	15,709	16.23	18,558	13.16	29,991	13.78	
Crisil 10 Year Gilt Index (Additional Benchmark)*	9,904	-0.96	10,961	3.10	12,517	4.59	17,486	6.79	
HSBC Regular Savings Fund	10,020	0.20	12,119	6.61	13,139	5.61	46,215	8.53	Inception Date: 24-Feb-04
CRISIL Hybrid 85+15 - Conservative Index (Scheme Benchmark)	10,198	1.97	12,545	7.84	14,469	7.66	43,938	8.24	
CRISIL 10 Year Gilt Index (Additional Benchmark)*	9,904	-0.96	10,961	3.10	12,517	4.59	26,673	5.39	

Past performance may or may not be sustained in the future. Refer note below. HSBC Tax Saver Equity Fund - Fund Manager - Funds Managed by Gautam Bhupal (Total Schemes Managed 7) - Effective (23 July 2019), HSBC Equity Hybrid Fund - Fund Manager - Funds Managed by Neelotpal Sahai (For Equity) Total Schemes Managed – 5 - Effective (22 October 2018), Fund Manager - Funds Managed by Ranjithgopal K A (For Equity) Total Schemes Managed – 1 - Effective (23 July 2019), Fund Manager - Funds Managed by Kapil Punjabi (For Debt) Total Schemes Managed – 8 - Effective (18 February 2019), HSBC Managed Solutions - Growth - Fund Manager - Funds Managed by Gautam Bhupal (For Equity portion) (Total Schemes Managed 7) - Effective (21 October 2015), HSBC Managed Solutions - Moderate - Fund Manager Funds Managed by Gautam Bhupal (For Equity portion) (Total Schemes Managed 7) - Effective (21 October 2015), HSBC Managed Solutions – Conservative - Fund Manager - Funds Managed by Gautam Bhupal (For Equity portion) (Total Schemes Managed 7) - Effective (21 October 2015), HSBC Regular Savings Fund – Fund Manager - Funds Managed by Kapil Punjabi (For Debt Portion) (Total Schemes Managed 8) - Effective (18 February 2019) & Fund Manager - Funds Managed by Gautam Bhupal (For Equity portion) (Total Schemes Managed 7) - Effective (23 July 2019)

Performance of the respective benchmark is calculated as per the Total Return Index (TRI)

\*Additional benchmark as per SEBI circular no. SEBI/HO/IMD/DF2/CIR/P/2021/024 dated March 04, 2021.

Pursuant to the circular issued by SEBI on 'Categorization and Rationalization of the Schemes', there has been change in the fundamental attribute(s) of the aforesaid scheme(s) effective from Mar 14, 2018.

The Fund offers flexible and convenient Systematic Investment Plan (SIP) facility. To illustrate the advantages of SIP investments, this is how your investments would have grown if you had invested say ₹ 10,000 systematically on the first Business Day of every month over a period of time in the Growth Option of Respective Scheme. The returns are calculated by XIRR approach assuming investment of ₹10,000/- on the 1st working day of every month. XIRR helps in calculating return on investments given an initial and final value and a series of cash inflows and outflows with correct allowance for the time impact of the transactions.

SEBI vide its circular no. SEBI/HO/IMD/IMD-II DF3/P/CIR/2021/652 dated October 27, 2021, on 'Guiding Principles for bringing uniformity in Benchmarks of Mutual Fund Schemes' has introduced two-tiered structure for benchmarking of certain categories of schemes. Accordingly, the benchmark of the scheme has been classified as Tier 1 benchmark effective from 01 December 2021.

Returns are of growth option. The returns for the respective periods are provided as on October 2022. Returns above 1 year are Compounded Annualized. Standard The performance details provided herein are of other than Direct Plan - Growth Option. Returns on ₹10,000 are point-to-point returns for the specific time period, invested at the start of the period. The returns for the respective periods are provided as on last available NAV of October 2022 for the respective Schemes. Returns for 1 year and Above are Compounded Annualised. Returns for less than 1 year is Simple Annualised. Load is not taken into consideration for computation of performance. Different plans shall have a different expense structure. The expenses of the Direct Plan under the Scheme will be lower to the extent of the distribution expenses / commission charged to the Other than Direct Plan. The performance data of the scheme(s) managed by the respective Fund Manager which has/have not completed 6 month is not provided. Considering the varying maturities of the close ended schemes, the performance of close-ended schemes is not provided as it is strictly not comparable with that of open ended schemes.

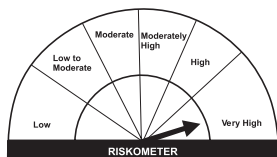
<sup>9</sup>SEBI vide its circular no. SEBI/HO/IMD/IMD-II DF3/P/CIR/2021/652 dated October 27, 2021, on 'Guiding Principles for bringing uniformity in Benchmarks of Mutual Fund Schemes' has introduced two-tiered structure for benchmarking of certain categories of schemes. Accordingly, the benchmark of the scheme has been classified as Tier 1 benchmark effective from 01 December 2021"

Past performance may or may not sustained in the future.

Source: HSBC Asset Management, data as at 31 October 2022

### HSBC Focused Equity Fund Riskometer

#### HSBC Focused Equity Fund



Investors understand that their principal will be at Very High risk

**Focused Fund** - An open ended equity scheme investing in maximum 30 stocks across market caps (i.e. Multi-Cap).

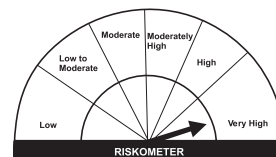
**This product is suitable for investors who are seeking\*\*:**

- Long term wealth creation.
- Investment in equity and equity related securities across market capitalization in maximum 30 stocks.

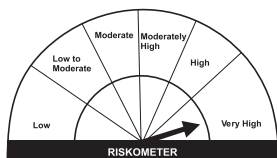
**\*\*Investors should consult their financial advisers if in doubt about whether the product is suitable for them.**

Please note that the above risk-o-meter is as per the product labelling of the Scheme available as on the date of this communication/ disclosure.' As per SEBI circular dated October 5, 2020 on product labelling (as amended from time to time), risk-o-meter will be calculated on a monthly basis based on the risk value of the scheme portfolio based on the methodology specified by SEBI in the above stated circular. The AMC shall disclose the risk-o-meter along with portfolio disclosure for all their schemes on their respective website and on AMFI website within 10 days from the close of each month. Any change in risk-o-meter shall be communicated by way of Notice cum Addendum and by way of an e-mail or SMS to unitholders of that particular Scheme.

#### Benchmark: Nifty 500 TRI



#### HSBC Equity Hybrid Fund



Investors understand that their principal will be at Very High risk

**Aggressive Hybrid fund** - An open ended Hybrid scheme investing predominantly in equity and equity related instruments

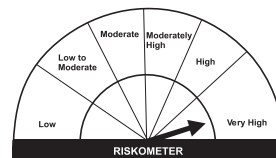
**This product is suitable for investors who are seeking\*\*:**

- Long term wealth creation and income.
- Invests in equity and equity related securities and fixed Income instruments.

**\*\*Investors should consult their financial advisers if in doubt about whether the product is suitable for them.**

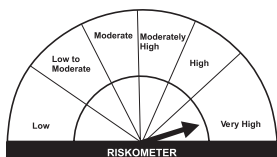
Please note that the above risk-o-meter is as per the product labelling of the Scheme available as on the date of this communication/ disclosure.' As per SEBI circular dated October 5, 2020 on product labelling (as amended from time to time), risk-o-meter will be calculated on a monthly basis based on the risk value of the scheme portfolio based on the methodology specified by SEBI in the above stated circular. The AMC shall disclose the risk-o-meter along with portfolio disclosure for all their schemes on their respective website and on AMFI website within 10 days from the close of each month. Any change in risk-o-meter shall be communicated by way of Notice cum Addendum and by way of an e-mail or SMS to unitholders of that particular Scheme.

#### Benchmark: CRISIL Hybrid 35+65 - Aggressive Fund Index



### HSBC Flexi Cap Fund Riskometer

#### HSBC Flexi Cap Fund



Investors understand that their principal will be at Very High risk

**Flexi cap Fund** - An open ended dynamic equity scheme investing across large cap, mid cap, small cap stocks.

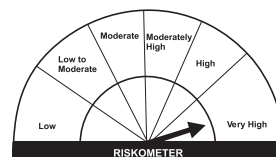
**This product is suitable for investors who are seeking\*\*:**

- To create wealth over long term.
- Invests in equity and equity related securities across market capitalisations.

**\*\*Investors should consult their financial advisers if in doubt about whether the product is suitable for them.**

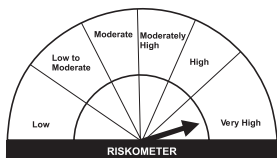
Please note that the above risk-o-meter is as per the product labelling of the Scheme available as on the date of this communication/ disclosure.' As per SEBI circular dated October 5, 2020 on product labelling (as amended from time to time), risk-o-meter will be calculated on a monthly basis based on the risk value of the scheme portfolio based on the methodology specified by SEBI in the above stated circular. The AMC shall disclose the risk-o-meter along with portfolio disclosure for all their schemes on their respective website and on AMFI website within 10 days from the close of each month. Any change in risk-o-meter shall be communicated by way of Notice cum Addendum and by way of an e-mail or SMS to unitholders of that particular Scheme.

#### Benchmark: NIFTY 500 TRI



### HSBC Infrastructure Equity Fund Riskometer

#### HSBC Infrastructure Equity Fund



Investors understand that their principal will be at Very High risk

**Thematic Fund** - An open ended equity scheme following Infrastructure theme.

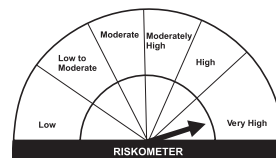
**This product is suitable for investors who are seeking\*\*:**

- To create wealth over long term.
- Invests in equity and equity related securities, primarily in themes that play an important role in India's economic development.

**\*\*Investors should consult their financial advisers if in doubt about whether the product is suitable for them.**

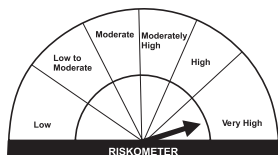
Please note that the above risk-o-meter is as per the product labelling of the Scheme available as on the date of this communication/ disclosure.' As per SEBI circular dated October 5, 2020 on product labelling (as amended from time to time), risk-o-meter will be calculated on a monthly basis based on the risk value of the scheme portfolio based on the methodology specified by SEBI in the above stated circular. The AMC shall disclose the risk-o-meter along with portfolio disclosure for all their schemes on their respective website and on AMFI website within 10 days from the close of each month. Any change in risk-o-meter shall be communicated by way of Notice cum Addendum and by way of an e-mail or SMS to unitholders of that particular Scheme.

#### Benchmark: S&P BSE India Infrastructure TRI



### HSBC Large And Mid Cap Equity Fund Riskometer

#### HSBC Large And Mid Cap Equity Fund



Investors understand that their principal will be at Very High risk

**Large & Mid Cap Fund** - An open ended equity scheme investing in both large cap and mid cap stocks.

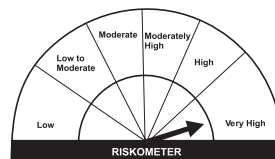
**This product is suitable for Investors who are seeking\*\*:**

- Long term wealth creation and income.
- Investment predominantly in equity and equity related securities of Large and Mid cap companies.

**\*\*Investors should consult their financial advisers if in doubt about whether the product is suitable for them.**

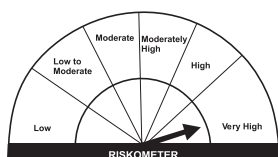
Please note that the above risk-o-meter is as per the product labelling of the Scheme available as on the date of this communication/ disclosure. As per SEBI circular dated October 5, 2020 on product labelling (as amended from time to time), risk-o-meter will be calculated on a monthly basis based on the risk value of the scheme portfolio based on the methodology specified by SEBI in the above stated circular. The AMC shall disclose the risk-o-meter along with portfolio disclosure for all their schemes on their respective website and on AMFI website within 10 days from the close of each month. Any change in risk-o-meter shall be communicated by way of Notice cum Addendum and by way of an e-mail or SMS to unitholders of that particular Scheme.

**Benchmark: NIFTY Large Midcap 250 TRI**



### HSBC Large Cap Equity Fund Riskometer

#### HSBC Large Cap Equity Fund



Investors understand that their principal will be at Very High risk

**Large Cap Fund** – An open ended equity scheme predominantly investing in large cap stocks..

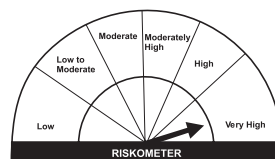
**This product is suitable for Investors who are seeking\*\*:**

- To create wealth over long term.
- Investment in predominantly large cap equity and equity related securities.

**\*\*Investors should consult their financial advisers if in doubt about whether the product is suitable for them.**

Please note that the above risk-o-meter is as per the product labelling of the Scheme available as on the date of this communication/ disclosure. As per SEBI circular dated October 5, 2020 on product labelling (as amended from time to time), risk-o-meter will be calculated on a monthly basis based on the risk value of the scheme portfolio based on the methodology specified by SEBI in the above stated circular. The AMC shall disclose the risk-o-meter along with portfolio disclosure for all their schemes on their respective website and on AMFI website within 10 days from the close of each month. Any change in risk-o-meter shall be communicated by way of Notice cum Addendum and by way of an e-mail or SMS to unitholders of that particular Scheme.

**Benchmark: Nifty 100 TRI**



### HSBC Regular Savings Fund Riskometer

#### HSBC Regular Savings Fund



Investors understand that their principal will be at Moderately High risk

**Conservative Hybrid Fund**- An open ended Hybrid Scheme investing predominantly in debt instruments.

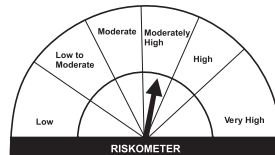
**This product is suitable for Investors who are seeking\*\*:**

- Capital appreciation over medium to long term.
- Investment in fixed income (debt and money market instruments) as well as equity and equity related securities.

**\*\*Investors should consult their financial advisers if in doubt about whether the product is suitable for them.**

Please note that the above risk-o-meter is as per the product labelling of the Scheme available as on the date of this communication/ disclosure. As per SEBI circular dated October 5, 2020 on product labelling (as amended from time to time), risk-o-meter will be calculated on a monthly basis based on the risk value of the scheme portfolio based on the methodology specified by SEBI in the above stated circular. The AMC shall disclose the risk-o-meter along with portfolio disclosure for all their schemes on their respective website and on AMFI website within 10 days from the close of each month. Any change in risk-o-meter shall be communicated by way of Notice cum Addendum and by way of an e-mail or SMS to unitholders of that particular Scheme.

**Benchmark: CRISIL Hybrid 85+15 - Conservative Index)**



### HSBC Tax Saver Equity Fund Riskometer

#### HSBC Tax Saver Equity Fund



Investors understand that their principal will be at Very High risk

**Equity Linked Savings Scheme** An open ended equity linked saving scheme with a statutory lock-in of 3 years and tax benefit.

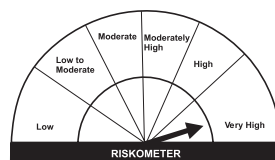
**This product is suitable for Investors who are seeking\*\*:**

- To create wealth over long term.
- Invests in equity and equity related securities with no capitilastion bias.

**\*\*Investors should consult their financial advisers if in doubt about whether the product is suitable for them.**

Please note that the above risk-o-meter is as per the product labelling of the Scheme available as on the date of this communication/ disclosure. As per SEBI circular dated October 5, 2020 on product labelling (as amended from time to time), risk-o-meter will be calculated on a monthly basis based on the risk value of the scheme portfolio based on the methodology specified by SEBI in the above stated circular. The AMC shall disclose the risk-o-meter along with portfolio disclosure for all their schemes on their respective website and on AMFI website within 10 days from the close of each month. Any change in risk-o-meter shall be communicated by way of Notice cum Addendum and by way of an e-mail or SMS to unitholders of that particular Scheme.

**Benchmark: Nifty 500 TRI**





**HSBC Managed Solution India Conservative Fund Riskometer**

**HSBC Managed Solution India - Conservative**



Investors understand that their principal will be at Moderate risk

**Fund of Funds (Domestic)** - An Open Ended Fund of Funds Scheme investing in a basket of equity, debt, Gold and other Exchange Traded Funds.

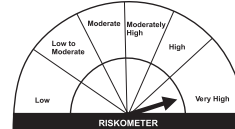
**This product is suitable for investors who are seeking\*\*:**

- To provide income over the long-term.
- Investing predominantly in units of debt mutual funds as well as in a basket of equity mutual funds, gold & other exchange traded funds and money market instruments.

**\*\*Investors should consult their financial advisers if in doubt about whether the product is suitable for them.**

Please note that the above risk-o-meter is as per the product labelling of the Scheme available as on the date of this communication/ disclosure. As per SEBI circular dated October 5, 2020 on product labelling (as amended from time to time), risk-o-meter will be calculated on a monthly basis based on the risk value of the scheme portfolio based on the methodology specified by SEBI in the above stated circular. The AMC shall disclose the risk-o-meter along with portfolio disclosure for all their schemes on their respective website and on AMFI website within 10 days from the close of each month. Any change in risk-o-meter shall be communicated by way of Notice cum Addendum and by way of an e-mail or SMS to unitholders of that particular Scheme.

**Benchmark:**  
S&P BSE 200 TRI Index

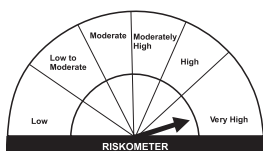


**Benchmark:**  
CRISIL Composite Bond Fund Index



**HSBC Managed Solutions India Growth Fund Riskometer**

**HSBC Managed Solutions India - Growth**



Investors understand that their principal will be at Very High risk

**Fund of Funds (Overseas/Domestic)** - An Open Ended Fund of Funds Scheme investing in a basket of equity, debt, Gold and other Exchange Traded Funds.

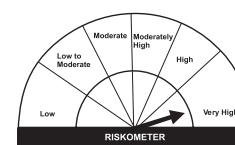
**This product is suitable for investors who are seeking\*\*:**

- To create wealth over long term
- Investing predominantly in units of equity mutual funds as well as in a basket of debt mutual funds, gold & exchange traded funds, offshore mutual funds and money market instruments.

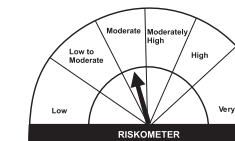
**\*\*Investors should consult their financial advisers if in doubt about whether the product is suitable for them.**

Please note that the above risk-o-meter is as per the product labelling of the Scheme available as on the date of this communication/ disclosure. As per SEBI circular dated October 5, 2020 on product labelling (as amended from time to time), risk-o-meter will be calculated on a monthly basis based on the risk value of the scheme portfolio based on the methodology specified by SEBI in the above stated circular. The AMC shall disclose the risk-o-meter along with portfolio disclosure for all their schemes on their respective website and on AMFI website within 10 days from the close of each month. Any change in risk-o-meter shall be communicated by way of Notice cum Addendum and by way of an e-mail or SMS to unitholders of that particular Scheme.

**Benchmark:**  
S&P BSE 200 TRI Index



**Benchmark:**  
CRISIL Composite Bond Fund Index



**HSBC Managed Solutions India Moderate Fund Riskometer**

**HSBC Managed Solutions India - Moderate**



Investors understand that their principal will be at High risk

**Fund of Funds (Overseas/Domestic)** - An Open Ended Fund of Funds Scheme investing in a basket of equity, debt, Gold and other Exchange Traded Funds.

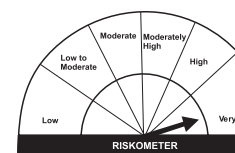
**This product is suitable for investors who are seeking\*\*:**

- To create wealth and provide income over the long term
- Investments in a basket of debt mutual funds, equity mutual funds, gold & exchange traded funds, offshore mutual funds and money market instruments.

**\*\*Investors should consult their financial advisers if in doubt about whether the product is suitable for them.**

Please note that the above risk-o-meter is as per the product labelling of the Scheme available as on the date of this communication/ disclosure. As per SEBI circular dated October 5, 2020 on product labelling (as amended from time to time), risk-o-meter will be calculated on a monthly basis based on the risk value of the scheme portfolio based on the methodology specified by SEBI in the above stated circular. The AMC shall disclose the risk-o-meter along with portfolio disclosure for all their schemes on their respective website and on AMFI website within 10 days from the close of each month. Any change in risk-o-meter shall be communicated by way of Notice cum Addendum and by way of an e-mail or SMS to unitholders of that particular Scheme.

**Benchmark:**  
CRISIL Hybrid 35+65 - Aggressive Fund Index



Disclaimer: This document has been prepared by HSBC Asset Management (India) Private Limited (HSBC) for information purposes only and should not be construed as i) an offer or recommendation to buy or sell securities, commodities, currencies or other investments referred to herein; or ii) an offer to sell or a solicitation or an offer for purchase of any of the funds of HSBC Mutual Fund; or iii) an investment research or investment advice. It does not have regard to specific investment objectives, financial situation and the particular needs of any specific person who may receive this document. Investors should seek personal and independent advice regarding the appropriateness of investing in any of the funds, securities, other investment or investment strategies that may have been discussed or referred herein and should understand that the views regarding future prospects may or may not be realized. In no event shall HSBC Mutual Fund/HSBC Asset management (India) Private Limited and / or its affiliates or any of their directors, trustees, officers and employees be liable for any direct, indirect, special, incidental or consequential damages arising out of the use of information / opinion herein.

This document is intended only for those who access it from within India and approved for distribution in Indian jurisdiction only. Distribution of this document to anyone (including investors, prospective investors or distributors) who are located outside India or foreign nationals residing in India, is strictly prohibited. Neither this document nor the units of HSBC Mutual Fund have been registered under Securities law/Regulations in any foreign jurisdiction. The distribution of this document in certain jurisdictions may be unlawful or restricted or totally prohibited and accordingly, persons who come into possession of this document are required to inform themselves about, and to observe, any such restrictions. If any person chooses to access this document from a jurisdiction other than India, then such person do so at his/her own risk and HSBC and its group companies will not be liable for any breach of local law or regulation that such person commits as a result of doing so.

© Copyright, HSBC Asset Management (India) Private Limited 2022, ALL RIGHTS RESERVED.  
HSBC Mutual Fund, 9-11th Floor, NESCO - IT Park Bldg. 3, Nesco Complex, Western Express Highway, Goregaon East, Mumbai 400063. Maharashtra.  
GST - 27AABCH0007N1ZS, Email: hsbcmf@camsonline.com | Website: www.assetmanagement.hsbc.co/in

Mutual fund investments are subject to market risks, read all scheme related documents carefully.