

# Reaching the 20-year milestone.



th  
ANNIVERSARY

**From strength to strength.**

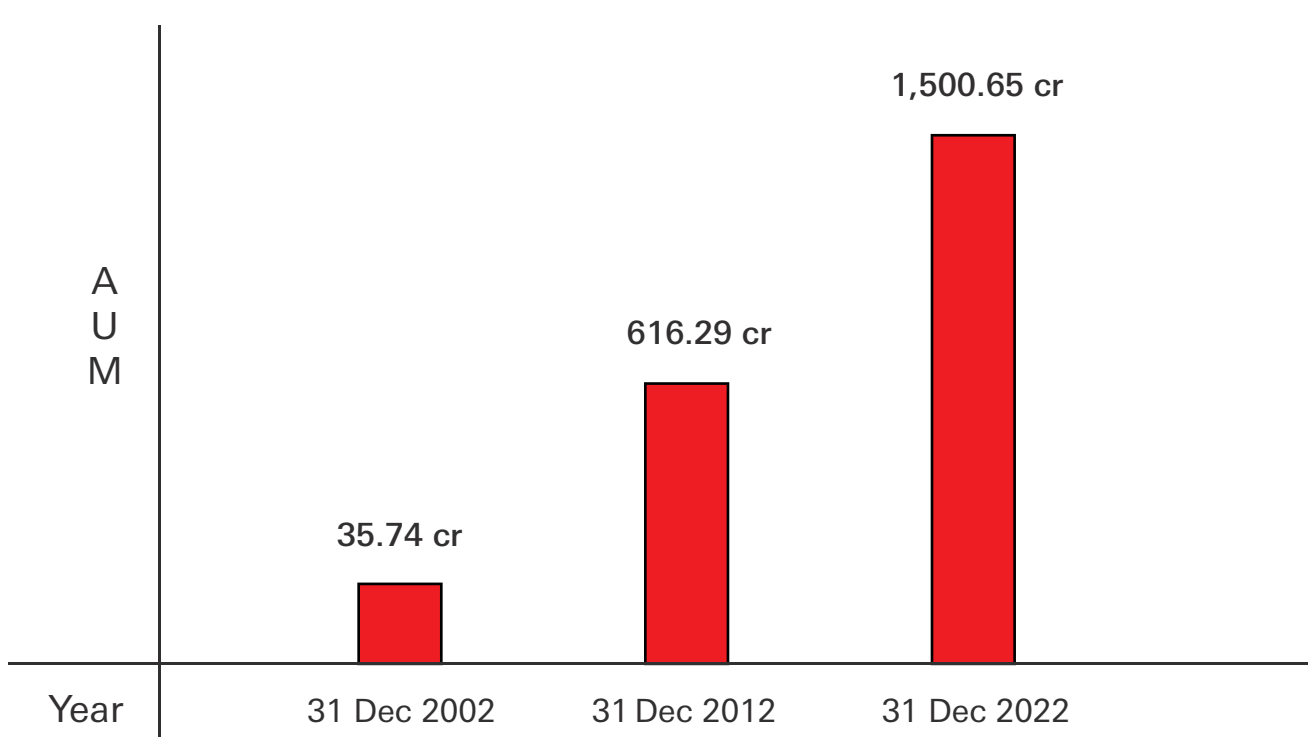
**Inception Date: 10 Dec 2002**

HSBC Mutual Fund is proud to celebrate 20 years of the HSBC Large Cap Fund! Your trusted opening batsman when it comes to investing in long-term goals for pitch-perfect innings.

Thank you for being a part of our journey so far. We look forward to helping you achieve your ambitions and connecting you to a world of global investment opportunities with some of the most competitive returns in the industry.

### Key highlights since inception:

- CAGR: **13.2%**
- Value of **Rs. 1 lakh** lump sum investment is **Rs.30.6 lakhs**<sup>^</sup>
- An SIP of Rs.10,000 per month has become **Rs. 1.06 crore**
- Assets Under Management (AUM as on 31 Dec 2022): **₹ 1,500.65 crore**



Year	AUM (cr)
31 Dec 2002	35.74
31 Dec 2012	616.29
31 Dec 2022	1,500.65

Past performance may or may not be sustained in future.

Lump Sum Performance - HSBC Large Cap Fund - Regular Growth (as on Dec 2022)									Inception Date
Fund / Benchmark (Value of Rs 10,000 invested)	1 Year		3 Years		5 Years		Since Inception		
	Amount in Rs	PTP Returns%*	Amount in Rs	PTP Returns%*	Amount in Rs	PTP Returns%*	Amount in Rs	PTP Returns%*	
HSBC Large Cap Fund – Reg <sup>8</sup>	10,106	1.07	14,303	12.67	15,918	9.73	305,542	18.58	
Scheme Benchmark (Nifty 100 TRI)	10,494	4.95	15,402	15.48	17,666	12.04	NA	NA	
Additional Benchmark (Nifty 50 TRI)	10,569	5.71	15,416	15.52	18,305	12.84	223,379	16.74	

<sup>8</sup>HSBC Large Cap Fund: The launch date of the Nifty 100 TRI is Jan 01, 2003 whereas the inception date of the scheme is Dec 10, 2002. The corresponding benchmark returns since inception of the scheme not available.

SIP Performance - HSBC Large Cap Fund - Regular Growth (as on 31 Dec 2022)					Inception Date: 10-Dec-02
Scheme Name & Benchmarks	1 Year	3 Years	5 Years	Since Inception	
Total amount invested (₹)	1,20,000	3,60,000	6,00,000	24,00,000	
Market Value as on December 31, 2022 (₹)	1,24,676	4,49,968	8,26,457	1,06,45,349	
Scheme Returns (%)	7.34	15.07	12.78	13.20	
Nifty 100 TRI - Scheme Benchmark (₹)	1,25,911	4,73,021	8,79,261	NA	
Nifty 100 TRI - Scheme Benchmark Returns (%)	9.30	18.60	15.29	NA	
Nifty 50 TRI - Additional Benchmark (₹)	1,26,680	4,75,581	8,87,596	1,17,46,431	
Nifty 50 TRI - Additional Benchmark Returns (%)	10.53	18.98	15.67	14.00	

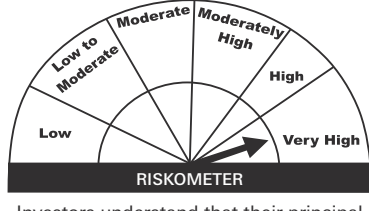
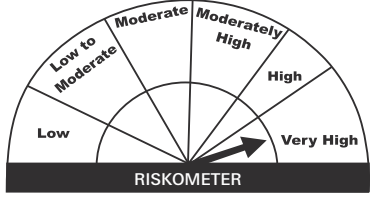
Fund Manager - Neelotpal Sahai (Scheme managed since 1 Jan 2013; Total Funds Managed - 4)  
Fund Manager - Ankur Arora (Scheme managed since 1 Jan 2013; Total Funds Managed - 3)

[Click here](#) to see the detailed performance of other funds managed by the same Fund Manager/s

**Past performance may or may not be sustained in future:** HSBC Asset Management India, Data as at 31 December 2022

Since inception returns are to be provided since the date of allotment of units. For SIP returns, monthly investment of Rs.10000 invested on the 1st day of every month has been considered. SIP Return are calculated on XIRR basis. <sup>^</sup>Value of Rs.1 lakh lump sum investment is Rs.30.6 lakhs with 13.2% CAGR (based on surviving scheme performance methodology). The performance details provided herein is of Regular Plan - Growth Option. \*Point-to-Point (PTP) returns on Standard Investment of Rs. 10,000/-, invested at the start of the period. The returns for the respective periods are provided as on last available NAV of December 2022 for the respective Schemes. Returns for 1 year and Above are Compounded Annualized Growth Rate. Returns for less than 1 year is Simple Annualized. Load is not taken into consideration for computation of performance. Different plans shall have a different expense structure. The expenses of the Direct Plan under the Scheme will be lower to the extent of the distribution expenses / commission charged to the Regular Plan. Dividends are assumed to be reinvested and bonus is adjusted. Load is not taken into consideration.

Pursuant to the transfer of schemes of L&T Mutual Fund to HSBC Mutual Fund, which was effective from the close of business hours of November 25, 2022, L&T India Large Cap Fund was merged with HSBC Large Cap Equity Fund. Accordingly, the performance of the Scheme (which is the surviving scheme i.e. HSBC Large cap Fund, out of the merger of schemes with similar features) provided above is computed as per the provisions of SEBI Circular No- SEBI/HO/IMD/DF3/CIR/P/2018/69 dated April 12, 2018 using the weighted average performance of both transferor and transferee schemes. The details of the transferor and transferee schemes please refer to our notice dated October 14, 2022 available on [www.assetmanagement.hsbc.co.in](http://www.assetmanagement.hsbc.co.in).

<p><b>HSBC Large Cap Fund (Erstwhile HSBC Large Cap Equity Fund) - Large Cap Fund –</b> An open ended equity scheme predominantly investing in large cap stocks.</p> <p><b>This product is suitable for investors who are seeking*:</b></p> <ul style="list-style-type: none"> <li>To create wealth over long term.</li> <li>Investing in predominantly large cap equity and equidomly related securities.</li> </ul> <p>(Benchmark: NIFTY 100 TRI Index)</p>	<p><b>*Riskometer of the scheme</b></p>  <p>Investors understand that their principal will be at Very High risk</p>	<p><b>Riskometer of the benchmark</b></p> 
---	--	--

\*Investors should consult their financial advisers if in doubt about whether the product is suitable for them.

Contact your Mutual Fund Distributor or Registered Investment Advisor.

Call us on 1800-200-2434 / 1800-4190-200 and start investing today.

Riskometer is as on 31 December, 2022. Any change in risk-o-meter shall be communicated by way of Notice cum Addendum and by way of an e-mail or SMS to unitholders of that particular Scheme.