

## Product Note

### HSBC Medium Duration Fund (HMDF)

(An open ended medium term debt scheme investing in instruments such that the Macaulay duration of the portfolio is between 3 years to 4 years (please refer to page no. 12 in the SID for details on Macaulay's Duration). Relatively high interest rate risk and moderate credit risk.)

December 2025

Fund Category	Fund Manager	Benchmark <sup>1, 2</sup>	Inception Date	AUM <sup>3</sup> &
Medium Duration Fund	Shriram Ramanathan	NIFTY Medium Duration Debt Index A-III	2 Feb 2015	Rs. 787.59 Cr

Quantitative Data		Minimum Investment		
Average Maturity	5.56 Years	Lumpsum	SIP	Additional Purchase
Modified Duration	3.57 Years	₹ 5,000	₹ 500	₹ 1,000
Macaulay Duration <sup>^</sup>	3.73 Years			
Yield to Maturity	7.42%			

### Why HSBC Medium Duration Fund?

- Aims to create alpha by identifying pockets of value propositions, vis-à-vis yield curve steepness, attractive carry opportunities, elevated credit spreads, etc.
- Rigorous credit selection process to ensure good portfolio quality
- Aim to demonstrate ability to strategically manage Duration in periods of volatile interest rates
- A strategy combining a prudent mix of strategic Duration calls and Accrual product is well suited for investors with 3 year horizon

### Fund Approach

- Aims at delivering yield pick up through judicious exposure to high quality/relatively less liquid space, while keeping adequate liquidity
- Ability to opportunistically evaluate deals with good yield pick up given the high proportion of G-Sec in the portfolio
- Strategic duration management in an Accrual product

### Investment Objective

To seek to generate income by investing primarily in debt and money market securities. There is no assurance that the objective of the Scheme will be realised and the Scheme does not assure or guarantee any returns.

**Entry Load\***: Not Applicable, **Exit Load**: NIL, No entry load will be charged to the investor.

**Month End Total Expenses Ratios (Annualized)<sup>4</sup>** – Regular<sup>5</sup>: 1.02%, Direct: 0.40%

<sup>1</sup> As per clause 1.9 of the SEBI Master Circular dated June 27, 2024, on 'Guiding Principles for bringing uniformity in Benchmarks of Mutual Fund Schemes' has introduced two-tiered structure for benchmarking of certain categories of schemes. Accordingly, the benchmark has been classified as Tier 1 benchmark effective from 01 December 2021. <sup>2</sup> Fund's benchmark has changed with effect from May 01, 2024.

<sup>3</sup> AUM is as on 30 November 2025

<sup>4</sup> TER Annualized TER including GST on Investment Management Fees

<sup>5</sup> Continuing plans

& For disclosure of quarterly AUM/AAUM and AUM by geography, please visit our website: <https://www.assetmanagement.hsbc.co.in/en/mutual-funds/investor-resources/information-library/#&accordion1446811090=4>

<sup>^</sup> The Macaulay duration is the weighted average term to maturity of the cash flows from a bond. The weight of each cash flow is determined by dividing the present value of the cash flow by the price.

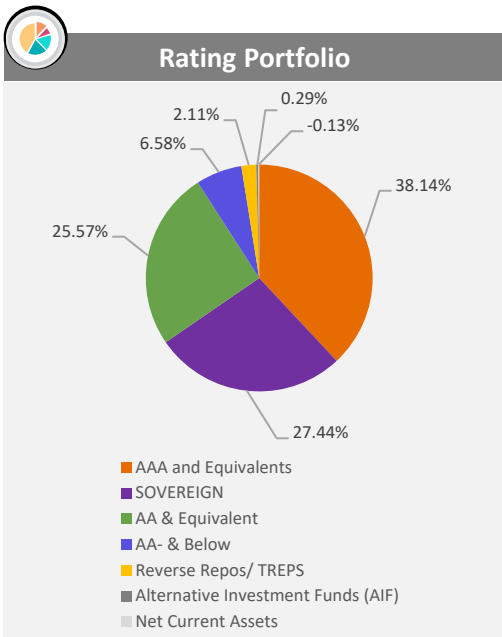
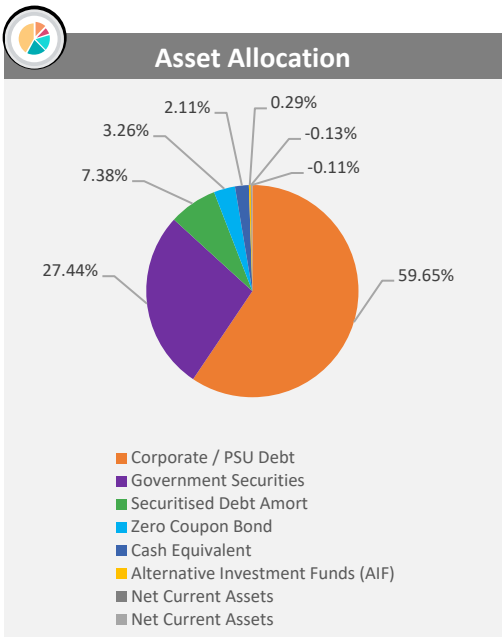
**Note:** The sector(s)/stock(s)/issuer(s) mentioned in this document do not constitute any research report nor it should be considered as an investment research, investment recommendation or advice to any reader of this content to buy or sell any stocks / investments. The Fund/portfolio may or may not have any existing / future position in these sector(s)/stock(s)/issuer(s).

Source – HSBC Mutual Fund, Data as of 30 November 2025. **Past performance may or may not be sustained in future and is not a guarantee of any future returns.**

## Portfolio

Issuer	Rating	% to Net Assets
<b>Corporate Bonds / Debentures</b>		<b>59.65%</b>
National Bank for Agriculture & Rural Development	CRISIL AAA	5.90%
Small Industries Development Bank of India	CRISIL AAA	5.22%
LIC Housing Finance Limited	CRISIL AAA	5.20%
Delhi International Airport Limited	ICRA AA	4.00%
Vedanta Limited	ICRA AA	3.44%
Indian Railway Finance Corporation Limited	CRISIL AAA	3.38%
360 One Prime Limited	ICRA AA	3.32%
Bajaj Housing Finance Limited	CRISIL AAA	3.32%
Aditya Birla Renewables Limited	CRISIL AA	3.27%
Aditya Birla Digital Fashion Ventures Limited	CRISIL AA-	3.27%
Housing and Urban Development Corporation Limited	ICRA AAA	3.27%
Piramal Finance Limited	CARE AA	3.19%
MAS Financial Services Limited	CARE AA-	2.64%
Motilal Oswal Finvest Limited	CRISIL AA	2.62%
IIFL Finance Limited	CRISIL AA	2.47%
Jamnagar Utilities and Power Pvt Limited (Mukesh Ambani Group)	CRISIL AAA	2.40%
Cube Highway Trust	ICRA AAA	1.30%
Embassy Office Parks REIT	CRISIL AAA	0.77%
IndoStar Capital Finance Limited	CARE AA-	0.67%
<b>Securitised Debt Amort</b>		<b>7.38%</b>
Siddhivinayak Securitisation Trust (PTC of loan pool from Mukesh Ambani group entity)	CRISIL AAA(SO)	3.26%
Dhruva XXIV (PTC of pools from Five-Star Business Finance Limited)	ICRA AAA(SO)	2.32%
Vajra 011 Trust (PTC of pools from Veritas Finance Private Limited)	ICRA AAA(SO)	1.62%
Sansar Trust IX (PTC of pools from Shriram Finance Limited)	ICRA AAA(SO)	0.18%
<b>ZCB</b>		<b>3.26%</b>
0% JTPM METAL TRADERS (P/C290928) 300430	CRISIL AA	3.26%
<b>Government Securities</b>		<b>27.44%</b>
6.33% GOI 05MAY2035	SOVEREIGN	7.06%
7.24% GOI 18 Aug 2055	SOVEREIGN	5.78%
6.79% GOI 07OCT2034	SOVEREIGN	5.52%
6.68% GOI 07Jul2040	SOVEREIGN	5.10%
7.10% GOI 08APR2034	SOVEREIGN	3.98%
<b>Alternative Investment Funds (AIF)</b>		<b>0.29%</b>
CDMDF CLASS A2	AIF	0.29%
<b>Cash Equivalent</b>		<b>1.98%</b>
<b>TREPS*</b>		<b>2.11%</b>
<b>Net Current Assets</b>		<b>-0.13%</b>
<b>Total Net Assets as on 30-November-2025</b>		<b>100.00%</b>

\*TREPS : Tri-Party Repo fully collateralized by G-Sec



Fund Manager - Shriram Ramanathan Effective 02 Feb 2015. Total Schemes Managed - 9

Lump Sum Investment Performance											Inception Date
Fund / Benchmark (Value of Rs 10,000 invested)	1 Year		3 Years		5 Years		10 Years		Since Inception		
	Amount in ₹	Returns %	Amount in ₹	Returns %	Amount in ₹	Returns %	Amount in ₹	Returns %	Amount in ₹	Returns %	
HSBC Medium Duration Fund - Regular Plan~~	10816	8.18	12500	7.73	13491	6.17	19393	6.85	20970	7.08	02-Feb-15
Scheme Benchmark (NIFTY Medium Duration Debt Index A-III)	10824	8.26	12465	7.63	13229	5.75	20432	7.40	21793	7.46	
Additional Benchmark (CRISIL 10 year Gilt Index)	10707	7.09	12620	8.07	12895	5.21	18994	6.62	19835	6.53	
HSBC Medium Duration Fund - Direct Plan~~	10888	8.91	12763	8.48	14026	6.99	21073	7.74	22944	7.97	02-Feb-15
Scheme Benchmark (NIFTY Medium Duration Debt Index A-III)	10824	8.26	12465	7.63	13229	5.75	20432	7.40	21793	7.46	
Additional Benchmark (CRISIL 10 year Gilt Index)	10707	7.09	12620	8.07	12895	5.21	18994	6.62	19835	6.53	

**Past performance may or may not be sustained in future and is not a guarantee of any future returns.** The performance details provided herein are of Regular as well as Direct Plan - Growth Option. Returns on ₹10,000 are point-to-point returns for the specific time period, invested at the start of the period. The returns for the respective periods are provided as on last available NAV of November 2025 for the respective schemes. Returns for 1 year and above are Compounded Annualized. Returns for less than 1 year is Simple Annualized. Load is not taken into consideration for computation of performance. Different plans shall have a different expense structure. The expenses of the Direct Plan under the Scheme will be lower to the extent of the distribution expenses / commission charged to the Regular Plan.

As per clause 5.9.1 of the SEBI Master Circular dated June 27, 2024, the scheme returns vis-à-vis the benchmark return (Total Return Index) shall be disclosed are provided from the date of allotment of units.

Post merger performance of the surviving scheme, arising out of merger of schemes with similar features, is computed as per the provisions of clause 13.4 of the SEBI Master Circular dated June 27, 2024, on Disclosure of Performance of Schemes post-merger using the weighted average performance of both transferor and transferee schemes. In other cases, performance is computed using the Applicable NAV of the surviving/continuing schemes. ~ Face value Rs 10


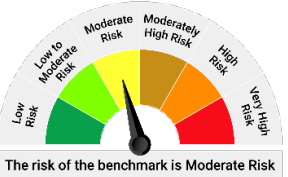
Returns for Debt schemes has been calculated as on last business day NAV provided as on 30 November 2025.

Source: HSBC Mutual Fund, data as on 30 November 2025

[Click here](#) to check other funds performance managed by the Fund Manager

Note : Please refer to Scheme Information Document for more details on Asset Allocation of the scheme.

Product Label

Scheme name and Type of scheme	*Scheme Risk-o-meter	Benchmark Risk-o-meter (as applicable)
<p><b>HSBC Medium Duration Fund</b></p> <p>(An open ended medium term debt scheme investing in instruments such that the Macaulay duration of the portfolio is between 3 years to 4 years (please refer to page no. 12 in the SID for details on Macaulay's Duration). Relatively high interest rate risk and moderate credit risk.)</p> <p><b>This product is suitable for investors who are seeking*:</b></p> <ul style="list-style-type: none"><li>• Generation of income over medium term</li><li>• Investment primarily in debt and money market securities</li></ul>	 <p>The risk of the scheme is Moderately High Risk</p>	<p>As per AMFI Tier 1. Benchmark Index: <b>NIFTY Medium Duration Debt Index A-III</b></p>  <p>The risk of the benchmark is Moderate Risk</p>

\* Investors should consult their financial advisers if in doubt about whether the product is suitable for them.

**Note on Risk-o-meters:** Riskometer is as on 30 November 2025, Any change in risk-o-meter shall be communicated by way of Notice cum Addendum and by way of an e-mail or SMS to unitholders of that particular scheme

Potential Risk Class (HSBC Medium Duration Fund)

Credit Risk →	Relatively Low (Class A)	Moderate (Class B)	Relatively High (Class C)
Interest Rate Risk ↓			
Relatively Low (Class I)			
Moderate (Class II)			
Relatively High (Class III)		B-III	
A Scheme with Relatively High interest rate risk and Moderate credit risk.			

Potential Risk Class ('PRC') matrix indicates the maximum interest rate risk (measured by Macaulay Duration of the scheme) and maximum credit risk (measured by Credit Risk Value of the scheme) the fund manager can take in the scheme. PRC matrix classification is done in accordance with and subject to the methodology/guidelines prescribed by SEBI to help investors take informed decision based on the maximum interest rate risk and maximum credit risk the fund manager can take in the scheme, as depicted in the PRC matrix.

Past performance may or may not be sustained in future and is not a guarantee of any future returns. Source: HSBC Mutual Fund, data as on 30 November 2025

Investors are requested to note that as per SEBI (Mutual Funds) Regulations, 1996 and guidelines issued thereunder, HSBC AMC, its employees and/or empaneled distributors/agents are forbidden from guaranteeing/promising/assuring/predicting any returns or future performances of the schemes of HSBC Mutual Fund. Hence please do not rely upon any such statements/commitments. If you come across any such practices, please register a complaint via email at [investor.line@mutualfunds.hsbc.co.in](mailto:investor.line@mutualfunds.hsbc.co.in).

**Disclaimer:** This document has been prepared by HSBC Mutual Fund for information purposes only and should not be construed as i) an offer or recommendation to buy or sell securities, commodities, currencies or other investments referred to herein; or ii) an offer to sell or a solicitation or an offer for purchase of any of the funds of HSBC Mutual Fund; or iii) an investment research or investment advice. It does not have regard to specific investment objectives, financial situation and the particular needs of any specific person who may receive this document. Investors should seek personal and independent advice regarding the appropriateness of investing in any of the funds, securities, other investment or investment strategies that may have been discussed or referred herein and should understand that the views regarding future prospects may or may not be realized. In no event shall HSBC Mutual Fund/HSBC Asset management (India) Private Limited and / or its affiliates or any of their directors, trustees, officers and employees be liable for any direct, indirect, special, incidental or consequential damages arising out of the use of information / opinion herein.

This document is intended only for those who access it from within India and approved for distribution in Indian jurisdiction only. Distribution of this document to anyone (including investors, prospective investors or distributors) who are located outside India or foreign nationals residing in India, is strictly prohibited. Neither this document nor the units of HSBC Mutual Fund have been registered under Securities law/Regulations in any foreign jurisdiction. The distribution of this document in certain jurisdictions may be unlawful or restricted or totally prohibited and accordingly, persons who come into possession of this document are required to inform themselves about, and to observe, any such restrictions. If any person chooses to access this document from a jurisdiction other than India, then such person do so at his/her own risk and HSBC and its group companies will not be liable for any breach of local law or regulation that such person commits as a result of doing so.

© Copyright. HSBC Mutual Fund 2025, ALL RIGHTS RESERVED.  
HSBC Mutual Fund, 9-11th Floor, NESCO - IT Park Bldg. 3, Nesco Complex, Western Express Highway, Goregaon East, Mumbai 400063. Maharashtra.  
GST - 27AABCH0007N1ZS, Email: [investor.line@mutualfunds.hsbc.co.in](mailto:investor.line@mutualfunds.hsbc.co.in) | Website: [www.assetmanagement.hsbc.co/in](http://www.assetmanagement.hsbc.co/in)

Mutual Fund investments are subject to market risks, read all scheme related documents carefully.