

## Product Note

### HSBC Corporate Bond Fund (HCBF)

(An open ended debt scheme predominantly investing in AA+ and above rated corporate bonds. A relatively high interest rate risk and relatively low credit risk)

January 2025

Fund Category	Fund Manager	Benchmark <sup>1, 2</sup>	Inception Date	AUM <sup>3&amp;</sup>
Corporate Bond	Kapil Punjabi and Shriram Ramanathan	NIFTY Corporate Bond Index A-II	31 Mar 1997	Rs. 5,702.50 Cr

Quantitative Data		Minimum Investment		
Average Maturity	3.58 years	Lumpsum	SIP	Additional Purchase
Modified Duration	2.96 years	₹ 5,000	₹ 500	₹ 1,000
Macaulay Duration	3.14 years			
Yield to Maturity	7.33%			

### Why Corporate Bond Fund?

- The fund's portfolio would carry a relatively low credit risk by virtue of its focus on investing predominantly in AAA rated credits
- Aims to create a corpus through inflation-adjusted returns

### Fund Approach

- HSBC Corporate Bond Fund follows a passive roll-down strategy targeting a maturity of July - Sept 2028, with 100% of the portfolio invested in AAA Corporate bonds and Government Securities
- The fund endeavors to remain invested in bonds of AAA rated companies
- The fund aims to generate significant proportion of the total returns in the form of income yield from accrual of high-quality credit

**Exit Load:** Nil, No entry load will be charged to the investor.

**Month End Total Expenses Ratios (Annualized)<sup>4</sup> – Regular<sup>5</sup>:** 0.64%, Direct: 0.30%.

<sup>1</sup> As per clause 1.9 of the SEBI Master Circular dated June 27, 2024, on 'Guiding Principles for bringing uniformity in Benchmarks of Mutual Fund Schemes' has introduced two-tiered structure for benchmarking of certain categories of schemes. Accordingly, the benchmark has been classified as Tier 1 benchmark effective from 01 December 2021. <sup>2</sup> Fund's benchmark has changed with effect from May 01, 2024.

<sup>3</sup> AUM is as on 31 December 2024

<sup>4</sup> TER Annualized TER including GST on Investment Management Fees

<sup>5</sup> Continuing plans.

&For disclosure of quarterly AUM/AAUM and AUM by geography, please visit our website: <https://www.assetmanagement.hsbc.co.in/en/mutual-funds/investor-resources/information-library#&accordion1446811090=4>

**Note:** The sector(s)/stock(s)/issuer(s) mentioned in this document do not constitute any research report nor it should be considered as an investment research, investment recommendation or advice to any reader of this content to buy or sell any stocks / investments. The Fund/portfolio may or may not have any existing / future position in these sector(s)/stock(s)/issuer(s).

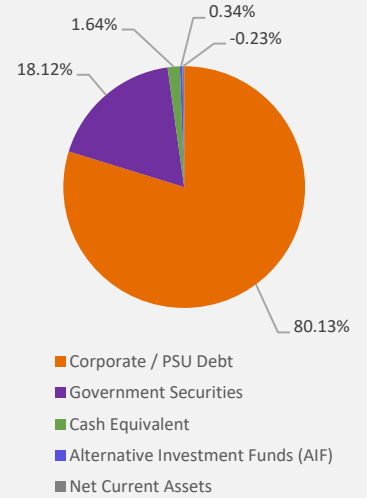
Source – HSBC Mutual Fund, Data as on 31 December 2024. **Past performance may or may not be sustained in the future and is not indicative of future results.**

## Portfolio

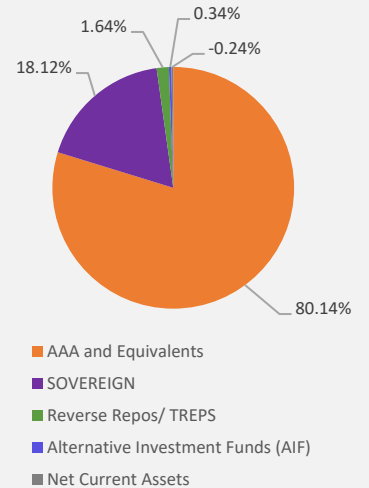
Issuer	Rating	% to Net Assets
<b>Corporate Bonds / Debentures</b>		<b>80.13%</b>
National Bank for Agriculture & Rural Development	CRISIL AAA	7.73%
HDFC Bank Limited	CRISIL AAA	7.07%
NTPC Limited	CRISIL AAA	7.05%
National Highways Authority of India	CRISIL AAA	6.86%
Small Industries Development Bank of India	CRISIL AAA	6.63%
Power Grid Corporation of India Limited	CRISIL AAA	6.52%
Rec Limited	CRISIL AAA	5.74%
Indian Oil Corporation Limited	CRISIL AAA	5.50%
LIC Housing Finance Limited	CRISIL AAA	5.34%
Bajaj Finance Limited	CRISIL AAA	4.08%
Housing and Urban Development Corporation Limited	CARE AAA / ICRA AAA	3.55%
Export Import Bank of India	CRISIL AAA	2.90%
Indian Railway Finance Corporation Limited	CRISIL AAA	2.73%
Kotak Mahindra Prime Limited	CRISIL AAA	2.73%
Power Finance Corporation Limited	CRISIL AAA	2.65%
ICICI Bank Limited	CARE AAA	2.14%
Bajaj Housing Finance Limited	CRISIL AAA	0.92%
<b>Government Securities</b>		<b>18.12%</b>
7.38% GOI 20JUN2027	SOVEREIGN	5.53%
7.37% GOI 23OCT2028	SOVEREIGN	3.72%
7.06% GOI 10APR28	SOVEREIGN	2.88%
7.15% KARNATAKA 09OCT28 SDL	SOVEREIGN	2.68%
6.44% MAHARASHTRA 12AUG28 SDL	SOVEREIGN	0.88%
6.47% MAHARASHTRA 21OCT2028 SDL	SOVEREIGN	0.87%
7.18% MAHARASHTRA 28JUN2029 SDL	SOVEREIGN	0.44%
6.35% MAHARASHTRA SDL 25Nov2028	SOVEREIGN	0.43%
7.05% Gujarat SGS 14Aug2028	SOVEREIGN	0.37%
7.69% GUJARAT 20 Dec 2027 SDL	SOVEREIGN	0.27%
7.17% GOI 08JAN28	SOVEREIGN	0.05%
<b>Alternative Investment Funds (AIF)</b>		<b>0.34%</b>
CDMDF CLASS A2	AIF	0.34%
<b>Cash Equivalent</b>		<b>1.41%</b>
<b>TREPS*</b>		<b>1.64%</b>
<b>Net Current Assets</b>		<b>-0.23%</b>
<b>Total Net Assets as on 31-December-2024</b>		<b>100.00%</b>

\*TREPS : Tri-Party Repo

## Asset Allocation



## Rating Portfolio



Investment Objective

To generate regular return by investing predominantly in AA+ and above rated debt and money market instruments. There is no assurance that the objective of the Scheme will be realised and the Scheme does not assure or guarantee any returns.

Fund Manager - Kapil Punjabi Effective 01 May 2024. Total Schemes Managed - 17  
Fund Manager - Shriram Ramanathan Effective 30 Jun 2014. Total Schemes Managed - 11

Lump Sum Investment Performance									Inception Date
Fund / Benchmark (Value of Rs 10,000 invested)	1 Year		3 Years		5 Years		Since Inception		
	Amount in ₹	Returns %	Amount in ₹	Returns %	Amount in ₹	Returns %	Amount in ₹	Returns %	
HSBC Corporate Bond Fund - Regular Plan <sup>***</sup>	10807	8.00	11759	5.54	13713	6.51	69803	7.25	31-Mar-97
Scheme Benchmark (NIFTY Corporate Bond Index A-II)	10760	7.53	11894	5.95	13625	6.37	NA	NA	
Additional Benchmark (CRISIL 10 year Gilt Index)	10960	9.51	11868	5.87	13143	5.61	NA	NA	



**Past performance may or may not be sustained in the future and is not indicative of future results.** The performance details provided herein are of Regular Plan - Growth Option. Returns on ₹10,000 are point-to-point returns for the specific time period, invested at the start of the period. The returns for the respective periods are provided as on last available NAV of December 2024 for the respective schemes. Returns for 1 year and above are Compounded Annualized. Returns for less than 1 year is Simple Annualized. Load is not taken into consideration for computation of performance. Different plans shall have a different expense structure. The expenses of the Direct Plan under the Scheme will be lower to the extent of the distribution expenses / commission charged to the Regular Plan.

As per clause 5.9.1 of the SEBI Master Circular dated June 27, 2024, the scheme returns vis-à-vis the benchmark return (Total Return Index) shall be disclosed are provided from the date of allotment of units.

Post merger performance of the surviving scheme, arising out of merger of schemes with similar features, is computed as per the provisions of clause 13.4 of the SEBI Master Circular dated June 27, 2024, on Disclosure of Performance of Schemes post-merger using the weighted average performance of both transferor and transferee schemes. In other cases, performance is computed using the Applicable NAV of the surviving/continuing schemes. ~ Face value Rs 10

Source: HSBC Mutual Fund, data as on 31 December 2024  
[Click here](#) to check other funds performance managed by the Fund Manager

Product Label

Scheme name and Type of scheme	*Scheme Risk-o-meter	Benchmark Risk-o-meter (as applicable)
<b>HSBC Corporate Bond Fund</b>  (An open ended debt scheme predominantly investing in AA+ and above rated corporate bonds. A relatively high interest rate risk and relatively low credit risk)  <b>This product is suitable for investors who are seeking*:</b> <ul style="list-style-type: none"><li>• Generation of regular and stable income over medium to long term</li><li>• Investment predominantly in AA+ and above rated corporate bonds and money market instruments</li></ul>	 The risk of the scheme is Moderate Risk	As per AMFI Tier 1. Benchmark Index: <b>NIFTY Corporate Bond Index A-II</b>  The risk of the benchmark is Moderate Risk

\* Investors should consult their financial advisers if in doubt about whether the product is suitable for them.

**Note on Risk-o-meters:** Riskometer is as on 31 December 2024, Any change in risk-o-meter shall be communicated by way of Notice cum Addendum and by way of an e-mail or SMS to unitholders of that particular scheme

Potential Risk Class (HSBC Corporate Bond Fund)			
Credit Risk →	Relatively Low (Class A)	Moderate (Class B)	Relatively High (Class C)
Interest Rate Risk ↓			
Relatively Low (Class I)			
Moderate (Class II)			
Relatively High (Class III)	A-III		
A Scheme with Relatively High interest rate risk and Low credit risk.			

Potential Risk Class (‘PRC’) matrix indicates the maximum interest rate risk (measured by Macaulay Duration of the scheme) and maximum credit risk (measured by Credit Risk Value of the scheme) the fund manager can take in the scheme. PRC matrix classification is done in accordance with and subject to the methodology/guidelines prescribed by SEBI to help investors take informed decision based on the maximum interest rate risk and maximum credit risk the fund manager can take in the scheme, as depicted in the PRC matrix.

**Past performance may or may not be sustained in the future and is not indicative of future results.** Source: HSBC Mutual Fund, data as on 31 December 2024

Investors are requested to note that as per SEBI (Mutual Funds) Regulations, 1996 and guidelines issued thereunder, HSBC AMC, its employees and/or empaneled distributors/agents are forbidden from guaranteeing/promising/assuring/predicting any returns or future performances of the schemes of HSBC Mutual Fund. Hence please do not rely upon any such statements/commitments. If you come across any such practices, please register a complaint via email at [investor.line@mutualfunds.hsbc.co.in](mailto:investor.line@mutualfunds.hsbc.co.in).

**Disclaimer:** This document has been prepared by HSBC Mutual Fund for information purposes only and should not be construed as i) an offer or recommendation to buy or sell securities, commodities, currencies or other investments referred to herein; or ii) an offer to sell or a solicitation or an offer for purchase of any of the funds of HSBC Mutual Fund; or iii) an investment research or investment advice. It does not have regard to specific investment objectives, financial situation and the particular needs of any specific person who may receive this document. Investors should seek personal and independent advice regarding the appropriateness of investing in any of the funds, securities, other investment or investment strategies that may have been discussed or referred herein and should understand that the views regarding future prospects may or may not be realized. In no event shall HSBC Mutual Fund/HSBC Asset management (India) Private Limited and / or its affiliates or any of their directors, trustees, officers and employees be liable for any direct, indirect, special, incidental or consequential damages arising out of the use of information / opinion herein.

This document is intended only for those who access it from within India and approved for distribution in Indian jurisdiction only. Distribution of this document to anyone (including investors, prospective investors or distributors) who are located outside India or foreign nationals residing in India, is strictly prohibited. Neither this document nor the units of HSBC Mutual Fund have been registered under Securities law/Regulations in any foreign jurisdiction. The distribution of this document in certain jurisdictions may be unlawful or restricted or totally prohibited and accordingly, persons who come into possession of this document are required to inform themselves about, and to observe, any such restrictions. If any person chooses to access this document from a jurisdiction other than India, then such person do so at his/her own risk and HSBC and its group companies will not be liable for any breach of local law or regulation that such person commits as a result of doing so.

© Copyright. HSBC Mutual Fund 2025, ALL RIGHTS RESERVED.

HSBC Mutual Fund, 9-11th Floor, NESCO - IT Park Bldg. 3, Nesco Complex, Western Express Highway, Goregaon East, Mumbai 400063. Maharashtra.  
GST - 27AABCH0007N1ZS, Email: [investor.line@mutualfunds.hsbc.co.in](mailto:investor.line@mutualfunds.hsbc.co.in) | Website: [www.assetmanagement.hsbc.co/in](http://www.assetmanagement.hsbc.co/in)

**Mutual Fund investments are subject to market risks, read all scheme related documents carefully.**