

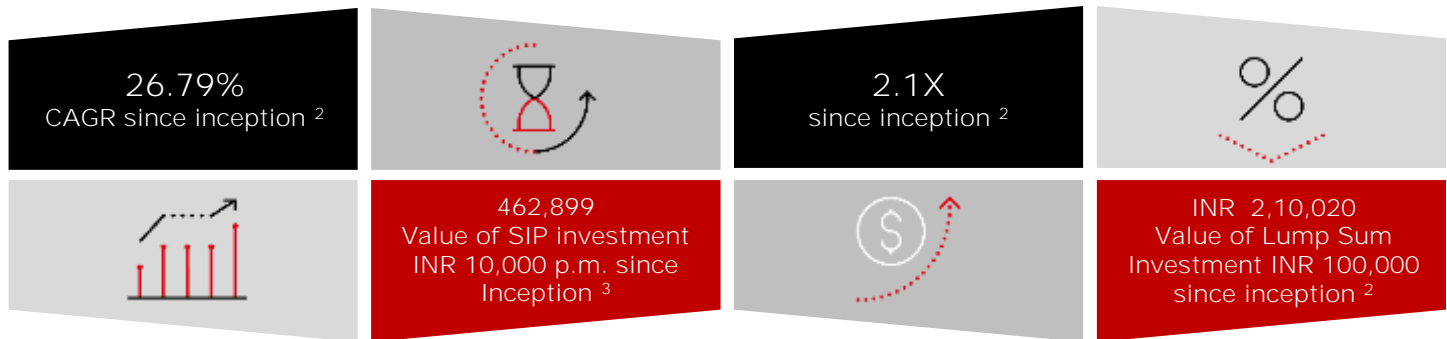
## Product Note

### HSBC Nifty 50 Index Fund (HNIF) (Formerly known as L&T Nifty 50 Index Fund)

Index Fund - An open-ended Equity Scheme tracking NIFTY 50 Index.

June 2023

Fund Category	Fund Manager	Benchmark <sup>1</sup>	Inception Date	AUM
Index Fund	Praveen Ayathan	Nifty 50 TRI	15 Apr 2020	Rs. 182.37 Cr



Portfolio	% of net assets	Sector - Allocation	% of net assets
Reliance Industries Limited	10.25%	Banks	27.30%
HDFC Bank Limited	8.71%	IT - Software	12.97%
ICICI Bank Limited	8.13%	Petroleum Products	10.68%
Housing Development Finance Corporation Limited	5.87%	Finance	9.11%
Infosys Limited	5.77%	Diversified FMCG	7.74%
ITC Limited	4.82%	Automobiles	5.81%
Tata Consultancy Services Limited	4.13%	Construction	3.27%
Kotak Mahindra Bank Limited	3.63%	Consumer Durables	3.21%
Larsen & Toubro Limited	3.27%	Pharmaceuticals & Biotechnology	3.11%
Axis Bank Limited	3.07%	Telecom - Services	2.56%

<sup>1</sup> SEBI vide its circular no. SEBI/HO/IMD/IMD-II DF3/P/ CIR/2021/652 dated October 27, 2021, on 'Guiding Principles for bringing uniformity in Benchmarks of Mutual Fund Schemes' has introduced two-tiered structure for benchmarking of certain categories of schemes. Accordingly, the benchmark has been classified as Tier 1 benchmark. Furthermore, the same is effective from 01 December 2021

<sup>2</sup> As on 31 May 2023 of Growth option. During the same period, scheme benchmark (Nifty 50 TRI) has moved by 2.1X to Rs 2,15,310 from Rs 100,000 and delivered return of 27.80%. Please refer page no. 3 for detailed performance of HSBC Nifty 50 Index Fund.

<sup>3</sup> During the same period, value of scheme benchmark (Nifty Next 50 TRI) has moved to 4,68,270

<sup>4</sup> Exit Load - If the units redeemed or switched out are upto 10% of the units purchased or switched in ("the limit") within 1 year from the date of allotment - Nil

• If units redeemed or switched out are over and above the limit within 1 year from the date of allotment - 1% • If units are redeemed or switched out on or after 1 year from the date of allotment - Nil

<sup>5</sup> Continuing plans

Data as on 31 May 2023 unless otherwise given

## Why HSBC Nifty 50 Index Fund?

- The scheme will adopt a passive investment strategy
- Invests in stocks comprising the Nifty 50 index in the same proportion as in the index with the objective of achieving returns equivalent to the Total Returns Index of Nifty 50 index by minimizing the performance difference between the benchmark index and the scheme
- The Total Returns Index is an index that reflects the returns on the index from index gain/ loss plus dividend payments by the constituent stocks
- To create a corpus through generating inflation-adjusted returns to cater to long-term goals

## Investment Objective

The scheme will adopt a passive investment strategy. The scheme will invest in stocks comprising the Nifty 50 index in the same proportion as in the index with the objective of achieving returns equivalent to the Total Returns Index of Nifty 50 index by minimizing the performance difference between the benchmark index and the scheme. The Total Returns Index is an index that reflects the returns on the index from index gain/ loss plus dividend payments by the constituent stocks. There is no assurance that the investment objective of the scheme will be realized.

Load / Expenses	
Entry Load	NA
Exit Load - NIL (after 1 year), 1% (before 1 year) <sup>4</sup>	
Expense ratio (Other than Direct) <sup>5</sup>	0.45%
Expense ratio (Direct)	0.20%

<sup>4</sup> Exit Load - If the units redeemed or switched out are upto 10% of the units purchased or switched in ("the limit") within 1 year from the date of allotment - Nil

• If units redeemed or switched out are over and above the limit within 1 year from the date of allotment - 1% • If units are redeemed or switched out on or after 1 year from the date of allotment - Nil

<sup>5</sup> Continuing plans

Fund Manager - Praveen Ayathan (No of Schemes Managed – 3) - Managing Fund Since 15 Apr 2020 and Sonal Gupta (No of Schemes Managed - 4, for investment in foreign securities)

Lump Sum Investment Performance									Inception Date
Fund / Benchmark (Value of Rs 10,000 invested)	1 Year		3 Years		5 Years		Since Inception		
	Amount in Rs	PTP Returns %	Amount in Rs	PTP Returns %	Amount in Rs	PTP Returns %	Amount in Rs	PTP Returns %	
HSBC Nifty 50 Index Fund - Regular	11226	12.26	19601	25.10	NA	NA	21002	26.79	15-April-20
Scheme Benchmark (Nifty 50 TRI)	11294	12.94	20037	26.02	NA	NA	21531	27.80	
Additional Benchmark (S&P BSE Sensex TRI)	11405	14.05	20037	26.02	NA	NA	21408	27.57	

Performance of other funds managed by the Fund Manager									Inception Date
Fund / Benchmark (Value of Rs 10,000 invested)	1 Year		3 Years		5 Years		Since Inception		
	Amount in Rs	PTP Returns %	Amount in Rs	PTP Returns %	Amount in Rs	PTP Returns %	Amount in Rs	PTP Returns %	
HSBC Nifty Next 50 Index Fund-Regular	10745	7.45	17343	20.11	NA	NA	18079	20.86	15-April-20
Scheme Benchmark (Nifty Next 50 TRI)	10867	8.67	17920	21.42	NA	NA	18709	22.19	
Additional Benchmark (Nifty 50 TRI)	11294	12.94	20037	26.02	NA	NA	21531	27.80	
HSBC Arbitrage Fund-Regular	10532	5.32	11237	3.96	12730	4.94	16435	5.73	30-Jun-14
Scheme Benchmark (Nifty 50 Arbitrage Index)	10554	5.54	11261	4.03	12541	4.63	15881	5.32	
Additional Benchmark (Nifty 50 TRI)	11294	12.94	20037	26.02	18344	12.89	27149	11.84	

Past performance may or may not be sustained in the future. Refer note below.

Name of Scheme	Fund Manager	No. of funds managed and Co-managed
HSBC Nifty 50 Index Fund	Praveen Ayathan- Since Apr 15, 2020	Praveen Ayathan-3
HSBC Nifty Next 50 Index Fund	Praveen Ayathan- Since Apr 15, 2020	Praveen Ayathan-3
HSBC Arbitrage Fund	Praveen Ayathan (Equity) - Since Jun 30, 2014 Ritesh Jain (Fixed Income) - Since Nov 26, 2022	Praveen Ayathan-3 Ritesh Jain-5

SIP Performance HSBC Nifty 50 Index Fund - Regular					Inception Date: 16-Apr-20
Scheme Name & Benchmarks	1 Year	3 Years	5 Years	Since Inception	
Total amount invested (₹)	120000	360000	NA	370000	
Market Value as on May 31, 2023 (₹)	127,729	442,704	NA	462,899	
Scheme Returns (%)	12.22	13.93	NA	14.71	
Nifty 50 TRI - Scheme Benchmark (₹)	128,149	447,595	NA	468,270	
Nifty 50 TRI - Scheme Benchmark Returns (%)	12.89	14.70	NA	15.49	
S&P BSE Sensex TRI - Additional Benchmark (₹)	128,716	449,122	NA	469,630	
S&P BSE Sensex TRI - Additional Benchmark Returns (%)	13.81	14.94	NA	15.69	

Since Inception returns are provided from the date of allotment of units. PTP returns – Point to Point returns.

For SIP returns, monthly investment of Rs.10,000 invested on the 1st day of every month has been considered. SIP Return are calculated on XIRR basis.

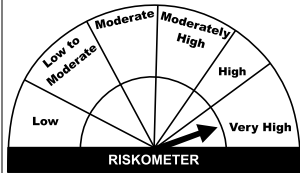
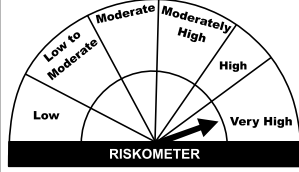
The performance details provided herein is of Regular Plan - Growth Option. Returns on ₹10,000 are point-to-point returns for the specific time period, invested at the start of the period. The returns for the respective periods are provided as on last available NAV of May 2023 for the respective Schemes. Returns for 1 year and above are Compounded Annualized. Returns for less than 1 year is Simple Annualized. Load is not taken into consideration for computation of performance. Different plans shall have a different expense structure. The expenses of the Direct Plan under the Scheme will be lower to the extent of the distribution expenses / commission charged to the Regular Plan.

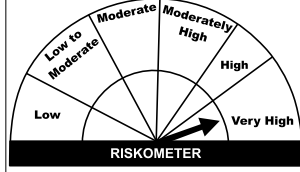
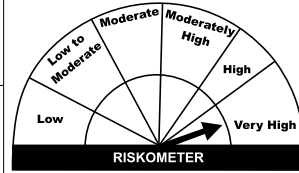
Pursuant to the transfer of schemes of L&T Mutual Fund to HSBC Mutual Fund, which was effective from the close of business hours of November 25, 2022, the performance of the Scheme (which is the surviving scheme out of the merger of schemes with similar features) provided above is computed as per the provisions of SEBI Circular No- SEBI/HO/IMD/DF3/CIR/P/2018/69 dated April 12, 2018 using the weighted average performance of both transferor and transferee schemes. The details of the transferor and transferee schemes please refer to our notice dated October 14, 2022 available on [www.assetmanagement.hsbc.co.in](http://www.assetmanagement.hsbc.co.in).

Note - Sonal Gupta shall be dedicated fund manager for investments in foreign securities by all the schemes of HSBC Mutual Fund.

Past performance may or may not be sustained in the future. Source: HSBC Asset Management India, data as at 31 May 2023

**Product Label**

HSBC Nifty 50 Index Fund (Erstwhile L&T Nifty 50 Index)		
 <p>Investors understand that their principal will be at Very High risk</p>	<p>Index Fund - An open-ended Equity Scheme tracking Nifty 50 Index</p> <p><b>This product is suitable for investors who are seeking*:</b></p> <ul style="list-style-type: none"> <li>• Long term wealth creation</li> <li>• Investment in equity securities covered by the NIFTY 50</li> </ul>	<p>Benchmark : NIFTY 50 Index TRI</p> 

HSBC Nifty Next 50 Index Fund (Erstwhile L&T Nifty Next 50 Index)		
 <p>Investors understand that their principal will be at Very High risk</p>	<p>Index Fund - An open-ended Equity Scheme tracking Nifty Next 50 Index</p> <p><b>This product is suitable for investors who are seeking*:</b></p> <ul style="list-style-type: none"> <li>• Long term capital appreciation</li> <li>• Investment in equity securities covered by the NIFTY NEXT 50</li> </ul> <p>* Investors should consult their financial advisers if in doubt about whether the product is suitable for them.</p>	<p>Benchmark Index: NIFTY Next 50 Index TRI</p> 

HSBC Arbitrage Fund (Erstwhile L&T Arbitrage Opportunities Fund)		
 <p>Investors understand that their principal will be at Low risk</p>	<p>Arbitrage Fund – An open ended scheme investing in arbitrage opportunities.</p> <p><b>This product is suitable for investors who are seeking*:</b></p> <ul style="list-style-type: none"> <li>• Generation of reasonable returns over short to medium term</li> <li>• Investment predominantly in arbitrage opportunities in the cash and derivatives segments of the equity markets; and debt and money market instrument.</li> </ul>	<p>Benchmark Index: Nifty 50 Arbitrage Index</p> 

\* Investors should consult their financial advisers if in doubt about whether the product is suitable for them.

**Note on Risk-o-meters:** Riskometer is as on 31 May 2023. Any change in risk-o-meter shall be communicated by way of Notice cum Addendum and by way of an e-mail or SMS to unitholders of that particular scheme

Past performance may or may not be sustained in the future. Source: HSBC Asset Management India, data as at 31 May 2023

Disclaimer: This document has been prepared by HSBC Asset Management (India) Private Limited (HSBC) for information purposes only and should not be construed as i) an offer or recommendation to buy or sell securities, commodities, currencies or other investments referred to herein; or ii) an offer to sell or a solicitation or an offer for purchase of any of the funds of HSBC Mutual Fund; or iii) an investment research or investment advice. It does not have regard to specific investment objectives, financial situation and the particular needs of any specific person who may receive this document. Investors should seek personal and independent advice regarding the appropriateness of investing in any of the funds, securities, other investment or investment strategies that may have been discussed or referred herein and should understand that the views regarding future prospects may or may not be realized. In no event shall HSBC Mutual Fund/HSBC Asset management (India) Private Limited and / or its affiliates or any of their directors, trustees, officers and employees be liable for any direct, indirect, special, incidental or consequential damages arising out of the use of information / opinion herein.

This document is intended only for those who access it from within India and approved for distribution in Indian jurisdiction only. Distribution of this document to anyone (including investors, prospective investors or distributors) who are located outside India or foreign nationals residing in India, is strictly prohibited. Neither this document nor the units of HSBC Mutual Fund have been registered under Securities law/Regulations in any foreign jurisdiction. The distribution of this document in certain jurisdictions may be unlawful or restricted or totally prohibited and accordingly, persons who come into possession of this document are required to inform themselves about, and to observe, any such restrictions. If any person chooses to access this document from a jurisdiction other than India, then such person do so at his/her own risk and HSBC and its group companies will not be liable for any breach of local law or regulation that such person commits as a result of doing so.

© Copyright. HSBC Asset Management (India) Private Limited 2023, ALL RIGHTS RESERVED.

HSBC Mutual Fund, 9-11th Floor, NESCO - IT Park Bldg. 3, Nesco Complex, Western Express Highway, Goregaon East, Mumbai 400063. Maharashtra.  
GST - 27AABCH0007N1ZS, Email: investor.line@mutualfunds.hsbc.co.in | Website: www.assetmanagement.hsbc.co/in

Mutual fund investments are subject to market risks, read all scheme related documents carefully.