

# HSBC Asset Management

Portfolio Summary as on 29 Jul 2022

Release Date : Jul 2022

## Scheme Names

Portfolio Details	HSBC Overnight Fund	HSBC Cash Fund	HSBC Ultra Short Duration	HSBC CRISIL IBX 5050	HSBC Low Duration Fund	HSBC Short Duration Fund	HSBC Corporate Bond Fund	HSBC Debt Fund	HSBC Flexi Debt Fund
Average Maturity(Months)**	0.00	1.03	3.98	62.89	7.37	14.97	19.92	57.13	49.30
Modified Duration(Months)	0.00	1.03	3.95	50.34	7.02	13.42	17.71	46.91	37.79
Sovereign, AAA , & P1+ and/or equivalent/TREPS Overnight	100.00%	100.00%	100.00%	100.00%	100.00%	100.00%	100.00%	100.00%	100.00%
AA+ & AA , and/or equivalent	0.00%	0.00%	0.00%	0.00%	0.00%	0.00%	0.00%	0.00%	0.00%
AA- and Below	0.00%	0.00%	0.00%	0.00%	0.00%	0.00%	0.00%	0.00%	0.00%
Unrated papers	0.00%	0.00%	0.00%	0.00%	0.00%	0.00%	0.00%	0.00%	0.00%
Unrated BRDS***	0.00%	0.00%	0.00%	0.00%	0.00%	0.00%	0.00%	0.00%	0.00%
Fixed Deposits	0.00%	0.00%	0.00%	0.00%	0.00%	0.00%	0.00%	0.00%	0.00%
Cash, TREPS & Repo	97.80%	5.07%	11.01%	1.02%	4.91%	11.61%	3.12%	3.07%	25.49%
Overnight Maturity <sup>\$\$</sup>	0.00%	0.00%	0.00%	0.00%	0.00%	0.00%	0.00%	0.00%	0.00%
Net Current Assets	0.16%	2.25%	6.04%	1.79%	0.32%	1.85%	1.83%	0.62%	0.89%
Bonds & NCDs	0.00%	0.00%	6.25%	0.00%	39.58%	67.45%	76.46%	0.00%	9.03%
Securitized Debt	0.00%	0.00%	0.00%	0.00%	0.00%	0.00%	0.00%	0.00%	0.00%
Fixed Deposits	0.00%	0.00%	0.00%	0.00%	0.00%	0.00%	0.00%	0.00%	0.00%
Dated G-Secs	0.00%	0.00%	0.00%	97.19%	0.00%	12.79%	10.63%	96.31%	64.59%
Money Market Assets & T-Bills	2.04%	92.68%	76.70%	0.00%	55.19%	0.00%	7.96%	0.00%	0.00%
Maturity **									
Upto 30 days	100.00%	52.08%	17.05%	2.81%	5.23%	13.46%	4.95%	3.69%	26.38%
More Than 30 days	0.00%	47.92%	82.95%	97.19%	94.77%	86.54%	95.05%	96.31%	73.62%
Yield to Maturity (YTM)	5.10%	5.64%	6.27%	7.36%	6.26%	6.60%	6.72%	7.11%	6.61%

Exit Load <sup>§</sup> Nil Refer the Section for Exit Load Nil Nil Nil Nil Nil Nil Nil Nil

Month End Total Expenses ratios Annualized (As on Jul 31, 2022)	Regular Plan <sup>^</sup>	0.26%	0.22%	0.48%	0.43%	0.62%	0.79%	0.76%	2.07%	1.74%
	Direct Plan <sup>^</sup>	0.11%	0.12%	0.22%	0.23%	0.19%	0.23%	0.35%	1.22%	0.94%

<sup>^</sup> Excludes GST on Management Fees of 0.01% on Direct Plan and 0.01% on Regular Plan of Total Net Assets  
<sup>^</sup> Excludes GST on Management Fees of 0.01% on Direct Plan and 0.02% on Regular Plan of Total Net Assets  
<sup>^</sup> Excludes GST on Management Fees of 0.02% on Direct Plan and 0.03% on Regular Plan of Total Net Assets  
<sup>^</sup> Excludes GST on Management Fees of 0.03% on Direct Plan and 0.03% on Regular Plan of Total Net Assets  
<sup>^</sup> Excludes GST on Management Fees of 0.02% on Direct Plan and 0.02% on Regular Plan of Total Net Assets  
<sup>^</sup> Excludes GST on Management Fees of 0.02% on Direct Plan and 0.04% on Regular Plan of Total Net Assets  
<sup>^</sup> Excludes GST on Management Fees of 0.04% on Direct Plan and 0.05% on Regular Plan of Total Net Assets  
<sup>^</sup> Excludes GST on Management Fees of 0.17% on Direct Plan and 0.22% on Regular Plan of Total Net Assets  
<sup>^</sup> Excludes GST on Management Fees of 0.13% on Direct Plan and 0.14% on Regular Plan of Total Net Assets

## Product Labeling

For Product labeling refer Page No 2

\*\* indicates interest reset months in case of floating rate instruments

\*\*\* BRDS with full recourse, hence bank risk

<sup>§</sup> Effective from March 1, 2013 for prospective investments.

<sup>\$\$</sup> All instruments maturing on the next business day.

<sup>§</sup> Exit Load shall be applicable on prospective basis if switched out / redeemed within 7 Calendar Days (Effective 20 Oct 2019)

Investor exit on (Calendar Day)	Day 1	Day 2	Day 3	Day 4	Day 5	Day 6	Day 7
Exit Load as a % of redemption proceeds	0.0070%	0.0065%	0.0060%	0.0055%	0.0050%	0.0045%	0.0000%



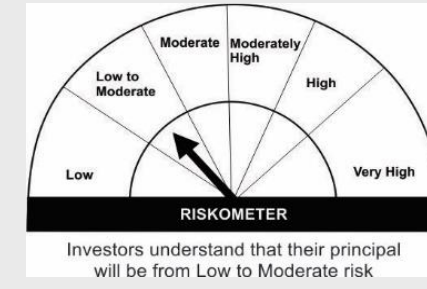
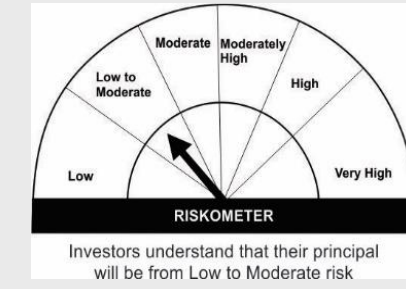
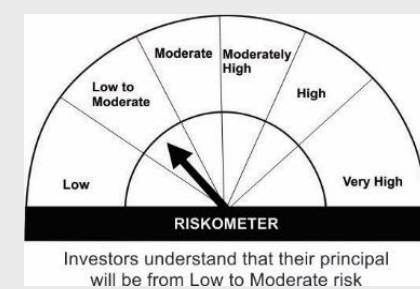
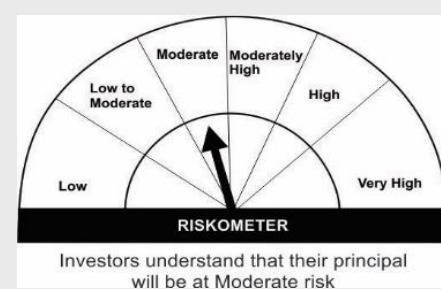
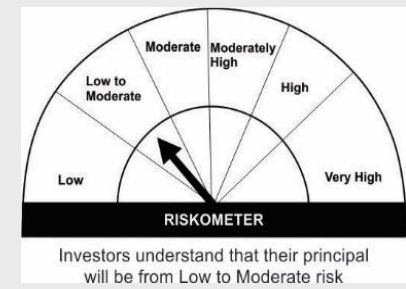
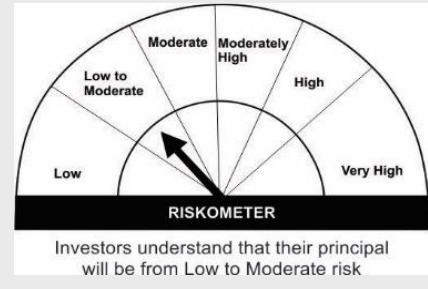
# HSBC Asset Management

**Scheme Names**

	HSBC Overnight Fund	HSBC Cash Fund	HSBC Ultra Short Duration	HSBC CRISIL IBX 5050	HSBC Low Duration Fund	HSBC Short Duration Fund	HSBC Corporate Bond Fund
--	---------------------	----------------	---------------------------	----------------------	------------------------	--------------------------	--------------------------

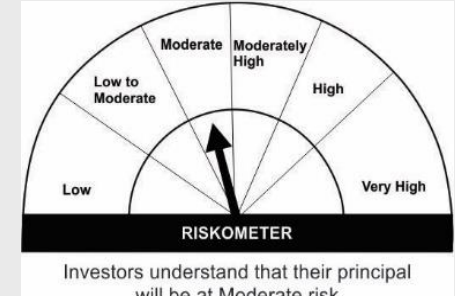
- |  |  |   |   |  |  |   |  |
|--|--|---|---|--|--|---|--|
|  | <ul style="list-style-type: none"> <li>▶ Regular income over long term</li> <li>▶ Investment in Debt/Money Market Instruments</li> </ul> | <ul style="list-style-type: none"> <li>▶ Overnight liquidity over short term</li> <li>▶ Investment in Money Market Instruments</li> </ul> | <ul style="list-style-type: none"> <li>▶ Income over short term with low volatility</li> <li>▶ Investment in debt &amp; money market instruments</li> </ul> | <ul style="list-style-type: none"> <li>▶ Regular income over long term</li> <li>▶ Investment in Debt/Money Market Instruments</li> </ul> | <ul style="list-style-type: none"> <li>▶ Liquidity over short term</li> <li>▶ Investment in Debt/Money Market Instruments</li> </ul> | <ul style="list-style-type: none"> <li>▶ Regular income over medium term</li> <li>▶ Investment in diversified portfolio of fixed income securities</li> </ul> | <ul style="list-style-type: none"> <li>▶ Income over medium term</li> <li>▶ Investment predominantly in corporate bond securities rated AA+ and above</li> </ul> |
|--|--|---|---|--|--|---|--|

**Product Labeling**  
This product is suitable for investors who are seeking\*



	HSBC Debt Fund	HSBC Flexi Debt Fund
--	----------------	----------------------

- |  |   |  |
|--|---|--|
|  | <ul style="list-style-type: none"> <li>▶ Regular income over medium term</li> <li>▶ Investment in diversified portfolio of fixed income securities</li> </ul> | <ul style="list-style-type: none"> <li>▶ Regular income over long term</li> <li>▶ Investment in Debt/Money Market Instruments</li> </ul> |
|--|---|--|



\* Investors should consult their financial advisers if in doubt about whether the product is suitable for them. Disclaimer: © Copyright. HSBC Asset Management (India) Private Limited 2022, ALL RIGHTS RESERVED.

The above information is for illustrative purpose only and it should not be considered as investment research, investment recommendation or advice to any reader of this content to buy or sell investments. Various index and their constituents and other companies discussed in this document are for illustrative purpose only for explaining the concepts stated in this presentation and it should not be considered as investment research, investment recommendation or advice to any reader of this content to buy or sell investments.

This document has been prepared by HSBC Asset Management (India) Private Limited (HSBC) for information purposes only with an intent to provide market overview and should not be construed as an offer or solicitation of an offer for purchase of any of the funds of HSBC Mutual Fund. All information contained in this document (including that sourced from third parties), is obtained from sources, which HSBC/ third party, believes to be reliable but which it has not been independently verified by HSBC/ the third party. Further, HSBC/ the third party makes no guarantee, representation or warranty and accepts no responsibility or liability as to the accuracy or completeness of such information. The information and opinions contained within the document are based upon publicly available information and rates of taxation applicable at the time of publication, which are subject to change from time to time. Expressions of opinion are those of HSBC only and are subject to change without any prior intimation or notice. It does not have regard to specific investment objectives, financial situation and the particular needs of any specific person who may receive this document. Investors should seek financial advice regarding the appropriateness of investing in any securities or investment strategies that may have been discussed or recommended in this report and should understand that the views regarding future prospects may or may not be realized. Neither this document nor the units of HSBC Mutual Fund have been registered in any jurisdiction. The distribution of this document in certain jurisdictions may be restricted or totally prohibited and accordingly, persons who come into possession of this document are required to inform themselves about, and to observe, any such restrictions.

This document is intended only for those who access it from within India and approved for distribution in Indian jurisdiction only. Distribution of this document to anyone (including investors, prospective investors or distributors) who are located outside India or foreign nationals residing in India, is strictly prohibited. Neither this document nor the units of HSBC Mutual Fund have been registered under Securities law/Regulations in any foreign jurisdiction. The distribution of this document in certain jurisdictions may be unlawful or restricted or totally prohibited and accordingly, persons who come into possession of this document are required to inform themselves about, and to observe, any such restrictions. If any person chooses to access this document from a jurisdiction other than India, then such person do so at his/her own risk and HSBC and its group companies will not be liable for any breach of local law or regulation that such person commits as a result of doing so.

Mutual Fund investments are subject to market risks, read all scheme related documents carefully.

© Copyright. HSBC Asset Management (India) Private Limited 2022, ALL RIGHTS RESERVED.

HSBC Asset Management (India) Private Limited, 9-11 Floors, NESCO IT Park, Building no. 3, Western Express Highway, Goregaon (East), Mumbai – 400 063, India. Email: hsbcmf@camsonline.com | Website: www.assetmanagement.hsbc.co.in

\*Please note that the above risk-o-meter is as per the product labelling of the scheme available as on the date of this communication/ disclosure. As per SEBI circular dated October 05, 2020 on product labelling (as amended from time to time), risk-o-meter will be calculated on a monthly basis based on the risk value of the scheme portfolio based on the methodology specified by SEBI in the above stated circular. The AMC shall disclose the risk-o-meter along with portfolio disclosure for all their schemes on their respective website and on AMFI website within 10 days from the close of each month. Any change in risk-o-meter shall be communicated by way of Notice cum Addendum and by way of an e-mail or SMS to unitholders of that particular scheme."

**Mutual Fund investments are subject to market risks, read all scheme related documents carefully.**