

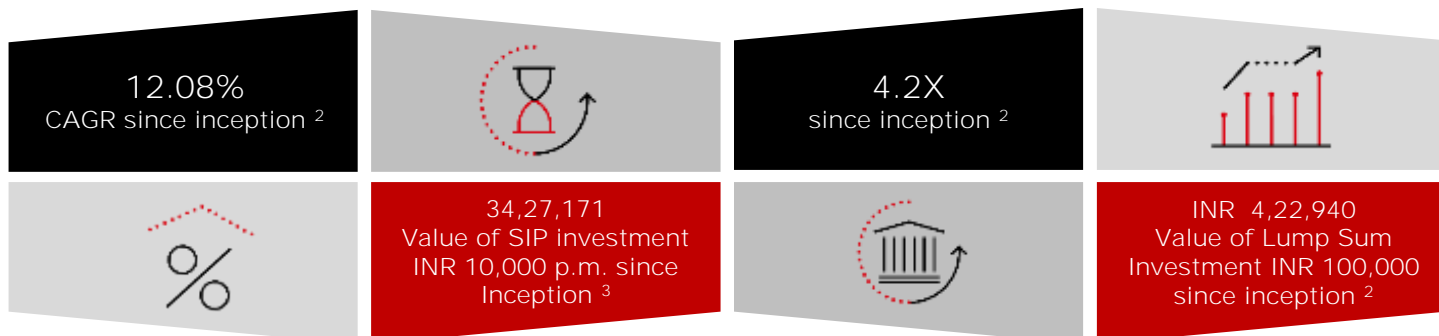
## Product Note

### HSBC Aggressive Hybrid fund (HAHF)

Aggressive Hybrid fund – An open ended hybrid scheme investing predominantly in equity and equity related instruments.

October 2023

Fund Category	Fund Manager	Benchmark <sup>1</sup>	Inception Date	AUM <sup>&amp;</sup>
Aggressive Hybrid Fund	Cheenu Gupta, Gautam Bhupal, <sup>@</sup> Shriram Ramanathan and Sonal Gupta <sup>#</sup>	Nifty 50 Hybrid Composite Debt 65:35 Index	7 Feb 2011	Rs. 4944.4 Cr



Portfolio	% to net assets
HDFC Bank Limited	5.15%
Larsen & Toubro Limited	4.62%
ICICI Bank Limited	3.95%
Cholamandalam Investment & Finance Company Limited	2.59%
CG Power and Industrial Solutions Limited	2.19%
KPIT Technologies Limited	2.00%
Zensar Technologies Limited	2.00%
IndusInd Bank Limited	1.91%
Bank of Baroda	1.87%
Mahindra & Mahindra Financial Services Limited	1.85%

Sector - Allocation	% to net assets
Banks	14.67%
Government Securities	13.27%
Finance	8.62%
IT - Software	8.34%
Electrical Equipment	6.48%
Construction	4.62%
Auto Components	4.54%
Automobiles	3.87%
Consumer Durables	3.40%
Industrial Products	3.13%

Risk Ratios <sup>4</sup>	
Standard Deviation	10.63%
Beta	0.98

Risk Ratios <sup>4</sup>	
Sharpe Ratio <sup>5</sup>	0.85
R2	0.82%

Entry Load\*: Not Applicable, Exit Load: Any redemption / switch-out of units within 1 year from the date of allotment shall be subject to exit load as under: a. For 10% of the units redeemed / switched-out: Nil. b. For remaining units redeemed or switched-out: 1.00%. No Exit Load will be charged, if Units are redeemed / switched-out after 1 year from the date of allotment. The exit loads set forth above is subject to change at the discretion of the AMC and such changes shall be implemented prospectively. \* 10.4.1.a. of SEBI Master Circular on Mutual Funds dated May 19, 2023, no entry load will be charged to the investor effective August 1, 2009. Upfront commission shall be paid directly by the investor to the AMFI registered Distributors based on the investor's assessment of various factors including the service rendered by the distributors. No exit load (if any) will be charged for units allotted under bonus / Reinvestment of IDCW option.  
Month End Total Expenses Ratios (Annualized)<sup>6</sup> – Regular<sup>7</sup>: 1.88%, Direct: 0.84%

<sup>1</sup> As per clause 1.9 of the SEBI Master Circular dated May 19, 2023, on 'Guiding Principles for bringing uniformity in Benchmarks of Mutual Fund Schemes' has introduced two-tiered structure for benchmarking of certain categories of schemes. Accordingly, the benchmark has been classified as Tier 1 benchmark effective from 01 December 2021.

<sup>2</sup> As on 30 September 2023 of Growth option regular plan. During the same period, scheme benchmark (Nifty 50 Hybrid Composite Debt 65:35 Index) has moved by 3.7X to Rs. 3,75,630 from Rs.100,000 and delivered return of 11.03%. Please refer page no. 3 for detailed performance.

<sup>3</sup> During the same period, value of scheme benchmark (Nifty 50 Hybrid Composite Debt 65:35 Index) has moved to 33,13,068. Please refer page no. 5 for detailed performance.

<sup>4</sup> Quantitative Data disclosed are as per monthly returns (Annualized) for the last 3 years.<sup>5</sup> Risk free rate: 6.95% (FIMMDA-NSE MIBOR)

<sup>6</sup> TER Annualized TER including GST on Investment Management Fees. <sup>7</sup> Continuing plans

<sup>@</sup> Managing since October 01, 2023. Please refer notice cum addendum dated September 29, 2023.

<sup>&</sup>For disclosure of quarterly AUM/AAUM and AUM by geography, please visit our website: <https://www.assetmanagement.hsbc.co.in/en/mutual-funds/investor-resources/information>.

<sup>library#&accordion1446811090-4</sup>

Note: The sector(s)/stock(s)/issuer(s) mentioned in this document do not constitute any research report nor it should be considered as an investment research, investment recommendation or advice to any reader of this content to buy or sell any stocks / investments. The Fund/portfolio may or may not have any existing / future position in these sector(s)/stock(s)/issuer(s).

Source – HSBC Mutual Fund, Data as of 30 September 2023. Past performance may or may not be sustained in the future and is not indicative of future results.

<sup>#</sup> Sonal Gupta is dedicated fund manager for investments in foreign securities by all the schemes of HSBC Mutual Fund.

One of the pre-requisites for a sound investment strategy is to strike a desired balance between risk and return so that along with achieving a strong long term growth, one could also maintain a certain level of stability in the investment portfolio. One of the simpler ways of accomplishing this balance is by investing in asset allocation funds that follow a disciplined asset allocation strategy. While there are funds with different asset allocation strategies to suit the needs of investors with different investment horizons and risk appetite, equity oriented asset allocation funds probably offer the right mix of growth potential and stability for moderately aggressive investors seeking long term wealth creation.

## Why HSBC Aggressive Hybrid Fund?

- To seek opportunity from both asset classes of equity and fixed income for an optimal asset-allocation portfolio
- Aim to seek a balance between long term growth and stability from an actively managed portfolio of equity and equity related securities and fixed income instruments
- Maintains a minimum of 65% allocation to equity and equity related securities and at least 20% allocation to fixed income securities including money market instruments
- Aim to create a corpus through generating inflation-adjusted returns to cater to long-term goals

## Fund Philosophy

- Invests 65-80% in equity and equity related securities and 20-35% in debt and money market securities
- Focus on investing in fundamentally strong businesses at a valuation level that offers adequate margin of safety
- Bottom-up stock selection using our proprietary investment approach
- Flexible equity investment approach to help capitalize on opportunities across the market spectrum
- For fixed income allocation, focus is on maintaining high credit quality portfolio
- Strong risk management framework - a well-diversified portfolio with focus on managing portfolio risks

## Investment Objective

To seek long term capital growth and income through investments in equity and equity related securities and fixed income instruments. However, there is no assurance that the investment objective of the Scheme will be achieved.

HSBC Aggressive Hybrid Fund (HAHF) | Product Note  
[ October 2023 ]

Fund Manager - Cheenu Gupta Effective 02 Jul 2021. Total Schemes Managed - 9  
Fund Manager - Gautam Bhupal Effective 01 Oct 2023. Total Schemes Managed - 12  
Fund Manager - Shiriram Ramanathan Effective 30 May 2016. Total Schemes Managed - 11  
Fund Manager - Sonal Gupta Effective 05 Jul 2021. Total Schemes Managed - 15

Lump Sum Investment Performance									Inception Date
Fund / Benchmark (Value of Rs 10,000 Invested)	1 Year		3 Years		5 Years		Since Inception		
	Amount in Rs	PTP Returns %	Amount in Rs	PTP Returns %	Amount in Rs	PTP Returns %	Amount in Rs	PTP Returns %	07-Feb-11
HSBC Aggressive Hybrid Fund-Regular	11677	16.82	15856	16.62	16704	10.79	42294	12.08	
Scheme Benchmark (NIFTY 50 Hybrid Composite Debt 65:35 Index)	11314	13.18	15605	16.01	17848	12.27	37563	11.03	
Additional Benchmark (Nifty 50 TRI)	11606	16.11	18099	21.89	19060	13.75	42526	12.12	

PTP returns – Point to Point returns. | Past performance may or may not be sustained in the future and is not indicative of future results. The performance details provided herein are of Regular Plan - Growth Option. Returns on ₹10,000 are point-to-point returns for the specific time period, invested at the start of the period. The returns for the respective periods are provided as on last available NAV of September 2023 for the respective schemes. Returns for 1 year and above are Compounded Annualized. Returns for less than 1 year is Simple Annualized. Load is not taken into consideration for computation of performance. Different plans shall have a different expense structure. The expenses of the Direct Plan under the Scheme will be lower to the extent of the distribution expenses / commission charged to the Regular Plan.

As per clause 5.9.1 of the SEBI Master Circular dated May 19, 2023, the scheme returns vis-à-vis the benchmark return (Total Return Index) shall be disclosed are provided from the date of allotment of units.

Post merger performance of the surviving scheme, arising out of merger of schemes with similar features, is computed as per the provisions of clause 13.4 of the SEBI Master Circular dated May 19, 2023, on Disclosure of Performance of Schemes post-merger using the weighted average performance of both transferor and transferee schemes. In other cases, performance is computed using the Applicable NAV of the surviving/continuing schemes.

SIP Performance - HSBC Aggressive Hybrid Fund – Regular					Inception Date: 07-Feb-11
Scheme Name & Benchmarks	1 Year	3 Years	5 Years	Since Inception	
Total amount invested (₹)	120000	360000	600000	1510000	
Market Value as on September 29, 2023 (₹)	133,971	432,680	831,670	3,427,171	
Scheme Returns (%)	22.49	12.35	13.04	12.27	
NIFTY 50 Hybrid Composite Debt 65:35 Index - Scheme Benchmark (₹)	128,040	422,805	827,542	3,313,068	
NIFTY 50 Hybrid Composite Debt 65:35 Index - Scheme Benchmark Returns (%)	12.78	10.76	12.84	11.78	
Nifty 50 TRI - Additional Benchmark (₹)	129,903	440,641	892,672	3,726,274	
Nifty 50 TRI - Additional Benchmark Returns (%)	15.80	13.62	15.92	13.47	

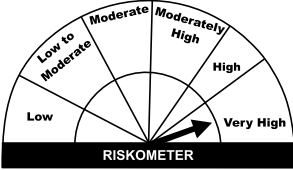
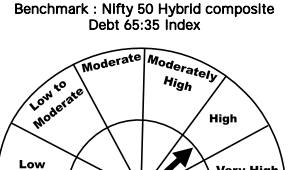
Past performance may or may not be sustained in the future and is not indicative of future results. For SIP returns, monthly investment of Rs. 10,000/- invested on the 1st day of every month has been considered. SIP Return are calculated on XIRR basis. IDCW are assumed to be reinvested and bonus is adjusted. Load is not taken into consideration.

Sonal Gupta is dedicated fund manager for investments in foreign securities by all the schemes of HSBC Mutual Fund.

Source: HSBC Mutual Fund, data as on 30 September 2023

[Click here](#) to check other funds performance managed by the Fund Manager

## Product Label

Scheme name and Type of scheme	Scheme Risk-o-meter	Benchmark Risk-o-meter
<p><b>HSBC Aggressive Hybrid Fund</b></p> <p><b>Aggressive Hybrid Fund</b> - An open ended hybrid scheme investing predominantly in equity and equity related instruments..</p> <p><b>This product is suitable for investors who are seeking*:</b></p> <ul style="list-style-type: none"> <li>• Long term wealth creation and income</li> <li>• Investment in equity and equity related securities and fixed income instruments.</li> </ul>	 <p><b>RISKOMETER</b></p> <p>Investors understand that their principal will be at Very High risk</p>	<p><b>Benchmark : Nifty 50 Hybrid composite Debt 65:35 Index</b></p>  <p><b>RISKOMETER</b></p>

\* Investors should consult their financial advisers if in doubt about whether the product is suitable for them.

**Note on Risk-o-meters:** Riskometer is as on 30 September 2023. Any change in risk-o-meter shall be communicated by way of Notice cum Addendum and by way of an e-mail or SMS to unitholders of that particular scheme

Past performance may or may not be sustained in the future and is not indicative of future results. Source: HSBC Mutual Fund, data as on 30 September 2023

Disclaimer: This document has been prepared by HSBC Asset Management (India) Private Limited (HSBC) for information purposes only and should not be construed as i) an offer or recommendation to buy or sell securities, commodities, currencies or other investments referred to herein; or ii) an offer to sell or a solicitation or an offer for purchase of any of the funds of HSBC Mutual Fund; or iii) an investment research or investment advice. It does not have regard to specific investment objectives, financial situation and the particular needs of any specific person who may receive this document. Investors should seek personal and independent advice regarding the appropriateness of investing in any of the funds, securities, other investment or investment strategies that may have been discussed or referred herein and should understand that the views regarding future prospects may or may not be realized. In no event shall HSBC Mutual Fund/HSBC Asset management (India) Private Limited and / or its affiliates or any of their directors, trustees, officers and employees be liable for any direct, indirect, special, incidental or consequential damages arising out of the use of information / opinion herein.

This document is intended only for those who access it from within India and approved for distribution in Indian jurisdiction only. Distribution of this document to anyone (including investors, prospective investors or distributors) who are located outside India or foreign nationals residing in India, is strictly prohibited. Neither this document nor the units of HSBC Mutual Fund have been registered under Securities law/Regulations in any foreign jurisdiction. The distribution of this document in certain jurisdictions may be unlawful or restricted or totally prohibited and accordingly, persons who come into possession of this document are required to inform themselves about, and to observe, any such restrictions. If any person chooses to access this document from a jurisdiction other than India, then such person do so at his/her own risk and HSBC and its group companies will not be liable for any breach of local law or regulation that such person commits as a result of doing so.

© Copyright. HSBC Asset Management (India) Private Limited 2023, ALL RIGHTS RESERVED.  
 HSBC Mutual Fund, 9-11th Floor, NESCO - IT Park Bldg. 3, Nesco Complex, Western Express Highway, Goregaon East, Mumbai 400063. Maharashtra.  
 GST - 27AABCH0007N1ZS, Email: investor.line@mutualfunds.hsbc.co.in | Website: www.assetmanagement.hsbc.co/in

Mutual fund investments are subject to market risks, read all scheme related documents carefully.