

**Product Note**
**HSBC Multi Asset Active FOF** (Erstwhile HSBC Managed Solutions India - Moderate)

(An open-ended multi asset Fund of Fund scheme investing in equity, debt, commodity-based schemes (including Gold and Silver ETFs))

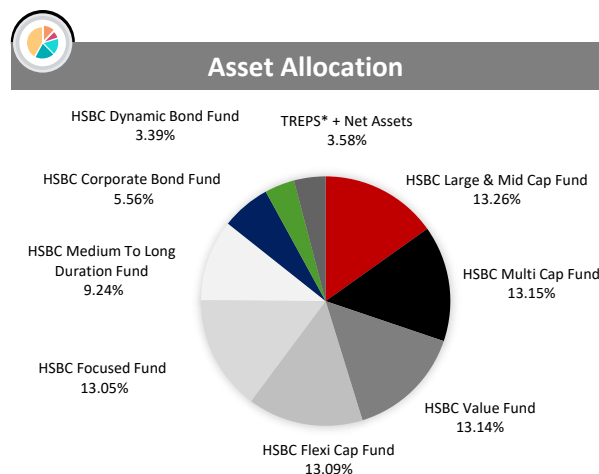
April 2026

Fund Category	Fund Manager	Benchmark <sup>1</sup>	Inception Date	AUM <sup>2</sup> &
Hybrid FoF - Multi Asset Allocation FoF	Gautam Bhupal	BSE 200 TRI (65%) + NIFTY Short Duration Debt Index (20%) + Domestic Price of Gold (10%) + Domestic Price of Silver (5%)	30-Apr-14	Rs. 83.89 Cr

**Portfolio**

Issuer	% to Net Assets
<b>Mutual Fund Units</b>	<b>83.88%</b>
HSBC Large & Mid Cap Fund - Direct Growth	13.26%
HSBC Multi Cap Fund - Direct Growth	13.15%
HSBC Value Fund - Direct Growth	13.14%
HSBC Flexi Cap Fund - Direct Growth	13.09%
HSBC Focused Fund - Direct Growth	13.05%
HSBC Medium To Long Duration Fund - Direct Growth	9.24%
HSBC Corporate Bond Fund - Direct Growth	5.56%
HSBC Dynamic Bond Fund - Direct Growth	3.39%
<b>Exchange Traded Funds</b>	<b>12.54%</b>
NIPPON INDIA MF NIPPON INDIA SILVER ETF	6.60%
NIPPON INDIA ETF GOLD BEES	5.94%
<b>TREPS* + Net Assets</b>	<b>3.58%</b>
<b>Total Net Assets as on 31-March-2026</b>	<b>100.00%</b>

\*TREPS : Tri-Party Repo



Risk Ratios <sup>3</sup>	
Standard Deviation	10.09%
Beta	0.93

Risk Ratios <sup>3</sup>	
Sharpe Ratio <sup>3</sup>	0.72
R2	0.87%

**Exit Load:** In respect of each purchase / switch-in of Units, an Exit Load of 1% is payable if Units are redeemed / switched-out within 1 year from the date of allotment. No Exit Load will be charged, if Units are redeemed / switched-out after 1 year from the date of allotment. The exit loads set forth above is subject to change at the discretion of the AMC and such changes shall be implemented prospectively. \*In terms of 11.7.1 of SEBI Master Circular on Mutual Funds dated March 20, 2026, no entry load will be charged to the investor.

**Month End Total Expenses Ratios (Annualized)<sup>4</sup>** – Regular<sup>5</sup>: 1.51%, Direct: 0.55%

<sup>3</sup> Statistical Ratios disclosed are as per monthly returns (Annualized) for the last 3 years.

<sup>4</sup> Risk free rate: 6.93% (FIMMDA-NSE MIBOR)

<sup>5</sup> Continuing plans.

<sup>6</sup> TER Annualized TER including GST on Investment Management Fees and additional charges by underlying fund.

<sup>1</sup> As per clause 7.22 of the SEBI Master Circular for Mutual Funds dated March 20, 2026, on 'Guiding Principles for bringing uniformity in Benchmarks of Mutual Fund Schemes' has introduced two-tiered structure for benchmarking of certain categories of schemes. Accordingly, the benchmark has been classified as Tier 1.

<sup>2</sup> AUM is as on 31 March 2026.

<sup>3</sup> For disclosure of quarterly AUM/AAUM and AUM by geography, please visit our website: <https://www.assetmanagement.hsbc.co.in/en/mutual-funds/investor-resources/information-library#&accordion1446811090=4>

[Click here](#) to refer to the notice of 'Categorization of HSBC Managed Solutions Fund'

**Note:** The sector(s)/stock(s)/issuer(s) mentioned in this document do not constitute any research report nor it should be considered as an investment research, investment recommendation or advice to any reader of this content to buy or sell any stocks / investments. The Fund/portfolio may or may not have any existing / future position in these sector(s)/stock(s)/issuer(s).

Fund of Fund (FOF) Note - The investors are bearing the recurring expenses of the scheme, in addition to the expenses of other schemes in which the Fund of Funds Scheme makes investments. Note : Please refer to Scheme Information Document for more details on Asset Allocation of the scheme. Source – HSBC Mutual Fund,

Data as of 31 March 2026. **Past performance may or may not be sustained in future and is not a guarantee of any future returns.**

HSBC Multi Asset Active FOF – power of different investment styles  
Fund positioning as on January, 2026

**Equity**

**“Multiple styles” in 1 fund**


- Focus on FM with diverse investment style
- Largely a bottom-up approach
- Diversified funds offer different market cap
- Equity - divided into 5 different categories managed by 4 distinctive FM



**Debt**

**“Varying maturity/durations” in 1 fund**

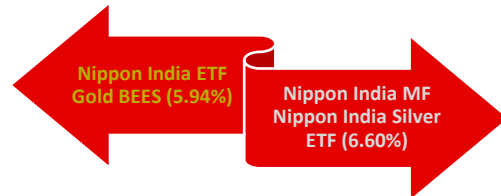
- Active allocation across debt fund categories across maturities depending on macro view and interest rate scenario
- High quality underlying debt portfolio comprising of G-Sec and AAA securities



**Gold / Silver**

**“Multiple assets” in 1 fund**

- Active allocation in Gold / Silver depending on outlook

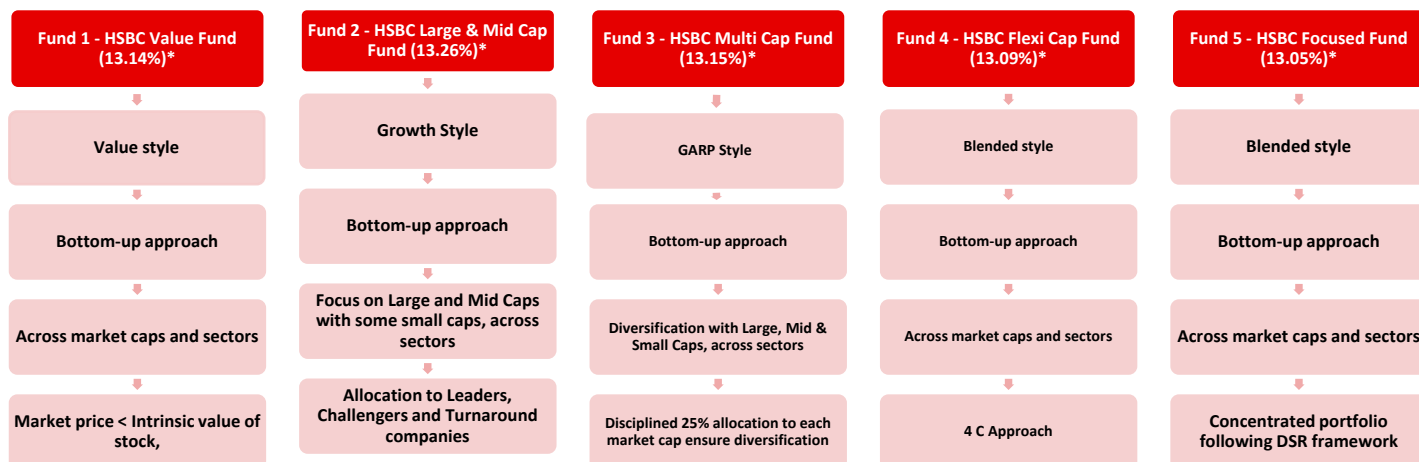


**Potential optimum Equity, debt and Gold/Silver ETF allocation can produce optimum growth**

Source: HSBC Mutual Fund, Bloomberg, Data as on 31 March '26, **Note:** The sector(s)/stock(s)/issuer(s) mentioned in this document do not constitute any research report nor it should be considered as an investment research, investment recommendation or advice to any reader of this content to buy or sell any stocks / investments. The Fund/portfolio may or may not have any existing / future position in these sector(s)/stock(s)/issuer(s). Note : Please refer to Scheme Information Document(SID) for more detail on Asset Allocation of the scheme. To download & refer to the complete portfolio of underlying schemes from the factsheet click here <https://www.assetmanagement.hsbc.co.in/en/mutual-funds/investor-resources?Date=&Cap=&Doc=fund-factsheets>

# Investment styles - underlying Equity Funds'

## HSBC Multi Asset Active FOF



Access multiple investment styles in dynamic market scenarios with HSBC Multi Asset Active FOF



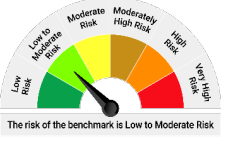


### Investment Objective

The aim of the fund is to generate long-term capital growth and generate income by investing in Equity, Debt & commodity based schemes (including Gold /Silver ETFs) and money market instruments. However, there is no assurance that the investment objective of the Scheme will be achieved



Source: HSBC Mutual Fund, Data as on 31 March 2026, GARP - Growth At a Reasonable Price. DSR - Dominant players + Sustainable profitability + Reasonable valuations = DSR portfolio framework, Blended – Growth and Value style. 4C – Company MOAT, Corporate Governance, Cash Flows, Comparative Valuations, \* Allocation of HSBC Multi Asset Active FOF is given in brackets.

**Note:** The sector(s)/stock(s)/issuer(s) mentioned in this document do not constitute any research report nor it should be considered as an investment research, investment recommendation or advice to any reader of this content to buy or sell any stocks / investments. The Fund/portfolio may or may not have any existing / future position in these sector(s)/stock(s)/issuer(s).



**Product Label**

Scheme name and Type of scheme	Scheme Risk-o-meter	Benchmark Riskometer (as applicable)
<p><b>HSBC Multi Asset Active FOF</b> (Erstwhile HSBC Managed Solutions India - Moderate) (An open-ended multi asset Fund of Fund scheme investing in equity, debt, commodity-based schemes (including Gold and Silver ETFs))</p> <p><b>This product is suitable for investors who are seeking*:</b></p> <ul style="list-style-type: none"> <li>To create wealth and provide income over the long-term;</li> <li>Investments in a basket of debt mutual funds, equity mutual funds, gold, silver and exchange traded funds and money market instruments</li> </ul> <p>Benchmark Index : BSE 200 TRI (65%) + NIFTY Short Duration Debt Index (20%) + Domestic Price of Gold (10%) + Domestic Price of Silver (5%)</p>	 <p>The risk of the scheme is Very High Risk</p>	<p><b>BSE 200 TRI</b>      <b>NIFTY Short Duration Debt Index</b></p>  <p>The risk of the benchmark is Very High Risk</p>  <p>The risk of the benchmark is Low to Moderate Risk</p> <p><b>Domestic Price of Gold</b>      <b>Domestic Price of Silver</b></p>  <p>The risk of the benchmark is High Risk</p>  <p>The risk of the benchmark is Very High Risk</p>


\* Investors should consult their financial advisers if in doubt about whether the product is suitable for them.

Scheme name and Type of scheme	Scheme Risk-o-meter	Benchmark Risk-o-meter (as applicable)
<p><b>HSBC Value Fund</b> (An open ended equity scheme following a value investment strategy)</p> <p><b>This product is suitable for investors who are seeking*:</b></p> <ul style="list-style-type: none"> <li>Long term capital appreciation</li> <li>Investment predominantly in equity and equity-related securities in Indian markets and foreign securities, with higher focus on undervalued securities.</li> </ul>	 <p>The risk of the scheme is Very High Risk</p>	<p>As per AMFI Tier I Benchmark i.e. <b>Benchmark Index : NIFTY 500 TRI</b></p>  <p>The risk of the benchmark is Very High Risk</p>



\* Investors should consult their financial advisers if in doubt about whether the product is suitable for them.

Scheme name and Type of scheme	Scheme Risk-o-meter	Benchmark Risk-o-meter (as applicable)
<p><b>HSBC Flexi Cap Fund</b> (An open ended dynamic equity scheme investing across large cap, mid cap, small cap stocks.)</p> <p><b>This product is suitable for investors who are seeking*:</b></p> <ul style="list-style-type: none"> <li>To create wealth over long term</li> <li>Investment in equity and equity related securities across market capitalizations.</li> </ul>	 <p>The risk of the scheme is Very High Risk</p>	<p>As per AMFI Tier I. <b>Benchmark Index : NIFTY 500 TRI</b></p>  <p>The risk of the benchmark is Very High Risk</p>

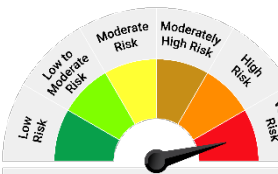

\* Investors should consult their financial advisers if in doubt about whether the product is suitable for them.

Scheme name and Type of scheme	Scheme Risk-o-meter	Benchmark Risk-o-meter (as applicable)
<p><b>HSBC Large and Mid Cap Fund</b> (An open ended equity scheme investing in both large cap and mid cap stocks)</p> <p><b>This product is suitable for investors who are seeking*:</b></p> <ul style="list-style-type: none"> <li>Long term wealth creation and income</li> <li>Investment predominantly in equity and equity related securities of Large and Mid cap companies</li> </ul>	 <p>The risk of the scheme is Very High Risk</p>	<p>As per AMFI Tier I. <b>Benchmark : NIFTY Large Midcap 250 TRI</b></p>  <p>The risk of the benchmark is Very High Risk</p>



\* Investors should consult their financial advisers if in doubt about whether the product is suitable for them.

Scheme name and Type of scheme	Scheme Risk-o-meter	Benchmark Risk-o-meter (as applicable)
<p><b>HSBC Multi Cap Fund</b> (An open ended equity scheme investing across large cap, mid cap, small cap stocks)</p> <p><b>This product is suitable for investors who are seeking*:</b></p> <ul style="list-style-type: none"> <li>To create wealth over long-term</li> <li>Investment predominantly in equity and equity related securities across market capitalization</li> </ul>	 <p>The risk of the scheme is Very High Risk</p>	<p>As per AMFI Tier I. <b>Benchmark Index: NIFTY 500 Multi-cap 50:25:25 TRI</b></p>  <p>The risk of the benchmark is Very High Risk</p>

\* Investors should consult their financial advisers if in doubt about whether the product is suitable for them.

Scheme name and Type of scheme	Scheme Risk-o-meter	Benchmark Risk-o-meter (as applicable)
<p><b>HSBC Focused Fund</b> (An open ended equity scheme investing in maximum 30 stocks across market caps (i.e. Multi-Cap))</p> <p><b>This product is suitable for investors who are seeking*:</b></p> <ul style="list-style-type: none"> <li>Long term wealth creation</li> <li>Investment in equity and equity related securities across market capitalization in maximum 30 stocks</li> </ul>	 <p>The risk of the scheme is Very High Risk</p>	<p>As per AMFI Tier I Benchmark i.e. <b>Benchmark Index: NIFTY 500 TRI</b></p>  <p>The risk of the benchmark is Very High Risk</p>

\* Investors should consult their financial advisers if in doubt about whether the product is suitable for them.

Scheme name and Type of scheme	*Scheme Risk-o-meter	Benchmark Risk-o-meter (as applicable)
<p><b>HSBC Medium to Long Duration Fund</b> (An open ended medium to long term debt scheme investing in instruments such that the Macaulay duration of the portfolio is between 4 years to 7 years. (Please refer Page No. 11 of SID for explanation on Macaulay's duration). Relatively High interest rate risk and relatively Low credit risk.)</p> <p><b>This product is suitable for investors who are seeking*:</b></p> <ul style="list-style-type: none"> <li>Regular income over medium to long term</li> <li>Investment in diversified portfolio of fixed income securities such that the Macaulay<sup>^</sup> duration of the portfolio is between 4 year to 7 years</li> </ul>	 <p>The risk of the scheme is Moderate Risk</p>	<p>As per AMFI tier 1 Benchmark Index: <b>NIFTY Medium to Long Duration Debt Index A- III</b></p>  <p>The risk of the benchmark is Moderate Risk</p>

\* Investors should consult their financial advisers if in doubt about whether the product is suitable for them.

<sup>^</sup> The Macaulay duration is the weighted average term to maturity of the cash flows from a bond. The weight of each cash flow is determined by dividing the present value of the cash flow by the price.



**Note on Risk-o-meters:** Riskometer is as on 31 March 2026, Any change in risk-o-meter shall be communicated by way of Notice cum Addendum and by way of an e-mail or SMS to unitholders of that particular scheme

**Potential Risk Class (HSBC Medium to Long Duration Fund)**

Credit Risk →	Relatively Low (Class A)	Moderate (Class B)	Relatively High (Class C)
Interest Rate Risk ↓			
<b>Relatively Low (Class I)</b>			
<b>Moderate (Class II)</b>			
<b>Relatively High (Class III)</b>	<b>A-III</b>		

**A Scheme with Relatively High interest rate risk and Low credit risk.**

Potential Risk Class ('PRC') matrix indicates the maximum interest rate risk (measured by Macaulay Duration of the scheme) and maximum credit risk (measured by Credit Risk Value of the scheme) the fund manager can take in the scheme. PRC matrix classification is done in accordance with and subject to the methodology/guidelines prescribed by SEBI to help investors take informed decision based on the maximum interest rate risk and maximum credit risk the fund manager can take in the scheme, as depicted in the PRC matrix.

Scheme name and Type of scheme	*Scheme Risk-o-meter	Benchmark Risk-o-meter (as applicable)
<p><b>HSBC Dynamic Bond Fund</b></p> <p>(An open ended dynamic debt scheme investing across duration. A relatively high interest rate risk and relatively low credit risk.)</p> <p><b>This product is suitable for investors who are seeking*:</b></p> <ul style="list-style-type: none"> <li>• Generation of reasonable returns over medium to long term</li> <li>• Investment in fixed income securities</li> </ul>	 <p>The risk of the scheme is Moderate Risk</p>	<p>As per AMFI Tier 1. Benchmark Index: <b>NIFTY Composite Debt Index A-III</b></p>  <p>The risk of the benchmark is Moderate Risk</p>


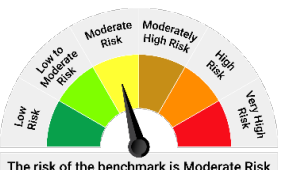
\* Investors should consult their financial advisers if in doubt about whether the product is suitable for them.

**Note on Risk-o-meters:** Riskometer is as on 31 March 2026, Any change in risk-o-meter shall be communicated by way of Notice cum Addendum and by way of an e-mail or SMS to unitholders of that particular scheme

**Potential Risk Class (HSBC Dynamic Bond Fund)**

Credit Risk →			
Interest Rate Risk ↓	Relatively Low (Class A)	Moderate (Class B)	Relatively High (Class C)
Relatively Low (Class I)			
Moderate (Class II)			
Relatively High (Class III)	<b>A-III</b>		
<b>A Scheme with Relatively High interest rate risk and Low credit risk.</b>			

Potential Risk Class ('PRC') matrix indicates the maximum interest rate risk (measured by Macaulay Duration of the scheme) and maximum credit risk (measured by Credit Risk Value of the scheme) the fund manager can take in the scheme. PRC matrix classification is done in accordance with and subject to the methodology/guidelines prescribed by SEBI to help investors take informed decision based on the maximum interest rate risk and maximum credit risk the fund manager can take in the scheme, as depicted in the PRC matrix.

Scheme name and Type of scheme	*Scheme Risk-o-meter	Benchmark Risk-o-meter (as applicable)
<p><b>HSBC Corporate Bond Fund</b></p> <p>(An open ended debt scheme predominantly investing in AA+ and above rated corporate bonds. A relatively high interest rate risk and relatively low credit risk)</p> <p><b>This product is suitable for investors who are seeking*:</b></p> <ul style="list-style-type: none"> <li>• Generation of regular and stable income over medium to long term</li> <li>• Investment predominantly in AA+ and above rated corporate bonds and money market instruments</li> </ul>	 <p>The risk of the scheme is Moderate Risk</p>	<p>As per AMFI Tier 1. Benchmark Index: <b>NIFTY Corporate Bond Index A-II</b></p>  <p>The risk of the benchmark is Moderate Risk</p>

**Potential Risk Class (HSBC Corporate Bond Fund)**

Credit Risk →	Relatively Low (Class A)	Moderate (Class B)	Relatively High (Class C)
Interest Rate Risk ↓			
Relatively Low (Class I)			
Moderate (Class II)			
Relatively High (Class III)	<b>A-III</b>		

**A Scheme with Relatively High interest rate risk and Low credit risk.**

Potential Risk Class ('PRC') matrix indicates the maximum interest rate risk (measured by Macaulay Duration of the scheme) and maximum credit risk (measured by Credit Risk Value of the scheme) the fund manager can take in the scheme. PRC matrix classification is done in accordance with and subject to the methodology/guidelines prescribed by SEBI to help investors take informed decision based on the maximum interest rate risk and maximum credit risk the fund manager can take in the scheme, as depicted in the PRC matrix.

**Note on Risk-o-meters:** Riskometer is as on 31 March 2026, Any change in risk-o-meter shall be communicated by way of Notice cum Addendum and by way of an e-mail or SMS to unitholders of that particular scheme

**Past performance may or may not be sustained in future and is not a guarantee of any future returns.** Source: HSBC Mutual Fund, Data as on 31 March 2026

Investors are requested to note that as per SEBI (Mutual Funds) Regulations, 2026 and guidelines issued thereunder, HSBC AMC, its employees and/or empaneled distributors/agents are forbidden from guaranteeing/promising/assuring/predicting any returns or future performances of the schemes of HSBC Mutual Fund. Hence please do not rely upon any such statements/commitments. If you come across any such practices, please register a complaint via email at [investor.line@mutualfunds.hsbc.co.in](mailto:investor.line@mutualfunds.hsbc.co.in).

**Disclaimer:** This document has been prepared by HSBC Mutual Fund for information purposes only and should not be construed as i) an offer or recommendation to buy or sell securities, commodities, currencies or other investments referred to herein; or ii) an offer to sell or a solicitation or an offer for purchase of any of the funds of HSBC Mutual Fund; or iii) an investment research or investment advice. It does not have regard to specific investment objectives, financial situation and the particular needs of any specific person who may receive this document. Investors should seek personal and independent advice regarding the appropriateness of investing in any of the funds, securities, other investment or investment strategies that may have been discussed or referred herein and should understand that the views regarding future prospects may or may not be realized. In no event shall HSBC Mutual Fund/HSBC Asset management (India) Private Limited and / or its affiliates or any of their directors, trustees, officers and employees be liable for any direct, indirect, special, incidental or consequential damages arising out of the use of information / opinion herein.

This document is intended only for those who access it from within India and approved for distribution in Indian jurisdiction only. Distribution of this document to anyone (including investors, prospective investors or distributors) who are located outside India or foreign nationals residing in India, is strictly prohibited. Neither this document nor the units of HSBC Mutual Fund have been registered under Securities law/Regulations in any foreign jurisdiction. The distribution of this document in certain jurisdictions may be unlawful or restricted or totally prohibited and accordingly, persons who come into possession of this document are required to inform themselves about, and to observe, any such restrictions. If any person chooses to access this document from a jurisdiction other than India, then such person do so at his/her own risk and HSBC and its group companies will not be liable for any breach of local law or regulation that such person commits as a result of doing so.

© Copyright. HSBC Mutual Fund 2026, ALL RIGHTS RESERVED.

HSBC Mutual Fund, 9-11th Floor, NESCO - IT Park Bldg. 3, Nesco Complex, Western Express Highway, Goregaon East, Mumbai 400063. Maharashtra. GST - 27AABCH007N1ZS, Email: [investor.line@mutualfunds.hsbc.co.in](mailto:investor.line@mutualfunds.hsbc.co.in) | Website: [www.assetmanagement.hsbc.co/in](http://www.assetmanagement.hsbc.co/in)

**Mutual Fund investments are subject to market risks, read all scheme related documents carefully.**