

HSBC Mid Cap Fund (HMCF) | Performance Note
[January 2023]

Fund Managers- Vihang Shankar Naik (No. of funds managed 4) – managing fund since 28 Jun 2016 and Cheenu Gupta (No. of funds managed 7) - managing fund since 26 Nov 2022 and Mr. Sonal Gupta (No of schemes managed 4, for investment in foreign securities)

Lump Sum Investment Performance									Inception Date
Fund / Benchmark (Value of Rs 10,000 invested)	1 Year		3 Years		5 Years		Since Inception		
	Amount in Rs	PTP Returns %	Amount in Rs	PTP Returns %	Amount in Rs	PTP Returns %	Amount in Rs	PTP Returns %	
HSBC Mid Cap Fund-Reg ¹	9,935	-0.65	15,584	15.94	13,688	6.47	2,07,154	17.90	09-Aug-04
Scheme Benchmark (S&P BSE 150 MidCap TRI)	10,364	3.65	19,457	24.84	17,074	11.28	NA	NA	
Additional Benchmark (Nifty 50 TRI)	10,569	5.71	15,416	15.52	18,305	12.84	1,39,254	15.39	

Performance of other funds managed by the Fund Manager									Inception Date
Fund / Benchmark (Value of Rs 10,000 invested)	1 Year		3 Years		5 Years		Since Inception		
	Amount in Rs	PTP Returns %	Amount in Rs	PTP Returns %	Amount in Rs	PTP Returns %	Amount in Rs	PTP Returns %	
HSBC Large and Mid Cap Fund-Reg	9,797	-2.0356	14,843	14.0719	NA	NA	15,404	12.1711	28-Mar-19
Scheme Benchmark (NIFTY Large Midcap 250 TRI)	10,448	4.4968	17,307	20.0629	NA	NA	17698	16.3874	
Additional Benchmark (Nifty 50 TRI)	10,569	5.7075	15,416	15.5206	NA	NA	16,381	14.0199	
HSBC Small Cap Fund-Reg ²	10,046	0.4588	20,654	27.3517	16,125	10.016	44,346	18.8114	12-May-14
Scheme Benchmark (S&P BSE 250 Small Cap Index TRI)	9,898	-1.0193	20,142	26.2902	14,066	7.0537	NA	NA	
Additional Benchmark (Nifty 50 TRI)	10,569	5.7075	15,416	15.5206	18,305	12.8385	28,789	13.0174	
HSBC ELSS Fund-Reg	9,697	-3.0371	14,332	12.7469	13,786	6.6252	79,320	13.078	27-Feb-06
Scheme Benchmark (Nifty 500 TRI)	10,425	4.2581	16,173	17.3806	17,247	11.5047	70964	12.3334	
Additional Benchmark (Nifty 50 TRI)	10,569	5.7075	15,416	15.5206	18,305	12.8385	72,507	12.4769	
HSBC Tax Saver Equity Fund-Reg	9,966	-0.3385	14,887	14.182	14,233	7.3069	56,769	11.4674	05-Jan-07
Scheme Benchmark (Nifty 500 TRI)	10,425	4.2581	16,173	17.3806	17,247	11.5047	55982	11.3702	
Additional Benchmark (Nifty 50 TRI)	10,569	5.7075	15,416	15.5206	18,305	12.8385	55,088	11.2582	
HSBC Value Fund-Reg	10,524	5.2521	16,925	19.1733	15,679	9.4003	61,216	14.9753	08-Jan-10
Scheme Benchmark (Nifty 500 TRI)	10,425	4.2581	16,173	17.3806	17,247	11.5047	40646	11.4055	
Additional Benchmark (Nifty 50 TRI)	10,569	5.7075	15,416	15.5206	18,305	12.8385	40,433	11.3604	
HSBC Flexi Cap Fund-Reg	10,185	1.8516	14,713	13.7376	14,611	7.8691	1,57,695	15.7471	24-Feb-04
Scheme Benchmark (Nifty 500 TRI)	10,425	4.2581	16,173	17.3806	17,247	11.5047	134929	14.7942	
Additional Benchmark (Nifty 50 TRI)	10,569	5.7075	15,416	15.5206	18,305	12.8385	1,26,802	14.4167	
HSBC Conservative Hybrid Fund - Reg	10,039	0.3902	12,030	6.3543	13,111	5.5601	44,979	8.2988	24-Feb-04
Scheme Benchmark (NIFTY 50 Hybrid Composite Deb 15:85 Index)	10,341	3.4158	12,635	8.108	14,867	8.2447	45336	8.3442	
Additional Benchmark (CRISIL 10 year Gilt Index)	10,044	0.4424	11,122	3.6094	13,029	5.4285	27,211	5.451	
HSBC Equity Savings Fund-Reg	10,203	2.04	13,122	9.4796	13,527	6.2214	23,442	7.8976	18-Oct-11
Scheme Benchmark (NIFTY Equity Savings Index)	10,487	4.8818	13,041	9.2542	15,113	8.6003	27882	9.5803	
Additional Benchmark (CRISIL 10 year Gilt Index)	10,044	0.4424	11,122	3.6094	13,029	5.4285	20,531	6.6284	

Past performance may or may not be sustained in future. Note : PTP return % = point to point returns, Source: HSBC Asset Management India, Data as at 31 Dec 2022

HSBC Mid Cap Fund (HMCF) | Performance Note
[January 2023]

Past performance may or may not be sustained in the future. Refer note below.

Name of Scheme	Fund Manager	No. of funds managed and Co-managed
HSBC Midcap Fund	Vihang Shankar Naik- Since June 28 2016 Cheenu Gupta- Since Nov 26 2022	Vihang Shankar Naik-4 Cheenu Gupta-7
HSBC Large & Mid Cap Fund	Cheenu Gupta- Since Nov 26, 2022 Neelotpal Sahai- Since Mar 28, 2019	Cheenu Gupta-7 Neelotpal Sahai-4
HSBC Small Cap Fund	Venugopal Manghat- Since Dec 17, 2019 Vihang Shankar Naik- Since Dec 17, 2019	Venugopal Manghat-5 Vihang Shankar Naik-4
HSBC ELSS Fund	Cheenu Gupta- Since Jul 02, 2021 Gautam Bhupal- Since Nov 26, 2022	Cheenu Gupta-7 Gautam Bhupal-6
HSBC Tax Saver Fund	Gautam Bhupal- Since July 23, 2019 Cheenu Gupta- Since Nov 26, 2022	Gautam Bhupal-6 Cheenu Gupta-7
HSBC Value Fund	Venugopal Manghat- Since Nov 24, 2012 Vihang Shankar Naik- Since Dec 17, 2019	Venugopal Manghat-5 Vihang Shankar Naik-4
HSBC Flexi Cap Fund	Vihang Shankar Naik- Since Nov, 26 2022 Venugopal Manghat- Since Nov, 26 2022	Vihang Shankar Naik-4 Venugopal Manghat-5
HSBC Conservative Hybrid Fund	Ritesh Jain (Fixed Income) Since Nov 26, 2022 Cheenu Gupta (Equity) Since Nov 26, 2022	Ritesh Jain-5 Cheenu Gupta-7
HSBC Equity Savings Fund	Cheenu Gupta (Equity) - Since Jul 02, 2021 Ritesh Jain (Fixed Income) - Since Nov 26, 2022	Cheenu Gupta-7 Ritesh Jain-5
HSBC Aggressive Hybrid Fund	Cheenu Gupta (Equity)- Since July 02, 2021 Shriram Ramanathan (Fixed Income)- Since May 30, 2016	Cheenu Gupta-7 Shriram Ramanathan-11

¹ **HSBC Mid Cap Fund:** The launch date of the S&P BSE 150 Mid Cap TRI is November 30, 2017 whereas the inception date of the scheme is August 09, 2004. The corresponding benchmark returns since inception of the scheme is not available.

² **HSBC Small Cap Fund:** The launch date of the S&P BSE 250 Small Cap Index (INR) is November 30, 2017 whereas the inception date of the scheme is May 12, 2014. The corresponding benchmark returns since inception of the scheme is not available.

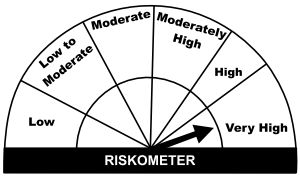
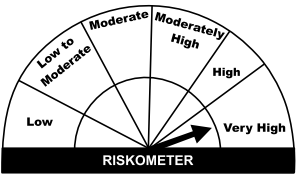
SIP Performance - HSBC Mid Cap Fund - Reg					Inception Date: 09-August-04
Scheme Name & Benchmarks	1 Year	3 Years	5 Years	Since Inception	
Total amount invested (₹)	120000	360000	600000	2200000	
Market Value as on December 30, 2022 (₹)	1,23,067	4,55,326	8,26,121	1,08,89,062	
Scheme Returns (%)	4.79	15.90	12.76	15.47	
S&P BSE 150 MidCap TRI - Scheme Benchmark (₹)	1,26,469	5,19,552	9,85,243	NA	
S&P BSE 150 MidCap TRI - Scheme Benchmark Returns (%)	10.19	25.39	19.95	NA	
Nifty 50 TRI - Additional Benchmark (₹)	1,26,680	4,75,581	8,87,596	82,67,257	
Nifty 50 TRI - Additional Benchmark Returns (%)	10.53	18.98	15.67	12.97	

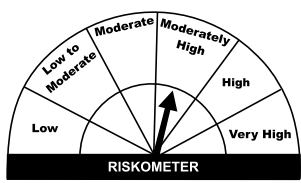
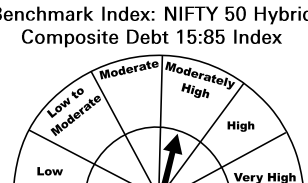
For SIP returns, monthly investment of Rs.10,000 invested on the 1st day of every month has been considered. SIP Return are calculated on XIRR basis. Since Inception returns are provided from the date of allotment of units.

The performance details provided herein is of Regular Plan - Growth Option. Returns on Rs.10,000 are point-to-point returns for the specific time period, invested at the start of the period. The returns for the respective periods are provided as on last available NAV of December 2022 for the respective Schemes. Returns for 1 year and above are Compounded Annualized. Returns for less than 1 year is Simple Annualized. Load is not taken into consideration for computation of performance. Different plans viz. Regular Plan and Direct Plan shall have a different expense structure. The expenses of the Direct Plan under the Scheme will be lower to the extent of the distribution expenses / commission charged to the Regular Plan.





Pursuant to the transfer of schemes of L&T Mutual Fund to HSBC Mutual Fund, which was effective from the close of business hours of November 25, 2022, certain schemes of L&T Mutual Fund and HSBC Mutual Fund were merged. Accordingly, the performance of the Scheme (which is the surviving scheme out of the merger of schemes with similar features) provided above is computed as per the provisions of SEBI Circular No- SEBI/HO/IMD/DF3/CIR/P/2018/69 dated April 12, 2018 using the weighted average performance of both transferor and transferee schemes. The details of the transferor and transferee schemes please refer to our notice dated October 14, 2022 available on www.assetmanagement.hsbc.co.in.

Product Label

Scheme name and Type of scheme	Riskometer of the Scheme	Riskometer of the benchmark
<p>This product is suitable for investors who are seeking*:</p> <p>HSBC Midcap Fund (Erstwhile L&T Midcap Fund) - Midcap Fund – An open ended equity scheme predominantly investing in mid cap stocks.</p> <ul style="list-style-type: none"> • Long term wealth creation • Investment in equity and equity related securities of mid cap companies. (Benchmark : S&P BSE 150 MidCap TRI Index) <p>HSBC Large and Mid Cap Fund (Erstwhile HSBC Large & Mid Cap Equity Fund) - Large and Mid Cap Fund – An open ended equity scheme investing in both large cap and mid cap stocks.</p> <ul style="list-style-type: none"> • Long term wealth creation and income • Investment predominantly in equity and equity related securities of Large and Mid cap companies (Benchmark : NIFTY Large Midcap 250 TRI) <p>HSBC Small Cap Fund (Erstwhile L&T Emerging Businesses Fund) - Small Cap Fund – An open ended equity scheme predominantly investing in small cap stocks</p> <ul style="list-style-type: none"> • Long term capital appreciation • Investment predominantly in equity and equity-related securities, including equity derivatives in Indian markets with key theme focus being emerging companies (small cap stocks); and foreign securities (Benchmark : S&P BSE 250 Small Cap Index TRI Index) <p>HSBC ELSS Fund (Erstwhile L&T Tax Advantage Fund) - Equity Linked Savings Scheme - An open ended equity linked saving scheme with a statutory lock in of 3 years and tax benefit</p> <ul style="list-style-type: none"> • Long term capital growth • Investment predominantly in equity and equity-related securities. (Benchmark : NIFTY 500 TRI Index) <p>HSBC Tax Saver Equity Fund - Equity Linked Savings Scheme - An open ended equity linked saving scheme with a statutory lock in of 3 years and tax benefit</p> <ul style="list-style-type: none"> • Long term capital growth • Investment predominantly in equity and equity-related securities. (Benchmark : NIFTY 500 TRI Index) <p>HSBC Value Fund (Erstwhile L&T India Value Fund) - Value Fund - An open ended equity scheme following a value investment strategy.</p> <ul style="list-style-type: none"> • Long term capital appreciation • Investment predominantly in equity and equity-related securities in Indian markets and foreign securities with higher focus on undervalued securities. (Benchmark : NIFTY 500 TRI Index) <p>HSBC Flexi Cap Fund - Flexi Cap Fund – An open ended dynamic equity scheme investing across large cap, mid cap, small cap stocks.</p> <ul style="list-style-type: none"> • To create wealth over long term • Investment in equity and equity related securities across market capitalizations. (Benchmark : NIFTY 500 TRI Index) 	 <p>Investors understand that their principal will be at Very High risk</p>	

HSBC Conservative Hybrid Fund (Erstwhile HSBC Regular Savings Fund)		
 <p>Investors understand that their principal will be at Moderately High risk</p>	<p>Conservative Hybrid Fund – An open ended hybrid scheme investing predominantly in debt instruments.</p> <p>This product is suitable for investors who are seeking*:</p> <ul style="list-style-type: none"> • Investment in fixed income (debt and money market instruments) as well as equity and equity related securities • Capital appreciation over medium to long term 	<p>Benchmark Index: NIFTY 50 Hybrid Composite Debt 15:85 Index</p> 

* Investors should consult their financial advisers if in doubt about whether the product is suitable for them.

HSBC Equity Savings Fund (Erstwhile L&T Equity Savings Fund)		
 <p>Investors understand that their principal will be at Moderate risk</p>	<p>Equity Savings Fund – An open ended scheme investing in equity, arbitrage and debt.</p> <p>This product is suitable for investors who are seeking*:</p> <ul style="list-style-type: none"> • Investment in fixed income (debt and money market instruments) as well as equity and equity related securities • Capital appreciation over medium to long term 	<p>Benchmark Index: NIFTY Equity Savings Index</p> 
HSBC Aggressive Hybrid Fund (Erstwhile L&T Hybrid Equity Fund)		
 <p>Investors understand that their principal will be at Very High risk</p>	<p>Aggressive Hybrid Fund - An open ended hybrid scheme investing predominantly in equity and equity related instruments..</p> <p>This product is suitable for investors who are seeking*:</p> <ul style="list-style-type: none"> • Long term wealth creation and income • Investment in equity and equity related securities and fixed income instruments 	<p>Benchmark Index: Nifty 50 Hybrid composite debt 65:35 Index</p> 

* Investors should consult their financial advisers if in doubt about whether the product is suitable for them.

Riskometer of the respective scheme is as on 31 Dec 2022, Any change in risk-o-meter shall be communicated by way of Notice cum Addendum and by way of an e-mail or SMS to unitholders of that particular scheme.

Past performance is not an indicator of future returns. Source: HSBC Asset Management India, data as at 31 Dec 2022

Disclaimer: This document has been prepared by HSBC Asset Management (India) Private Limited (HSBC) for information purposes only and should not be construed as i) an offer or recommendation to buy or sell securities, commodities, currencies or other investments referred to herein; or ii) an offer to sell or a solicitation or an offer for purchase of any of the funds of HSBC Mutual Fund; or iii) an investment research or investment advice. It does not have regard to specific investment objectives, financial situation and the particular needs of any specific person who may receive this document. Investors should seek personal and independent advice regarding the appropriateness of investing in any of the funds, securities, other investment or investment strategies that may have been discussed or referred herein and should understand that the views regarding future prospects may or may not be realized. In no event shall HSBC Mutual Fund/HSBC Asset management (India) Private Limited and / or its affiliates or any of their directors, trustees, officers and employees be liable for any direct, indirect, special, incidental or consequential damages arising out of the use of information / opinion herein.

This document is intended only for those who access it from within India and approved for distribution in Indian jurisdiction only. Distribution of this document to anyone (including investors, prospective investors or distributors) who are located outside India or foreign nationals residing in India, is strictly prohibited. Neither this document nor the units of HSBC Mutual Fund have been registered under Securities law/Regulations in any foreign jurisdiction. The distribution of this document in certain jurisdictions may be unlawful or restricted or totally prohibited and accordingly, persons who come into possession of this document are required to inform themselves about, and to observe, any such restrictions. If any person chooses to access this document from a jurisdiction other than India, then such person do so at his/her own risk and HSBC and its group companies will not be liable for any breach of local law or regulation that such person commits as a result of doing so.

© Copyright. HSBC Asset Management (India) Private Limited 2022, ALL RIGHTS RESERVED.
 HSBC Mutual Fund, 9-11th Floor, NESCO - IT Park Bldg. 3, Nesco Complex, Western Express Highway, Goregaon East, Mumbai 400063. Maharashtra.
 GST - 27AABCH0007N1ZS, Email: investor.line@mutualfunds.hsbc.co.in | Website: www.assetmanagement.hsbc.co/in

Mutual fund investments are subject to market risks, read all scheme related documents carefully.