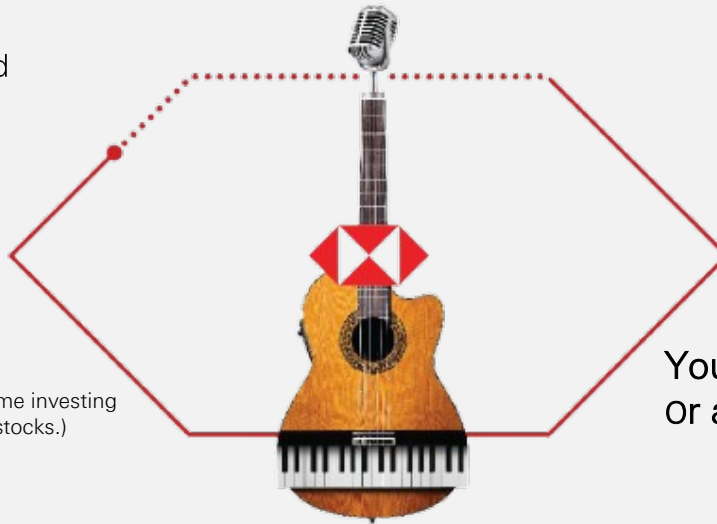


Play
Any symphony.


Product Note HSBC Flexi Fund

(An open ended dynamic equity scheme investing across large cap, mid cap, small cap stocks.)

June 2026



Your way,
Or all at once.



Why HSBC Flexi Cap Fund

To seek an exposure to any one or all across market capitalisations in the portfolio to get a value from opportunities in small, mid and or large cap segments




Philosophy of a Flexi Cap Fund is to run it like an all-weather portfolio, i.e., irrespective of market cycles, these investments aim to offer you risk-adjusted performance over long run.



Aim to create a corpus by generating inflation-adjusted returns to cater to long-term goals



Primarily has a bottom-up approach towards portfolio construction and relies on superior stock selection as a source for potential alpha generation.



The fund aims to identify good quality and sustainable businesses, backed by strong and competent management, with tailwinds for potential earnings growth driven by demand-led volume growth in products, market share gains, margin accretion, financial deleveraging, etc.



Key Facts

Fund Manager	Abhishek Gupta & Mayank Chaturvedi#
Benchmark¹	NIFTY 500 TRI
Inception Date	24 Feb 2004
AUM⁶	Rs. 5,538.48 cr.

#Mayank Chaturvedi shall be the fund manager for investments in foreign securities (wherever applicable) for all the schemes of HSBC Mutual Fund. w.e.f. October 01, 2025. Data as on 31 May 2026.

¹ As per clause 7.22 of the SEBI Master Circular for Mutual Funds dated March 20, 2026., on Benchmarks for Mutual Fund Schemes' has introduced two-tiered structure for benchmarking of certain categories of schemes. Accordingly, the benchmark has been classified as Tier 1 benchmark

² As on 29 May, 2026 of Growth option regular plan. During the same period, scheme benchmark (Nifty 500 TRI) has moved by 20.4x to Rs. 20,41,460 from Rs.1,00,000 and delivered return of 14.50%. Please refer detailed performance of HSBC Flexi Cap Fund. ³During the same period, value of investments in scheme benchmark (Nifty 500 TRI) has moved to Rs. 1,45,84,656.

The sector(s)/stock(s)/issuer(s) mentioned in this document do not constitute any research report nor it should be considered as an investment research, investment recommendation or advice to any reader of this content to buy or sell any stocks / investments. The Fund/portfolio may or may not have any existing / future position in these sector(s)/stock(s)/issuer(s). Past performance may or may not sustain and doesn't guarantee the future performance. SEBI Registered Name/Number-HSBC Mutual Fund/MF/046/02/5

Portfolio	% to net assets
ICICI Bank Limited	4.20%
HDFC Bank Limited	3.14%
Reliance Industries Limited	2.85%
Mtar Technologies Limited	2.73%
TD Power Systems Limited	2.26%
Multi Commodity Exchange of India Ltd.	2.10%
State Bank of India	2.09%
Samvardhana Motherson International Ltd	2.01%
Axis Bank Limited	1.96%
Shriram Finance Limited	1.96%

Industry - Allocation	% to net assets
Banks	15.16%
Electrical Equipment	8.36%
Finance	7.59%
Capital Markets	6.73%
IT - Software	6.70%
Pharmaceuticals & Biotechnology	4.94%
Petroleum Products	3.73%
Retailing	3.48%
Ferrous Metals	3.37%
Beverages	3.36%

Risk Ratios ⁴	
Standard Deviation	17.31%
Beta	1.05

Risk Ratios ⁴	
Sharpe Ratio ⁵	0.72
R2	0.93%

Month End Base Expenses Ratios (Annualized)⁶

Plan	Base Expense Ratio (BER)
Regular ⁷	1.58%
Direct	0.89%

Market Capitalisation

Large Cap	48.36%
Small Cap	24.95%
Mid Cap	24.88%
Debt	1.81%

⁴ Quantitative Data disclosed are as per monthly returns (Annualized) for the last 3 years. ⁵ Risk free rate: 5.52% (FIMMDA-NSE Mibor) Refer to the Fund's website, www.assetmanagement.hsbc.co.in for monthly portfolio disclosures. ⁶ BER excludes brokerage & transaction cost, and statutory levies(including GST). Refer to the notice cum addendum issued on March 27, 2026 with respect to change in "Base Expense Ratio (BER) limits" of all schemes of HSBC Mutual Fund effective April 01, 2026. For detailed TER Click Here(https://old.camsonline.com/COL_HSBCDownload.aspx) ⁷ Continuing plans

Investment Objective

To seek long term capital growth through investments made dynamically across market capitalization (i.e., Large, Mid, and Small Caps). The investment could be in any one, two or all three types of market capitalization. The Scheme aims to predominantly invest in equity and equity related securities. However, in line with the asset allocation pattern of the Scheme, it could move its assets between equity and fixed income securities depending on its view on these markets. However, there can be no assurance or guarantee that the investment objective of the scheme would be achieved.

Fund Manager - Abhishek Gupta Effective 01 Mar 2024. Total Schemes Managed – 4; Fund Manager - Mayank Chaturvedi Effective 01 Oct 2025. Total Schemes Managed - 19

Lump Sum Investment Performance											Inception Date
Fund / Benchmark (Value of Rs 10,000 invested)	1 Year		3 Years		5 Years		10 Years		Since Inception		
	Amount in ₹	Returns %	Amount in ₹	Returns %	Amount in ₹	Returns %	Amount in ₹	Returns %	Amount in ₹	Returns %	
HSBC Flexi Cap Fund-Regular Plan [~]	10448	4.49	16352	17.83	19573	14.38	34957	13.33	271368	15.97	24-Feb-04
Scheme Benchmark (Nifty 500 TRI)	10028	0.28	14778	13.92	18007	12.49	37165	14.03	204146	14.50	
Additional Benchmark (Nifty 50 TRI)	9616	-3.85	13140	9.54	16012	9.88	32593	12.54	171240	13.60	
HSBC Flexi Cap Fund-Direct Plan [~]	10526	5.28	16726	18.72	20348	15.28	37787	14.22	61239	14.47	01-Jan-13
Scheme Benchmark (Nifty 500 TRI)	10028	0.28	14778	13.92	18007	12.49	37165	14.03	54768	13.52	
Additional Benchmark (Nifty 50 TRI)	9616	-3.85	13140	9.54	16012	9.88	32593	12.54	46469	12.13	

Past performance may or may not be sustained in future and is not a guarantee of any future returns. The performance details provided herein are of Regular as well as Direct Plan - Growth Option. Returns on ₹10,000 are point-to-point returns for the specific time period, invested at the start of the period. The returns for the respective periods are provided as on last available NAV of May 2026 for the respective schemes. Returns for 1 year and above are Compounded Annualized. Returns for less than 1 year is Simple Annualized. Load is not taken into consideration for computation of performance. Different plans shall have a different expense structure. The expenses of the Direct Plan under the Scheme will be lower to the extent of the distribution expenses / commission charged to the Regular Plan.

As per clause 6.9.1 of the SEBI Master Circular for Mutual Funds dated March 20, 2026., the scheme returns vis-à-vis the benchmark return (Total Return Index) shall be disclosed are provided from the date of allotment of units.

Post merger performance of the surviving scheme, arising out of merger of schemes with similar features, is computed as per the provisions of clause 14.3 of the SEBI Master Circular for Mutual Funds dated March 20, 2026., on Disclosure of Performance of Schemes post-merger using the weighted average performance of both transferor and transferee schemes. In other cases, performance is computed using the Applicable NAV of the surviving/continuing schemes. [~] Face value Rs 10

SIP Performance - HSBC Flexi Cap Fund – Regular Plan					Inception Date: 24-Feb-04
Scheme Name & Benchmarks	1 Year	3 Years	5 Years	Since Inception	
Total amount invested (₹)	120000	360000	600000	2670000	
Market Value as on May 29, 2026 (₹)	1,23,310	4,17,805	8,46,124	1,62,19,952	
Scheme Returns (%)	5.24	9.97	13.76	14.06	
Nifty 500 TRI - Scheme Benchmark (₹)	1,18,863	3,95,859	7,80,840	1,45,84,656	
Nifty 500 TRI - Scheme Benchmark Returns (%)	-1.78	6.30	10.51	13.30	
Nifty 50 TRI - Additional Benchmark (₹)	1,14,003	3,75,774	7,20,151	1,27,19,945	
Nifty 50 TRI - Additional Benchmark Returns (%)	-9.27	2.82	7.26	12.32	

SIP Performance - HSBC Flexi Cap Fund – Direct Plan					Inception Date: 01-Jan-13
Scheme Name & Benchmarks	1 Year	3 Years	5 Years	Since Inception	
Total amount invested (₹)	120000	360000	600000	1600000	
Market Value as on May 29, 2026 (₹)	1,23,805	4,23,024	8,65,217	45,26,259	
Scheme Returns (%)	6.03	10.82	14.67	14.50	
Nifty 500 TRI - Scheme Benchmark (₹)	1,18,863	3,95,859	7,80,840	42,50,949	
Nifty 500 TRI - Scheme Benchmark Returns (%)	-1.78	6.30	10.51	13.66	
Nifty 50 TRI - Additional Benchmark (₹)	1,14,003	3,75,774	7,20,151	37,22,297	
Nifty 50 TRI - Additional Benchmark Returns (%)	-9.27	2.82	7.26	11.88	

Past performance may or may not be sustained in future and is not a guarantee of any future returns. For SIP returns, monthly investment of Rs. 10,000/- invested on the 1st day of every month has been considered. SIP Return are calculated on XIRR basis. IDCW are assumed to be reinvested and bonus is adjusted. Load is not taken into consideration. Mayank Chaturvedi shall be the fund manager for investments in foreign securities (wherever applicable) for all the schemes of HSBC Mutual Fund. w.e.f. October 01, 2025. [Click here to check other funds performance managed by the Fund Manager](#)

Exit Load: If the units redeemed or switched out are upto 10% of the units purchased or switched in ("the limit") within 1 year from the date of allotment – Nil, If units redeemed or switched out are over and above the limit within 1 year from the date of allotment – 1%, If units are redeemed or switched out on or after 1 year from the date of allotment – Nil, A switch-out or a withdrawal under SWP may also attract an Exit Load like any Redemption. No Exit load will be chargeable in case of switches made between different options of the Scheme. No Exit load will be chargeable in case of Units allotted on account of IDCW reinvestments, if any. Exit load is not applicable for Segregated Portfolio.

Product Label

Scheme name and Type of scheme	Scheme Risk-o-meter	Benchmark Risk-o-meter (as applicable)
<p>HSBC Flexi Cap Fund (An open ended dynamic equity scheme investing across large cap, mid cap, small cap stocks.)</p> <p>This product is suitable for investors who are seeking*:</p> <ul style="list-style-type: none"> To create wealth over long term Investment in equity and equity related securities across market capitalizations. 	<p>The risk of the scheme is Very High Risk</p>	<p>As per AMFI Tier I. Benchmark Index: NIFTY 500 TRI</p> <p>The risk of the benchmark is Very High Risk</p>

* Investors should consult their financial advisers if in doubt about whether the product is suitable for them.

Note on Risk-o-meters: Riskometer is as on 31 May 2026, Any change in risk-o-meter shall be communicated by way of Notice cum Addendum and by way of an e-mail or SMS to unitholders of that particular scheme

Past performance may or may not be sustained in future and is not a guarantee of any future returns. Source: HSBC Mutual Fund, data as on 31 May 2026

Investors are requested to note that as per SEBI (Mutual Funds) Regulations, 2026 and guidelines issued thereunder, HSBC AMC, its employees and/or empaneled distributors/agents are forbidden from guaranteeing/promising/assuring/predicting any returns or future performances of the schemes of HSBC Mutual Fund. Hence please do not rely upon any such statements/commitments. If you come across any such practices, please register a complaint via email at investor.line@mutualfunds.hsbc.co.in.

Disclaimer: This document has been prepared by HSBC Mutual Fund for information purposes only and should not be construed as i) an offer or recommendation to buy or sell securities, commodities, currencies or other investments referred to herein; or ii) an offer to sell or a solicitation or an offer for purchase of any of the funds of HSBC Mutual Fund; or iii) an investment research or investment advice. It does not have regard to specific investment objectives, financial situation and the particular needs of any specific person who may receive this document. Investors should seek personal and independent advice regarding the appropriateness of investing in any of the funds, securities, other investment or investment strategies that may have been discussed or referred herein and should understand that the views regarding future prospects may or may not be realized. In no event shall HSBC Mutual Fund/HSBC Asset management (India) Private Limited and / or its affiliates or any of their directors, trustees, officers and employees be liable for any direct, indirect, special, incidental or consequential damages arising out of the use of information / opinion herein.

This document is intended only for those who access it from within India and approved for distribution in Indian jurisdiction only. Distribution of this document to anyone (including investors, prospective investors or distributors) who are located outside India or foreign nationals residing in India, is strictly prohibited. Neither this document nor the units of HSBC Mutual Fund have been registered under Securities law/Regulations in any foreign jurisdiction. The distribution of this document in certain jurisdictions may be unlawful or restricted or totally prohibited and accordingly, persons who come into possession of this document are required to inform themselves about, and to observe, any such restrictions. If any person chooses to access this document from a jurisdiction other than India, then such person do so at his/her own risk and HSBC and its group companies will not be liable for any breach of local law or regulation that such person commits as a result of doing so.

© Copyright. HSBC Mutual Fund 2026, ALL RIGHTS RESERVED.

HSBC Mutual Fund, 9-11th Floor, NESCO - IT Park Bldg. 3, Nesco Complex, Western Express Highway, Goregaon East, Mumbai 400063. Maharashtra.
GST - 27AABCH007N1ZS, Email: investor.line@mutualfunds.hsbc.co.in | Website: www.assetmanagement.hsbc.co/in

Mutual Fund investments are subject to market risks, read all scheme related documents carefully.

CL 4138