

Product Note

HSBC Money Market Fund (HMMF)

(An open ended debt scheme investing in money market instruments. Relatively low interest rate risk and moderate credit risk.)

June 2026

Fund Category	Fund Manager	Benchmark ^{1, 2}	Inception Date	AUM ^{3 &}
Money Market Fund	Mahesh Chhabria and Abhishek Iyer	NIFTY Money Market Index A-I	10 Aug 2005	Rs. 5,803.77 Cr

Quantitative Data		Minimum Investment		
Average Maturity	213.38 Days	Lumpsum	SIP	Additional Purchase
Modified Duration	202.97 Days	₹ 5,000	₹ 500	₹ 1,000
Macaulay Duration	213.15 Days			
Yield to Maturity	7.63%			

Why HSBC Money Market Fund?

- The scheme looks to position into maturity buckets to extract maximum value along the money market yield curve
- Low interest rate risk, given that maturity of instruments are below 1 year

Fund Approach

- Aims to selectively invest in good quality credits, while also maintaining adequate portfolio liquidity
- Current investment is in mix of T-Bills, CDs and CPs
- To create a corpus by generating risk-adjusted returns

Month End Base Expenses Ratios (Annualized)⁴

Plan	Base Expense Ratio (BER)
Regular ⁵	0.29%
Direct	0.12%

Exit Load: NIL, In terms of 11.7.1. of SEBI Master Circular on Mutual Funds dated March 20, 2026, no entry load will be charged to investors. No exit load (if any) will be charged for units allotted under bonus / reinvestment of IDCW option. Exit load is not applicable for Segregated Portfolio.

Pursuant to SEBI Clause 3.3 of SEBI Master circular on Mutual Funds dated March 20, 2026, in order to comply with the single plan structure amongst all the Schemes, it has been decided to discontinue acceptance of fresh purchases / additional purchases / switch-ins under Regular & Institutional Plan in HSBC Money Market Fund effective from October 1, 2012. All the discontinued Plans will continue to exist till the existing investors remain invested in the Plan(s). Only redemptions and switch-outs will be permitted in the discontinued Plans. Any additional investments or switch-in requests received in the name of the discontinued Plans will be processed under the available single Plan.

¹ As per clause 7.22 of the SEBI Master Circular for Mutual Funds dated March 20, 2026., on Benchmarks for Mutual Fund Schemes' has introduced two-tiered structure for benchmarking of certain categories of schemes. Accordingly, the benchmark has been classified as Tier 1 benchmark. Furthermore, the same is effective from 01 December 2021.

² Fund's benchmark has changed with effect from May 01, 2024.

³ AUM is as on 31 May 2026.

⁴ BER excludes brokerage & transaction cost, and statutory levies (including GST). Refer to the notice cum addendum issued on March 27, 2026 with respect to change in "Base Expense Ratio (BER) limits" of all schemes of HSBC Mutual Fund effective April 01, 2026. For detailed TER Click Here (https://old.camsonline.com/COL_HSBCDownload.aspx)

⁵ Continuing plans

⁶ For disclosure of quarterly AUM/AAUM and AUM by geography, please visit our website: <https://www.assetmanagement.hsbc.co.in/en/mutual-funds/investor-resources/information-library#&accordion1446811090=4>

Note: The sector(s)/stock(s)/issuer(s) mentioned in this document do not constitute any research report nor it should be considered as an investment research, investment recommendation or advice to any reader of this content to buy or sell any stocks / investments. The Fund/portfolio may or may not have any existing / future position in these sector(s)/stock(s)/issuer(s).

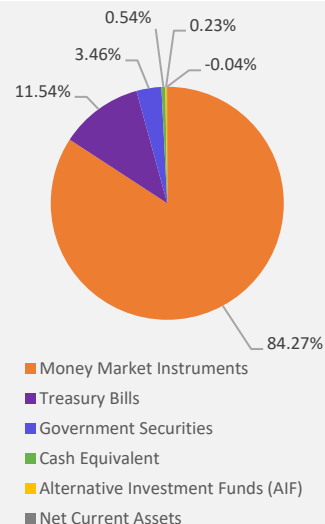
Source – HSBC Mutual Fund, Data as of 31 May 2026. **Past performance may or may not be sustained in future and is not a guarantee of any future returns.**

Portfolio

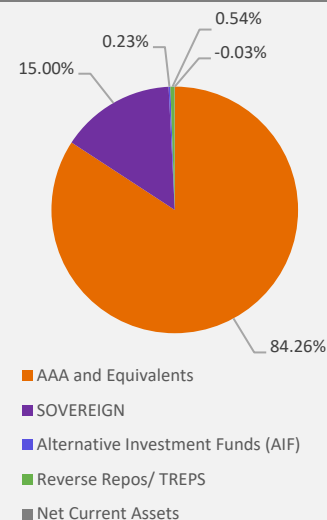
Issuer	Rating	% to Net Assets
Money Market Instruments		
Certificate of Deposit		54.06%
Canara Bank	CRISIL A1+	7.43%
SIDBI	CRISIL A1+ / CARE A1+	6.98%
Kotak Mahindra Bank Limited	CRISIL A1+	4.14%
The Federal Bank Limited	CRISIL A1+	4.12%
HDFC Bank Limited	CARE A1+ / CRISIL A1+	6.21%
Punjab National Bank	CARE A1+ / CRISIL A1+	6.49%
Union Bank of India	ICRA A1+	3.30%
Axis Bank Limited	CRISIL A1+	2.88%
Bank of Baroda	CARE A1+ / IND A1+ / CRISIL A1+	5.79%
ICICI Bank Limited	ICRA A1+	1.63%
NABARD	IND A1+ / CRISIL A1+	2.45%
IndusInd Bank Limited	CRISIL A1+	1.39%
AU Small Finance Bank Limited	IND A1+	1.24%
Commercial Paper		30.21%
Muthoot Finance Limited	CRISIL A1+	3.71%
Bharti Telecom Limited	CRISIL A1+	2.95%
NABARD	CRISIL A1+	2.85%
Birla Group Holdings Private Ltd	CRISIL A1+	2.84%
Infina Finance Private Limited (Kotak Group Entity)	CRISIL A1+	2.83%
LIC Housing Finance Limited	CRISIL A1+	2.43%
Bajaj Housing Finance Ltd	CRISIL A1+	2.43%
ICICI Securities Limited	CRISIL A1+	1.63%
Aditya Birla Housing Finance Limited	CRISIL A1+	1.63%
Cholamandalam Invest & Finance Co Ltd	CARE A1+ / ICRA A1+	2.83%
360 ONE Prime Limited	CRISIL A1+	1.22%
Motilal Oswal Financial Services	ICRA A1+ / CRISIL A1+	2.03%
Tata Projects Ltd.	CRISIL A1+	0.83%
Government Securities		3.46%
7.74% Tamilnadu SDL - 01-Mar-2027	SOVEREIGN	1.60%
7.20% Tamil Nadu SDL - 25-Jan-2027	SOVEREIGN	1.42%
6.54% Maharashtra SGS - 09-Feb-2027	SOVEREIGN	0.44%
Treasury Bills		11.54%
182 Days Treasury Bill 10-Sep-2026	SOVEREIGN	3.39%
364 DAYS T-BILL MAT 13 AUG 2026	SOVEREIGN	2.56%
364 Days Treasury Bill 26-Nov-2026	SOVEREIGN	1.68%
364 Days Treasury Bill 10-Dec-2026	SOVEREIGN	1.67%
364 Days Treasury Bill 19-Feb-2027	SOVEREIGN	0.83%
364 Days Treasury Bill 04-Mar-2027	SOVEREIGN	0.82%
364 Days Treasury Bill 17-Sep-2026	SOVEREIGN	0.59%
Alternative Investment Funds (AIF)		0.23%
Corp Debt Mkt Devlop Fund (SBI AIF Fund)	AIF	0.23%
Cash Equivalent		0.50%
TREPS*		0.54%
Net Current Assets		-0.04%
Total Net Assets as on 31-May-2026		100.00%



Asset Allocation



Rating Portfolio



*TREPS : Tri-Party Repo fully collateralized by G-Sec

Investment Objective

The primary objective of the Scheme is to generate regular income through investment in a portfolio comprising substantially of money market instruments. There is no assurance that the objective of the Scheme will be realised and the Scheme does not assure or guarantee any returns.

Fund Manager - Mahesh Chhabria Effective 01 Feb 2025. Total Schemes Managed - 14

Fund Manager - Abhishek Iyer Effective 01 Apr 2025. Total Schemes Managed - 03

Lump Sum Investment Performance																				Inception Date	
Fund / Benchmark (Value of Rs 10,000 invested)	7 Days		15 Days		30 Days		3 Months		6 Months		1 Year		3 Years		5 Years		10 Years		Since Inception		
	Amount in ₹	Returns %	Amount in ₹	Returns %	Amount in ₹	Returns %	Amount in ₹	Returns %	Amount in ₹	Returns %	Amount in ₹	Returns %	Amount in ₹	Returns %	Amount in ₹	Returns %	Amount in ₹	Returns %	Amount in ₹		Returns %
HSBC Money Market Fund - Regular Plan~~	10013	7.12	10003	0.80	10015	1.87	10106	4.32	10243	4.92	10564	5.66	12210	6.89	13313	5.89	18675	6.45	41666	7.10	10-Aug-05
Scheme Benchmark (NIFTY Money Market Index A-I)	10013	6.74	10010	2.73	10028	3.56	10132	5.39	10274	5.57	10592	5.94	12255	7.02	13479	6.16	18295	6.23	43576	7.33	
Additional Benchmark ((CRISIL 1 Year T Bill Index)	10003	1.77	10000	-0.13	10011	1.34	10066	2.66	10165	3.34	10396	3.97	12023	6.34	13129	5.60	17896	5.99	34123	6.07	
HSBC Money Market Fund - Direct Plan~~	10014	7.30	10004	0.99	10016	2.06	10111	4.52	10252	5.13	10585	5.87	12297	7.14	13528	6.23	19446	6.88	25990	7.38	01-Jan-13
Scheme Benchmark (NIFTY Money Market Index A-I)	10013	6.74	10010	2.73	10028	3.56	10132	5.39	10274	5.57	10592	5.94	12255	7.02	13479	6.16	18295	6.23	24492	6.91	
Additional Benchmark ((CRISIL 1 Year T Bill Index)	10003	1.77	10000	-0.13	10011	1.34	10066	2.66	10165	3.34	10396	3.97	12023	6.34	13129	5.60	17896	5.99	22903	6.37	

Past performance may or may not be sustained in future and is not a guarantee of any future returns. The performance details provided herein are of Regular as well as Direct Plan - Growth Option. Returns on ₹10,000 are point-to-point returns for the specific time period, invested at the start of the period. The returns for the respective periods are provided as on last available NAV of May 2026 for the respective schemes. Returns for 1 year and above are Compounded Annualized. Returns for less than 1 year is Simple Annualized. Load is not taken into consideration for computation of performance. Different plans shall have a different expense structure. The expenses of the Direct Plan under the Scheme will be lower to the extent of the distribution expenses / commission charged to the Regular Plan.

As per clause 6.9.1 of the SEBI Master Circular for Mutual Funds dated March 20, 2026., the scheme returns vis-à-vis the benchmark return (Total Return Index) shall be disclosed are provided from the date of allotment of units.

Post merger performance of the surviving scheme, arising out of merger of schemes with similar features, is computed as per the provisions of clause 14.3 of the SEBI Master Circular for Mutual Funds dated March 20, 2026., on Disclosure of Performance of Schemes post-merger using the weighted average performance of both transferor and transferee schemes. In other cases, performance is computed using the Applicable NAV of the surviving/continuing schemes

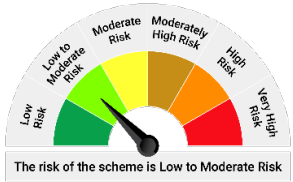
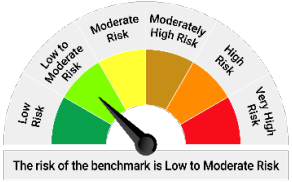
~~ Face value Rs 10

Returns for Debt schemes has been calculated as on last business day NAV provided as on 31 May 2026.

Source: HSBC Mutual Fund, Data as on 31 May 2026

[Click here](#) to check other funds performance managed by the Fund Manager

Product Label

Scheme name and Type of scheme	*Scheme Risk-o-meter	Benchmark Risk-o-meter (as applicable)
<p>HSBC Money Market Fund</p> <p>(An open ended debt scheme investing in money market instruments. Relatively low interest rate risk and moderate credit risk.)</p> <p>This product is suitable for investors who are seeking*:</p> <ul style="list-style-type: none"> • Generation of regular income over short to medium term • Investment in money market instruments 	 <p>The risk of the scheme is Low to Moderate Risk</p>	<p>As per AMFI Tier 1. Benchmark Index: NIFTY Money Market Index A-I</p>  <p>The risk of the benchmark is Low to Moderate Risk</p>

* Investors should consult their financial advisers if in doubt about whether the product is suitable for them.

Note on Risk-o-meters: Riskometer is as on 31 May 2026, Any change in risk-o-meter shall be communicated by way of Notice cum Addendum and by way of an e-mail or SMS to unitholders of that particular scheme

Potential Risk Class (HSBC Money Market Fund)

Credit Risk →	Relatively Low (Class A)	Moderate (Class B)	Relatively High (Class C)
Interest Rate Risk ↓			
Relatively Low (Class I)		B-I	
Moderate (Class II)			
Relatively High (Class III)			
A Scheme with Relatively Low interest rate risk and Moderate credit risk.			

Potential Risk Class ('PRC') matrix indicates the maximum interest rate risk (measured by Macaulay Duration of the scheme) and maximum credit risk (measured by Credit Risk Value of the scheme) the fund manager can take in the scheme. PRC matrix classification is done in accordance with and subject to the methodology/guidelines prescribed by SEBI to help investors take informed decision based on the maximum interest rate risk and maximum credit risk the fund manager can take in the scheme, as depicted in the PRC matrix.

Past performance may or may not be sustained in future and is not a guarantee of any future returns. Source: HSBC Mutual Fund, Data as on 31 May 2026

Investors are requested to note that as per SEBI (Mutual Funds) Regulations, 2026 and guidelines issued thereunder, HSBC AMC, its employees and/or empaneled distributors/agents are forbidden from guaranteeing/promising/assuring/predicting any returns or future performances of the schemes of HSBC Mutual Fund. Hence please do not rely upon any such statements/commitments. If you come across any such practices, please register a complaint via email at investor.line@mutualfunds.hsbc.co.in.

Disclaimer: This document has been prepared by HSBC Mutual Fund for information purposes only and should not be construed as i) an offer or recommendation to buy or sell securities, commodities, currencies or other investments referred to herein; or ii) an offer to sell or a solicitation or an offer for purchase of any of the funds of HSBC Mutual Fund; or iii) an investment research or investment advice. It does not have regard to specific investment objectives, financial situation and the particular needs of any specific person who may receive this document. Investors should seek personal and independent advice regarding the appropriateness of investing in any of the funds, securities, other investment or investment strategies that may have been discussed or referred herein and should understand that the views regarding future prospects may or may not be realized. In no event shall HSBC Mutual Fund/HSBC Asset management (India) Private Limited and / or its affiliates or any of their directors, trustees, officers and employees be liable for any direct, indirect, special, incidental or consequential damages arising out of the use of information / opinion herein.

This document is intended only for those who access it from within India and approved for distribution in Indian jurisdiction only. Distribution of this document to anyone (including investors, prospective investors or distributors) who are located outside India or foreign nationals residing in India, is strictly prohibited. Neither this document nor the units of HSBC Mutual Fund have been registered under Securities law/Regulations in any foreign jurisdiction. The distribution of this document in certain jurisdictions may be unlawful or restricted or totally prohibited and accordingly, persons who come into possession of this document are required to inform themselves about, and to observe, any such restrictions. If any person chooses to access this document from a jurisdiction other than India, then such person do so at his/her own risk and HSBC and its group companies will not be liable for any breach of local law or regulation that such person commits as a result of doing so.

© Copyright. HSBC Mutual Fund 2026, ALL RIGHTS RESERVED.
HSBC Mutual Fund, 9-11th Floor, NESCO - IT Park Bldg. 3, Nesco Complex, Western Express Highway, Goregaon East, Mumbai 400063. Maharashtra.
GST - 27AABCH0007N1ZS, Email: investor.line@mutualfunds.hsbc.co.in | Website: www.assetmanagement.hsbc.co/in

Mutual Fund investments are subject to market risks, read all scheme related documents carefully.