

An opportunity to grow with companies which may become the leaders of tomorrow.



**HSBC Small Cap Fund crosses Rs.10,000cr. AUM<sup>^</sup>**

**Rs.1 lakh** has grown to

**Rs. 54 lakhs**  
since inception at

**20.1% CAGR<sup>1</sup>**

**Monthly SIP of Rs.10,000**  
since inception has grown to

**Rs. 277 lakhs<sup>2</sup>**

**at 19.3% XIRR**

as of 31 July 2023.

<sup>^</sup>Source – HSBC Mutual Fund, Data as on 31 July 2023

### Why choose HSBC Small Cap Fund?



An opportunity to invest in small cap companies at an early stage of development that aims to have growth potential in the long term



Opportunity to invest in under-valued, under-owned and under-researched companies that endeavor to deliver growth



Fund seeks exposure to small cap stocks for alpha generating potential



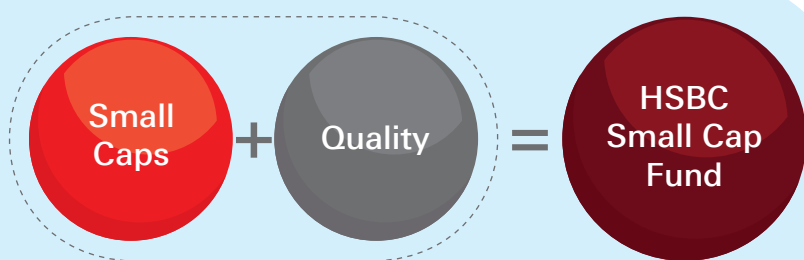
Follow bottom-up stock picking selection using our proprietary investment approach

Fund Category	Fund Manager	Benchmark <sup>1</sup>	Inception Date	AUM
Small Cap Fund	Venugopal Manghat and Vihang Shankar Naik	NIFTY Small Cap 250 TRI	12 May 2014	Rs. 10766.46 Cr

<sup>1</sup>As on 31 July 2023 of Growth option Regular plan. Inception date: 12 May, 2014. During the same period, scheme benchmark (NIFTY Small Cap 250 TRI) has moved to Rs 4,26,160 from Rs 100,000 and delivered return of 17.02% Please refer page no. 3 for detailed performance of HSBC Small Cap Fund.

<sup>2</sup>During the same period, value of scheme benchmark (S&P BSE 250 Small Cap Index TRI) has moved to Rs. 23,85,970.

Source: HSBC Mutual Fund, Data as on 31 July 2023 unless otherwise given.



Big opportunities through small cap companies at good valuations as they are under-researched and under-owned

Focus on Quality small cap companies through proven investment approach

Focus on Quality small caps, supported by new age themes that aim to provide high alpha generation potential

## Top 5 Holdings

Portfolio	% of net assets
KPR Mill Limited	2.96%
Apar Industries Limited	2.88%
KEI Industries Limited	2.82%
Carborundum Universal Limited	2.53%
Sonata Software Limited	2.40%

## Top 5 Sectors

Sector - Allocation	% of net assets
Industrial Products	25.53%
IT - Software	7.65%
Consumer Durables	7.19%
Auto Components	6.53%
Realty	5.71%

Fund Managers - Venugopal Manghat (No of Schemes Managed – 5) - Managing Fund Since 17 Dec 2019 and Vihang Shankar Naik (No of Schemes Managed – 4) - Managing Fund Since 17 Dec 2019 and Sonal Gupta (No of Schemes Managed - 4, for investment in foreign securities)

## Lump Sum Investment Performance

Fund / Benchmark (Value of Rs 10,000 invested)	1 Year		3 Year		5 Year		Since Inception		Since Date
	Amount (Rs)	PTP Returns (%)	Amount (Rs)	PTP Returns (%)	Amount (Rs)	PTP Returns (%)	Amount (Rs)	PTP Returns (%)	
HSBC Small Cap Fund-Regular	13019	30.01	30123	44.42	21653	16.70	54440	20.16	12-May-2014
Scheme Benchmark (NIFTY Small Cap 250 TRI)	13015	29.97	26980	39.21	20059	14.93	42616	17.02	
Additional Benchmark (Nifty 50 TRI)	11628	16.18	18479	22.71	18447	13.02	31615	13.29	

## Performance of other funds managed by the Fund Manager

Fund / Benchmark (Value of Rs 10,000 invested)	1 Year		3 Year		5 Year		Since Inception		Since Date
	Amount (Rs)	PTP Returns (%)	Amount (Rs)	PTP Returns (%)	Amount (Rs)	PTP Returns (%)	Amount (Rs)	PTP Returns (%)	
HSBC Infrastructure Fund-Regular	13960	39.35	26412	38.23	19141	13.86	32851	7.79	27-Sep-07
Scheme Benchmark (NIFTY Infrastructure TRI)	12589	25.73	20160	26.33	20977	15.96	16578	3.24	
Additional Benchmark (Nifty 50 TRI)	11628	16.18	18479	22.71	18447	13.02	47637	10.35	
HSBC Value Fund-Regular	12772	27.55	21516	29.1	19312	14.06	71261	15.57	08-Jan-10
Scheme Benchmark (Nifty 500 TRI)	11735	17.25	19490	24.91	18666	13.29	45132	11.75	
Additional Benchmark (Nifty 50 TRI)	11628	16.18	18479	22.71	18447	13.02	44401	11.61	
HSBC Flexi Cap Fund-Regular	12184	21.7	18162	22.01	16709	10.81	181975	16.09	24-Feb-04
Scheme Benchmark (Nifty 500 TRI)	11735	17.25	19490	24.91	18666	13.29	149823	14.94	
Additional Benchmark (Nifty 50 TRI)	11628	16.18	18479	22.71	18447	13.02	139248	14.51	
HSBC Business Cycles Fund-Regular	12354	23.4	21555	29.18	17931	12.38	28629	12.47	20-Aug-14
Scheme Benchmark (Nifty 500 TRI)	11735	17.25	19490	24.91	18666	13.29	29812	12.98	
Additional Benchmark (Nifty 50 TRI)	11628	16.18	18479	22.71	18447	13.02	27932	12.16	
HSBC Mid Cap Fund-Regular <sup>3</sup>	12051	20.38	19385	24.69	17110	11.33	241503	18.26	09-Aug-04
Scheme Benchmark (NIFTY Midcap 150 TRI)	12715	26.98	24713	35.2	22157	17.24	NA	NA	
Additional Benchmark (Nifty 50 TRI)	11628	16.18	18479	22.71	18447	13.02	152923	15.45	

<sup>3</sup>HSBC Mid Cap Fund: The launch date of the S&P BSE 150 Mid Cap TRI is 30 November 2017 whereas the inception date of the scheme is 9 August 2004. The corresponding benchmark returns since inception of the scheme is not available.

Source: HSBC Asset Management India, data as at 31 July 2023

PTP returns – Point to Point returns. As per clause 5.9.1 of the SEBI Master Circular dated May 19, 2023 the scheme returns vis-à-vis the benchmark return (Total Return Index) shall be disclosed are provided from the date of allotment of units.

The performance details provided herein is of Regular Plan - Growth Option. Returns on Rs.10,000 are point-to-point returns for the specific time period, invested at the start of the period. The returns for the respective periods are provided as on last available NAV of July 2023 for the respective Schemes. Returns for 1 year and above are Compounded Annualized. Returns for less than 1 year is Simple Annualized. Load is not taken into consideration for computation of performance. Different plans shall have a different expense structure. The expenses of the Direct Plan under the Scheme will be lower to the extent of the distribution expenses / commission charged to the Regular Plan.

Post merger performance of the surviving scheme, arising out of merger of schemes with similar features, is computed as per the provisions of clause 13.4 of the SEBI Master Circular dated May 19, 2023 on Disclosure of Performance of Schemes post-merger using the weighted average performance of both transferor and transferee schemes. In other cases, performance is computed using the Applicable NAV of the surviving/continuing schemes. **Past performance may or may not be sustained in the future.**

Name of Scheme	Fund Manager	No. of funds managed and Co-managed
HSBC Small Cap Fund	Venugopal Manghat- Since Dec 17, 2019 Vihang Shankar Naik- Since Dec 17, 2019	Venugopal Manghat-5 Vihang Shankar Naik-4
HSBC Infrastructure Fund	Venugopal Manghat- Since Dec 17, 2019 Gautam Bhupal-Since Nov 26, 2022	Venugopal Manghat-5 Gautam Bhupal-8
HSBC Value Fund	Venugopal Manghat- Since Nov 24,2012 Vihang Shankar Naik- Since Dec 17,2019	Venugopal Manghat-5 Vihang Shankar Naik-4
HSBC Flexi Cap Fund	Vihang Shankar Naik- Since Nov, 26 2022 Venugopal Manghat- Since Nov, 26 2022	Vihang Shankar Naik-4 Venugopal Manghat-5
HSBC Business Cycles Fund	Gautam Bhupal- Since Nov 26 2022 Venugopal Manghat- Since June 01, 2023	Gautam Bhupal-8 Venugopal Manghat-5
HSBC Midcap Fund	Vihang Shankar Naik- Since June 28 2016 Cheenu Gupta- Since Nov 26 2022	Vihang Shankar Naik-4 Cheenu Gupta-8

**Note** - Sonal Gupta shall be dedicated fund manager for investments in foreign securities by all the schemes of HSBC Mutual Fund.

## SIP Performance - HSBC Small Cap Fund - Reg

Scheme Name & Benchmarks	1 Year	3 Years	5 Years	Since Inception	Inception Date
Total amount invested (₹)	120000	360000	600000	1100000	
Market Value as on June 30, 2023 (₹)	1,44,080	5,66,091	11,92,864	27,76,520	
Scheme Returns (%)	39.41	31.78	27.91	19.37	
NIFTY Small Cap 250 TRI - Scheme Benchmark (₹)	1,45,324	5,27,343	11,23,782	23,85,970	12-May-2014
NIFTY Small Cap 250 TRI - Scheme Benchmark Returns (%)	41.54	26.48	25.41	16.25	
Nifty 50 TRI - Additional Benchmark (₹)	1,33,069	4,58,661	9,12,222	21,50,641	
Nifty 50 TRI - Additional Benchmark Returns (%)	20.9	16.41	16.79	14.11	

For SIP returns, monthly investment of Rs.10,000 invested on the 1st day of every month has been considered. SIP Return are calculated on XIRR basis.

As per clause 5.9.1 of the SEBI Master Circular dated May 19, 2023 the scheme returns vis-à-vis the benchmark return (Total Return Index) shall be disclosed are provided from the date of allotment of units.

The performance details provided herein is of Regular Plan - Growth Option. The returns for the respective periods are provided as on last available NAV of July 2023 for the respective Schemes. Load is not taken into consideration for computation of performance. Different plans shall have a different expense structure. The expenses of the Direct Plan under the Scheme will be lower to the extent of the distribution expenses / commission charged to the Regular Plan.

Post merger performance of the surviving scheme, arising out of merger of schemes with similar features, is computed as per the provisions of clause 13.4 of the SEBI Master Circular dated May 19, 2023 on Disclosure of Performance of Schemes post-merger using the weighted average performance of both transferor and transferee schemes. In other cases, performance is computed using the Applicable NAV of the surviving/continuing schemes. **Past performance may or may not be sustained in the future.**

Call 1800 200 2434

www.assetmanagement.hsbc.co.in

Follow us on     

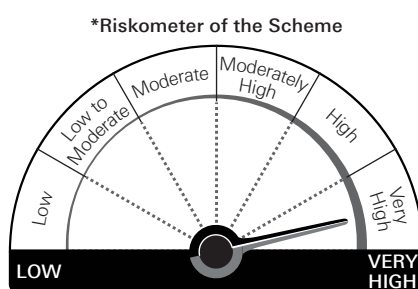
**HSBC Small Cap Fund** (An open ended equity scheme predominantly investing in small cap stocks.)

**This product is suitable for investors who are seeking\*:**

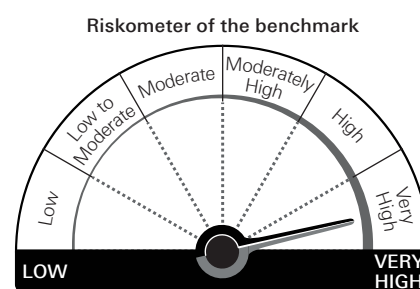
- Long term capital appreciation
- Investment predominantly in equity and equity-related securities, including equity derivatives in Indian markets with key theme focus being emerging companies (small cap stocks); and foreign securities

(Benchmark : S&P BSE 250 Small Cap Index TRI Index)

**\*Investors should consult their financial advisers if in doubt about whether the product is suitable for them.**



Investors understand that their principal will be at Very High risk



The risk-o-meter is as per the product labelling of the Scheme available as on the date of this communication. Any change in risk-o-meter shall be communicated by way of Notice cum Addendum and by way of an e-mail/SMS to unitholders of the Scheme. Please refer the website of the AMC (www.assetmanagement.hsbc.co.in) for the details on change in the riskometer.

**Past performance may or may not be sustained in the future.** Source: HSBC Asset Management India, data as at 31 July 2023

Disclaimer: This document has been prepared by HSBC Asset Management (India) Private Limited (HSBC) for information purposes only and should not be construed as i) an offer or recommendation to buy or sell securities, commodities, currencies or other investments referred to herein; or ii) an offer to sell or a solicitation or an offer for purchase of any of the funds of HSBC Mutual Fund; or iii) an investment research or investment advice. It does not have regard to specific investment objectives, financial situation and the particular needs of any specific person who may receive this document. Investors should seek personal and independent advice regarding the appropriateness of investing in any of the funds, securities, other investment or investment strategies that may have been discussed or referred herein and should understand that the views regarding future prospects may or may not be realized. In no event shall HSBC Mutual Fund/HSBC Asset management (India) Private Limited and / or its affiliates or any of their directors, trustees, officers and employees be liable for any direct, indirect, special, incidental or consequential damages arising out of the use of information / opinion herein.

This document is intended only for those who access it from within India and approved for distribution in Indian jurisdiction only. Distribution of this document to anyone (including investors, prospective investors or distributors) who are located outside India or foreign nationals residing in India, is strictly prohibited. Neither this document nor the units of HSBC Mutual Fund have been registered under Securities law/Regulations in any foreign jurisdiction. The distribution of this document in certain jurisdictions may be unlawful or restricted or totally prohibited and accordingly, persons who come into possession of this document are required to inform themselves about, and to observe, any such restrictions. If any person chooses to access this document from a jurisdiction other than India, then such person do so at his/her own risk and HSBC and its group companies will not be liable for any breach of local law or regulation that such person commits as a result of doing so.

© Copyright. HSBC Asset Management (India) Private Limited 2023, ALL RIGHTS RESERVED.

HSBC Mutual Fund, 9-11th Floor, NESCO - IT Park Bldg. 3, Nesco Complex, Western Express Highway, Goregaon East, Mumbai 400063. Maharashtra.

GST - 27AABCH0007N1ZS, Email: investor.line@mutualfunds.hsbc.co.in | Website: www.assetmanagement.hsbc.co/in

**Mutual Fund investments are subject to market risks, read all scheme related documents carefully.** CL528