

RedHex SIF

By  HSBC Mutual Fund

 WEALTH

Get the missing piece in
your core asset allocation.

RedHex Hybrid Long-Short Fund

(An interval investment strategy investing in equity and debt securities, including limited short exposure in equity and debt through derivatives)

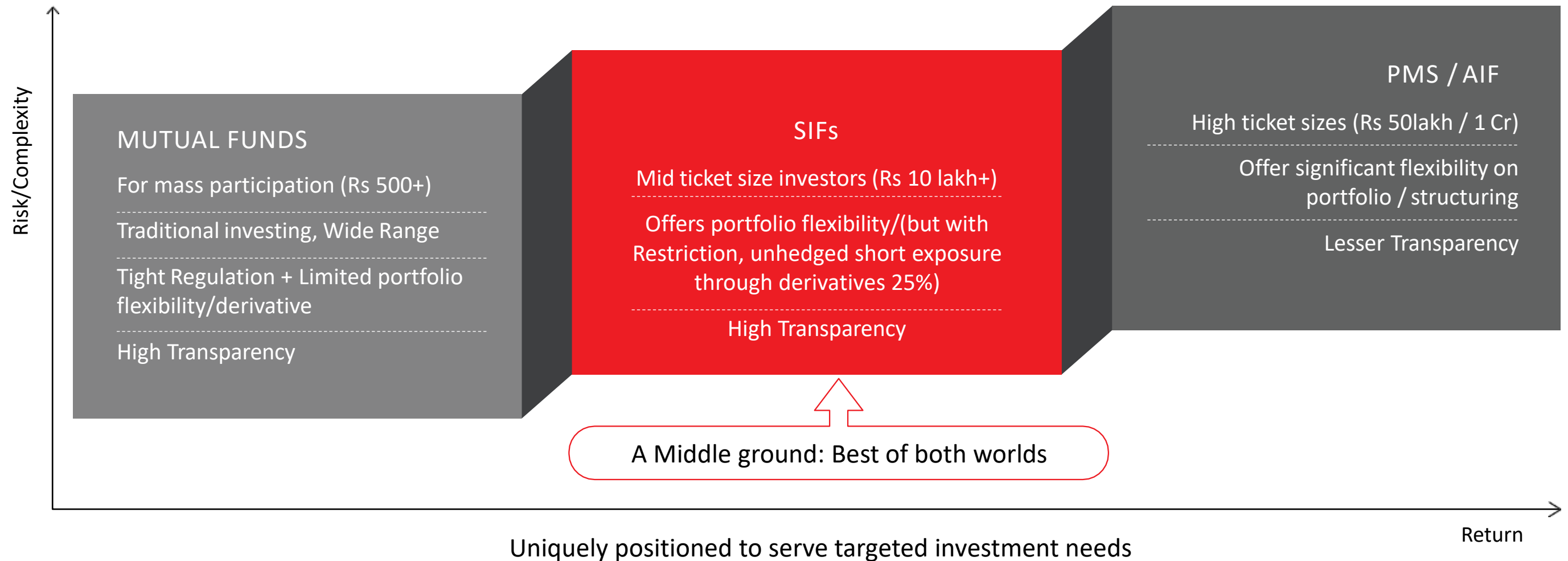
NFO Period: 2-16 June 2026

SEBI Registered Name/Number-HSBC Mutual Fund/MF/046/02/5



SIFs: Introduced by SEBI to address the investment gap between MFs and PMS/AIFs

An intermediate investment that combines the regulatory transparency of MFs with portfolio flexibility



Positioning SIFs in the Investment Landscape

Feature	MF	SIF	PMS	AIF (CAT-II)	AIF (CAT-III)
Strategy	Long only	Long-Short	Long Only (tailored)	Long only	Long-Short
Minimum Investment	500	10 lakh^ (waived for accredited investors)	50 Lakh (waived for accredited investors)	1 Crore (waived for accredited investors)	1 Crore (waived for accredited investors)
Target investors	Retail / HNIs	Affluent / HNIs	HNIs	HNIs / Ultra HNIs	HNIs / Ultra HNIs
Investor Taxation	Equity: LTCG @12.5% (>12m) Debt- Slab Rate Others: LTCG @12.5% (>24m)	Equity/Hybrid (listed): LTCG @12.5% (>12m) Debt-Slab rate	Taxed to investor at each transaction level	Slab Rate	Nil
Fund-level taxation	Nil	Nil	NA	Nil	As Equity/Debt/Hybrid
Expense ratio	Max 1.85% / 2.1%	Max 1.85% / 2.1%	Management Fee + Performance Fee	Management Fee + Performance Fee	Management Fee + Performance Fee
Leverage	Not allowed	Not allowed	Not allowed	Not allowed	Allowed (up to 200% gross exposure)
Derivative use	Generally used for hedging only	Allowed, including unhedged shorts (up to 25%)	Generally used for hedging only	For hedging only	Upto 100%
Issuer and Sector Limit for Debt instruments (% of AUM)	Upto 10% / 20%	Upto 20% / 25%	No limit	Upto 25% / 100%	Upto 10% or 20% / 100%

RedHex SIF

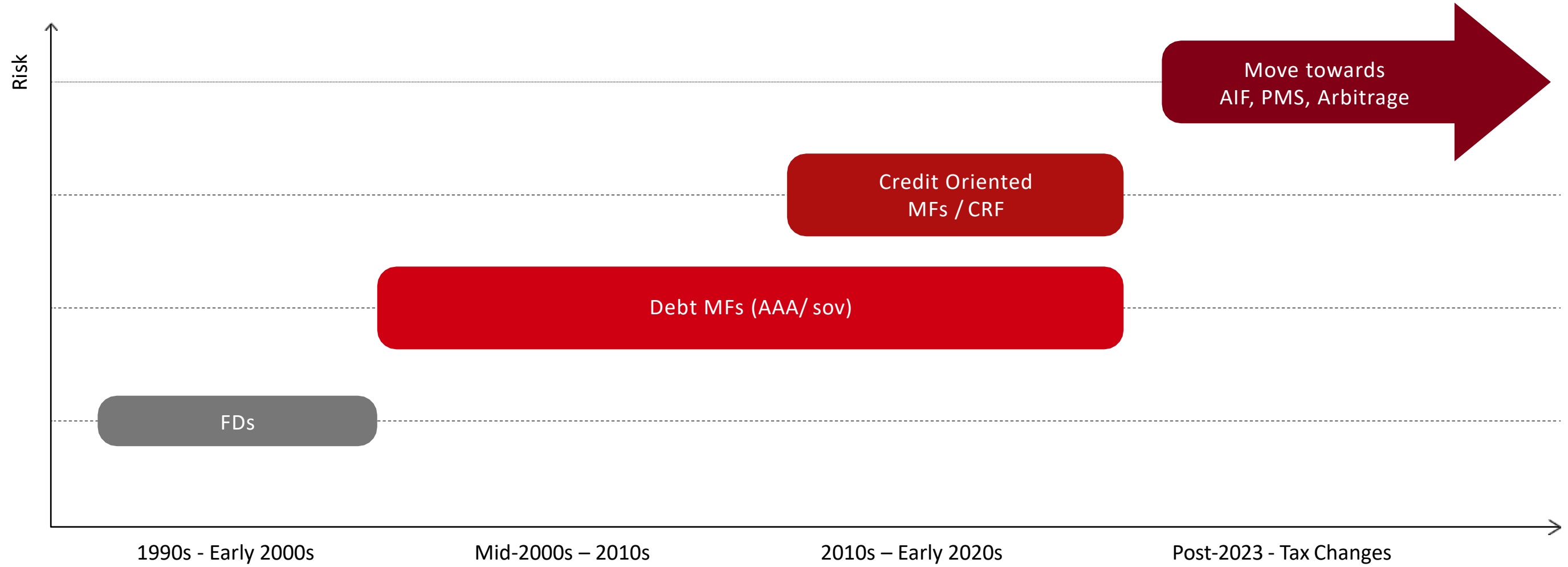
By  HSBC Mutual Fund

Fixed Income products
and change of customer
preferences



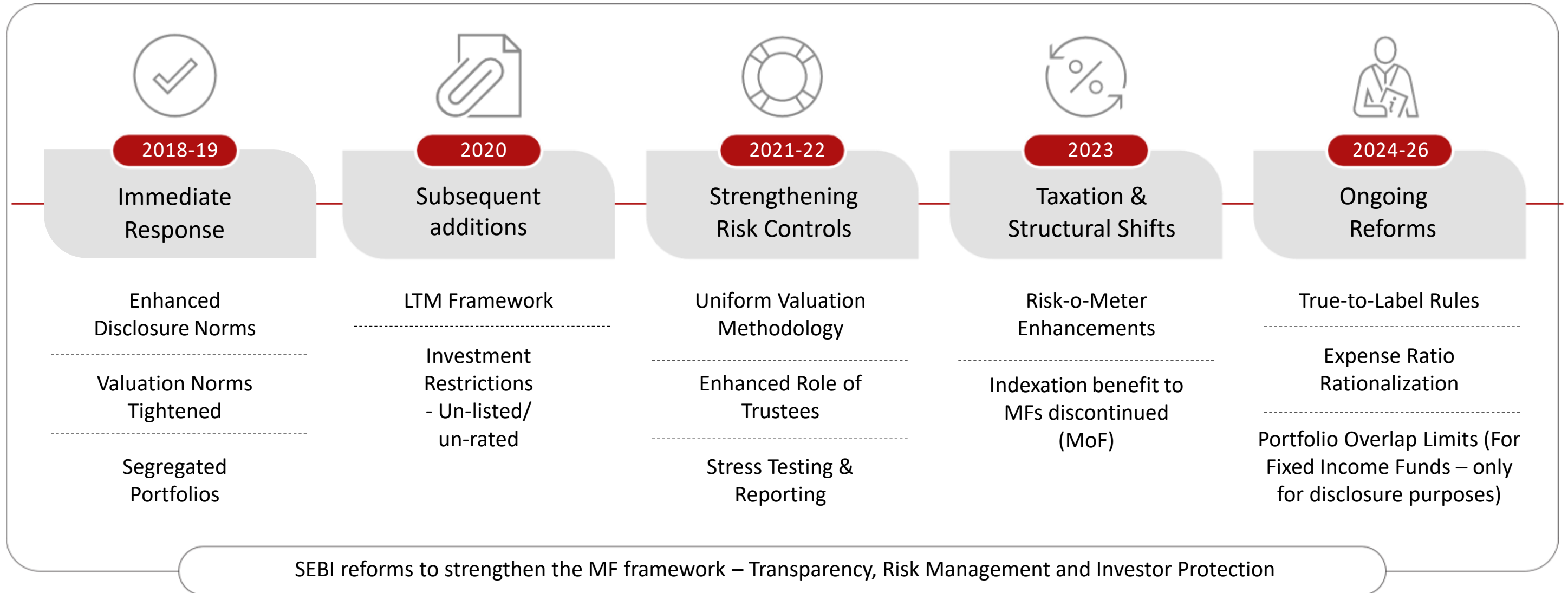
Evolution of Investor expectations from FI investments

Higher yield seeking investors have had to look outside debt MF avenues in recent years



Typically, HNI investor expectation is to beat the medium-term inflation by 2-4% on a post-tax basis

Credit default prompted stringent changes to MF regulatory framework



Impact of Indexation benefits going away and tax impact

What Changed with Taxation

Aspect	Before April 2023	After April 2023
Tax Treatment	LTCG with indexation	Slab rate (no indexation)
Effective Tax Rate (HNIs)	~10–12%	~30%+
Investor Preference	High	Declining
Alternatives Chosen	Debt funds, Index Funds, TMFs, FMPs	AIFs, FDs, Hybrids



Strategic changes taken by HNIs

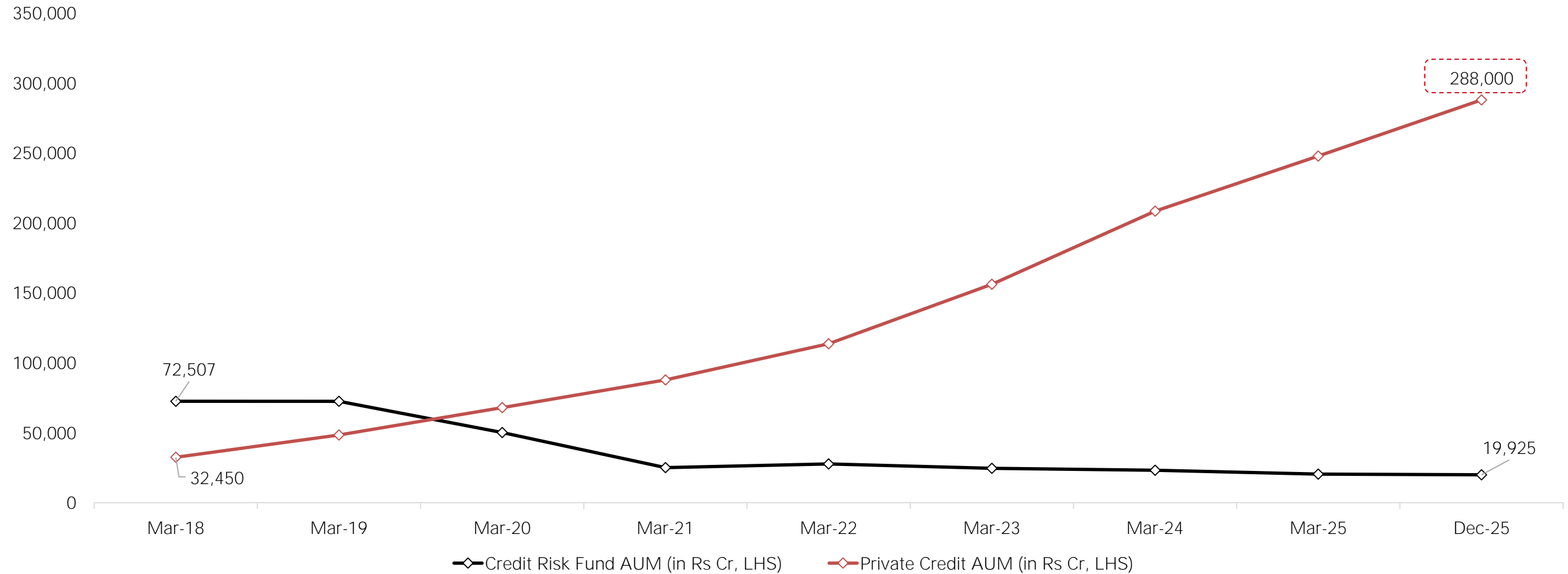
Shift to Equity/AIFs: For higher yields and tax structuring – even if it meant increasing the risks

Selective Debt Fund Use: Only where stability, liquidity or diversification is critical.

Strategic changes taken by MNIs (Medium-sized Non-Institutional Investors) and retail: moved to banks and corporate FDs

Move from fixed income MFs to alternates available – Private Credit*

Credit Risk Fund Vs Private Credit AUM 2018-2025



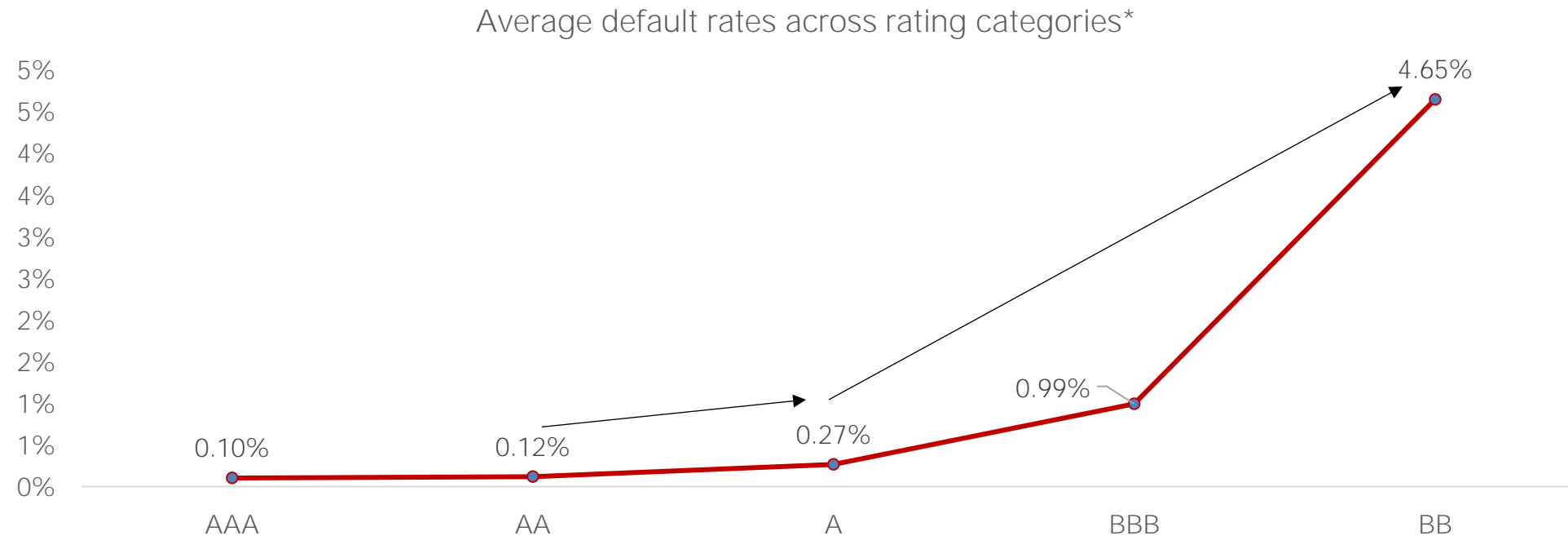
Source: CAT II AIF AUM as per SEBI and Industry reports, HSBC Asset Management India, Latest available data as on 31 March 2026

*Private credit will typically include investments by Cat II AIFs in unlisted debt instruments
 Past performance may or may not be sustained in future and is not a guarantee of any future returns.

Cat II – AIFs came to the rescue post Debt MF framework tightening

Lack of investment alternatives pushed investors to consider riskier products

- ◆ Category II AIFs offer higher yield potential but investors trade off liquidity, transparency, and diversification.
- ◆ For certain HNIs, these risks are often acceptable within a diversified portfolio, but careful due diligence on fund managers and underlying deals is essential.



*taken as average for ICRA, CRISIL, CARE and IND-Ra: 1-year transition for 10 yr cohorts 2015-2025

Credit default risks increase 4x when moving from A to BBB category and over 17x when moving to BB category investments

RedHex SIF

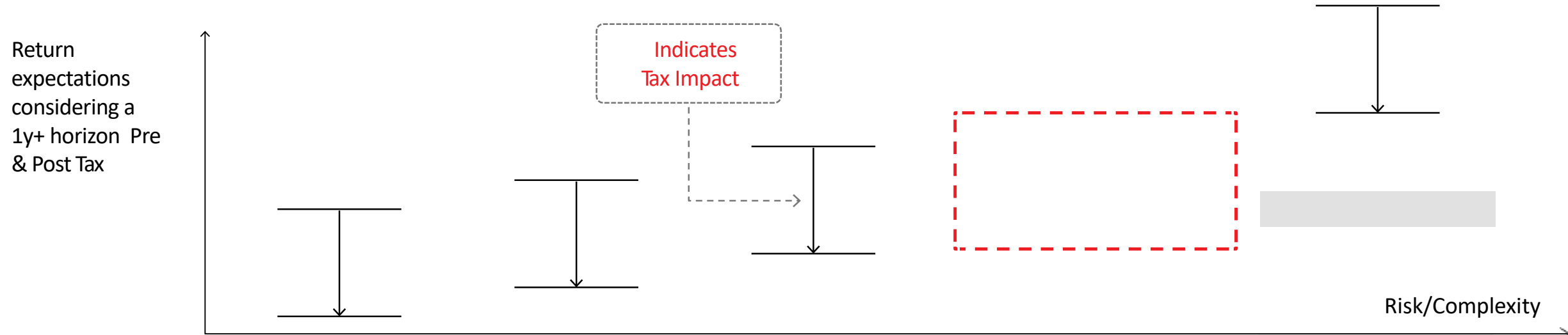
By  HSBC Mutual Fund

Product gap in the market today



Overall landscape of fixed income investing - Pre and Post Tax returns

Significant gap currently exists when considering the risk-return matrix of fixed income investments

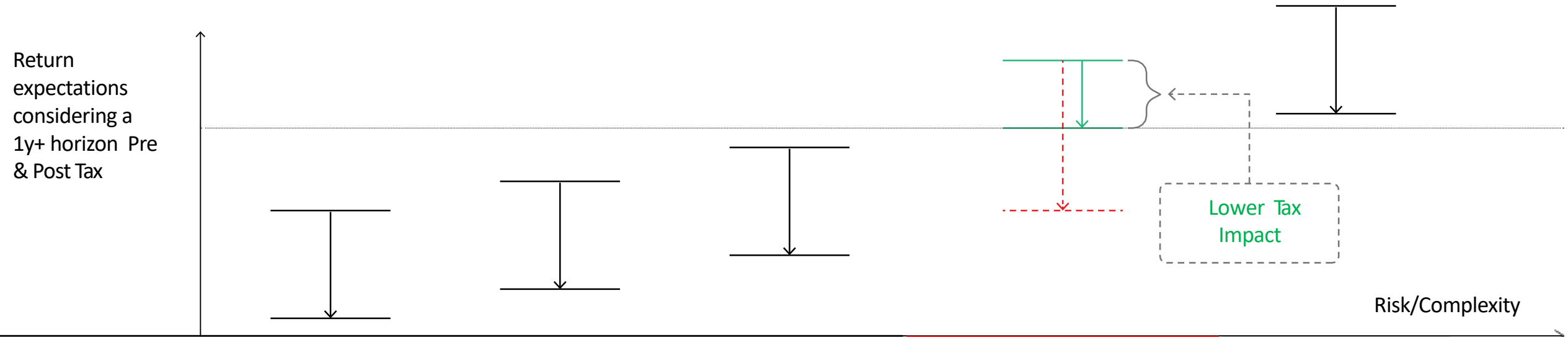


	FDs	Debt Funds (excluding CRF)	CRFs		Cat II AIFs
Min. Investment threshold	Low	Low	Low	→	High (Rs 1 crore)
Redemption constraints	Low	Low	Low	→	High
Credit Risk	Low	Low to Medium	Medium	→	High
Concentration Risk	Low	Low	Low	→	Medium to High
Valuation Non-Transparency	Low	Low	Low	→	Medium to High
Taxation impact	High	High	High	→	High
Sectoral Risk	Low	Low	Low	→	Medium to High

Investors have to take on significantly higher risk/illiquidity when investing in AIFs, to achieve higher returns

Overall landscape of fixed income investing - Pre and Post Tax returns

An intermediate investment that combines the regulatory transparency of MFs with portfolio flexibility



	FDs	Debt Funds (excluding CRF)	CRFs	RedHex Hybrid Long-Short Fund	Cat II AIFs
Min. Investment threshold	Low	Low	Low	Medium (Rs 10 lakhs)	High (Rs 1 crore)
Redemption constraints	Low	Low	Low	Medium	High
Credit Risk	Low	Low to Medium	Medium	Medium	High
Concentration Risk	Low	Low	Low	Low	Medium to High
Valuation Non-Transparency	Low	Low	Low	Low	Medium to High
Taxation impact	High	High	High	Low	High
Sectoral Risk	Low	Low	Low	Medium	Medium to High

Uniquely positioned to serve targeted investment needs


RedHex SIF

By  HSBC Mutual Fund

Get the missing piece in
your core asset allocation.

RedHex Hybrid Long-Short Fund

(An interval investment strategy investing in equity and debt securities, including limited short exposure in equity and debt through derivatives)



Portfolio Construct

Indicative Asset Allocation

Debt / INVIT units

Equity Arbitrage/ REIT units

(Upto 65%)

(Minimum 35%)

Bonds:
Rated Median 'A' (45-50%)*

Liquid Securities:
AAA/Sov (15-20%)

Fully Hedged Equity Exposure,
No directional calls (except
REITs)

Robust credit selection

Provides liquidity and
stable accruals

Arbitrage allocation aims
to add relatively stable
income

Capturing opportunities offering
healthy yield pick-up over AAA
securities

Margin needs

Accrual product, stable yield

Locked-in yields provide a hedge
against volatility

Accrual product, Capital gains
opportunity, stable yield

Portfolio Construction – target allocation

Diversification across segments, sectors, issuers

	Equity exposure		Debt exposure				
Segments	Arbitrage	REIT units	AAA / Gsec / SDL	Financial Services		Non-Financials	INVIT units
Targeted allocation	25-35%	0-10%	10-15%	20-25%		15-20%	0-10%
Instrument	-	Units	Bonds	Bonds (10-15%)	PTCs (10-15%)	Bonds	Units
Average tenor	-	-	3-5 years	1-2 years		1-2 years	-

- ◆ Utilizing multiple yield enhancement opportunities across segments
- ◆ Diversified across multiple sectors and issuers
- ◆ Controlled duration risk given the overall maturity of the fund likely to remain in 1-2 years

Portfolio Construction

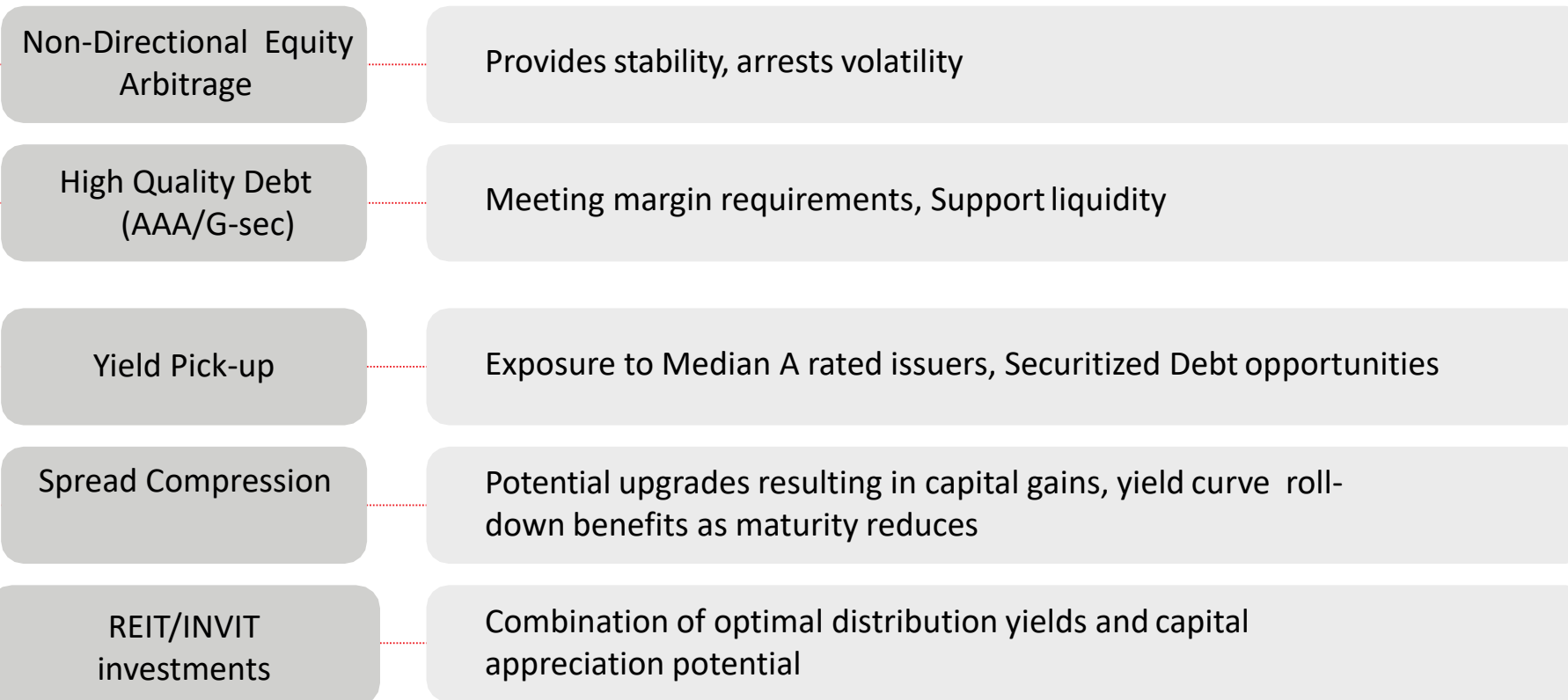
A 50:50 mix of stability and alpha generation opportunities

Portfolio Intent



Strategy

Implications/Expected outcome



Alpha Generation opportunities
~50% exposure to include -

Issuer exposure:
Total 8-12 issuers with an aim to target 4-5% each, Median rating of 'A'

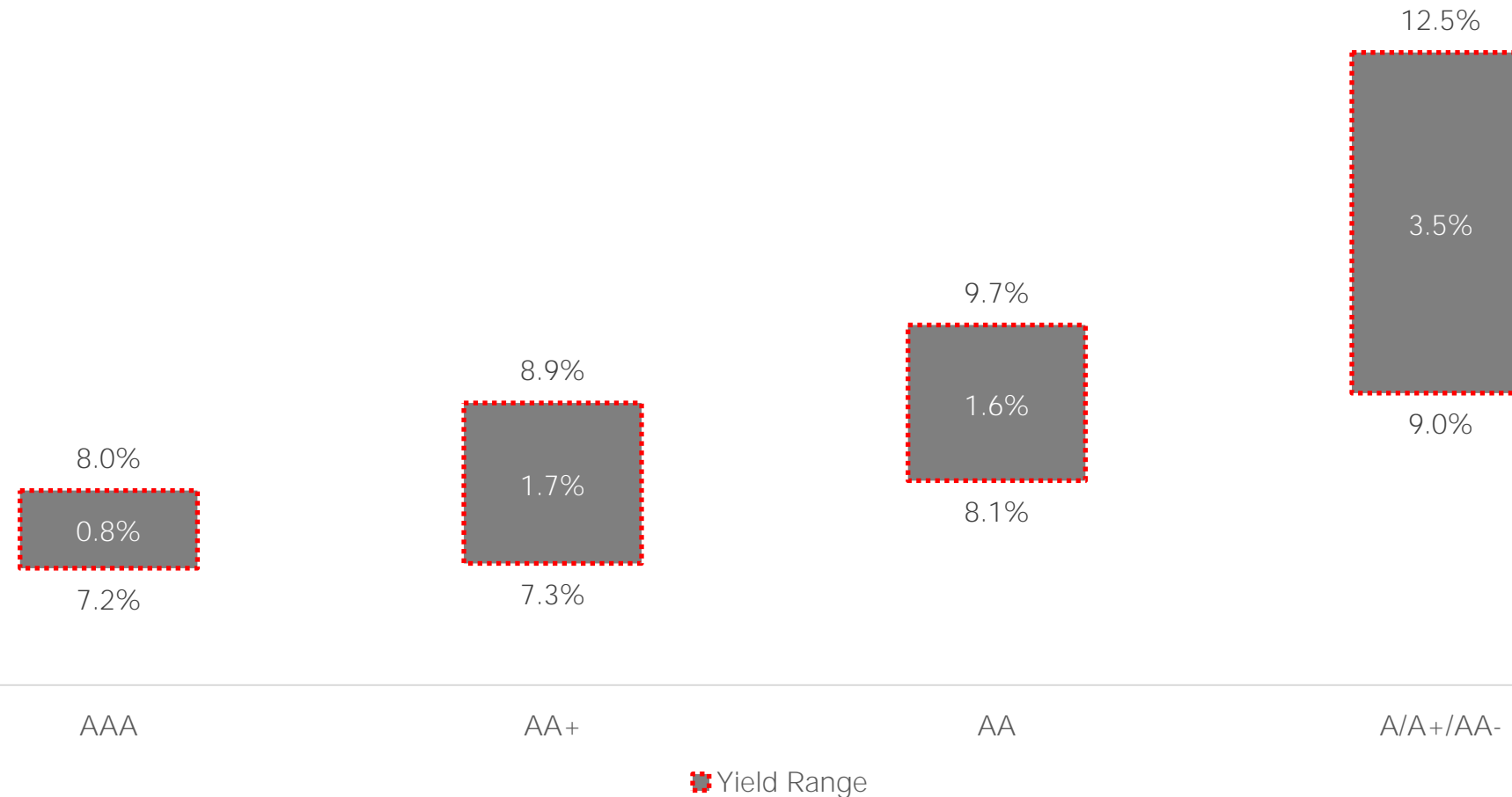
Sector exposure:
25% Financial Sector
25% Non-Financial Sector

Duration:
1-3 years

Credit selection to identify 'A' category names with upgrade/spread compression

Given the proven track record of 'A' rated players, significant unlocking potential for further upgrades

Current bond yield ranges across rating segments for 1.5-3yr tenors



Historically, supported by fundamentals, many companies upgraded to A category see a continued upward momentum towards AA category over 2-5 years

Stable performance, while attaining a larger scale of operation and wider acceptance amongst lenders over time are often the key determinants

Back-testing: Tax-Advantage Over Standalone Arbitrage Funds and Debt Funds

Comparison of back-tested returns of debt fund indices, arbitrage index and illustrative back-tested index

Pre-Tax					Post-Tax				
1-year Rolling Return (over 2 years)	NIFTY Corporate Bond Index A-II	NIFTY 50 Arbitrage Index	Crisil A Short Term Bond Index	15% NIFTY Corporate Bond Index A-II, 35% NIFTY 50 Arbitrage Index and 50% Crisil A Short Term Bond Index	1-year Rolling Return (over 2 years)	NIFTY Corporate Bond Index A-II	NIFTY 50 Arbitrage Index	Crisil A Short Term Bond Index	15% NIFTY Corporate Bond Index A-II, 35% NIFTY 50 Arbitrage Index and 50% Crisil A Short Term Bond Index
Average	7.33%	7.47%	11.78%	9.61%	Average	4.47%	6.36%	7.19%	8.17%
Min	4.28%	6.85%	10.49%	8.28%	Min	2.61%	5.82%	6.40%	7.05%
Max	9.30%	8.05%	14.21%	11.32%	Max	5.67%	6.85%	8.67%	9.63%
Volatility	1.19%	0.19%	0.57%	0.53%	Volatility	1.19%	0.19%	0.57%	0.53%

For illustrative purposes only. Tax calculations above are considering a holding period of >12 months.


Tax is calculated for long term with the holding period in the above illustration. Following tax rates applicable to Debt and Arbitrage Funds have been considered:

Nifty 50 Arbitrage Index: STCG (<12 months) - 20% and LTCG (>12 months) - 12.50%+surcharge + cess or 14.95%; Nifty Corporate Bond Index A-II: Slab Rate (39%); Crisil A Short Term Bond Index: Slab Rate (39%).

Illustrative Back-test: (<12 months) - Slab rate and LTCG (>12 months) - 12.50%+surcharge + cess or 14.95%; No expenses have been considered for the above index/merged index calculations.

Source: MFI, Crisil, HSBC MF. Data based on daily rolling returns from 10 May 2024 – 10 May 2026. @The data is based on simulation using the back-tested data and is for illustration purposes only. The same is not to be construed as return guidance in any manner whatsoever. Returns are CAGR. It should not be construed as investment advice to any party or a promise on minimum returns and safeguard of capital. Past performance may or may not be sustained in the future and is not a guarantee of any future returns. Investors are requested to take professional advice while making investment decisions.

RedHex SIF

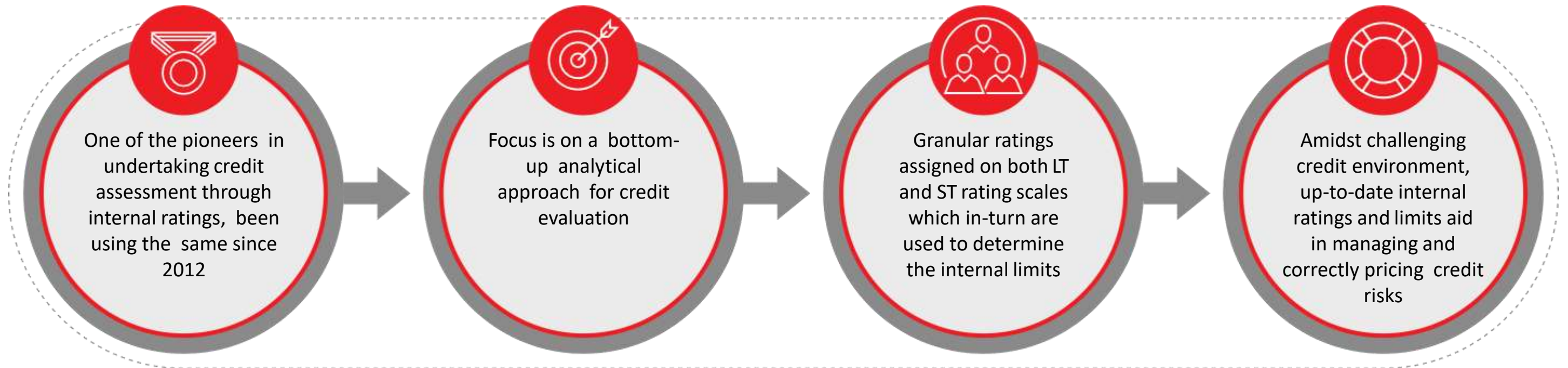
By  HSBC Mutual Fund

Credit Research
process



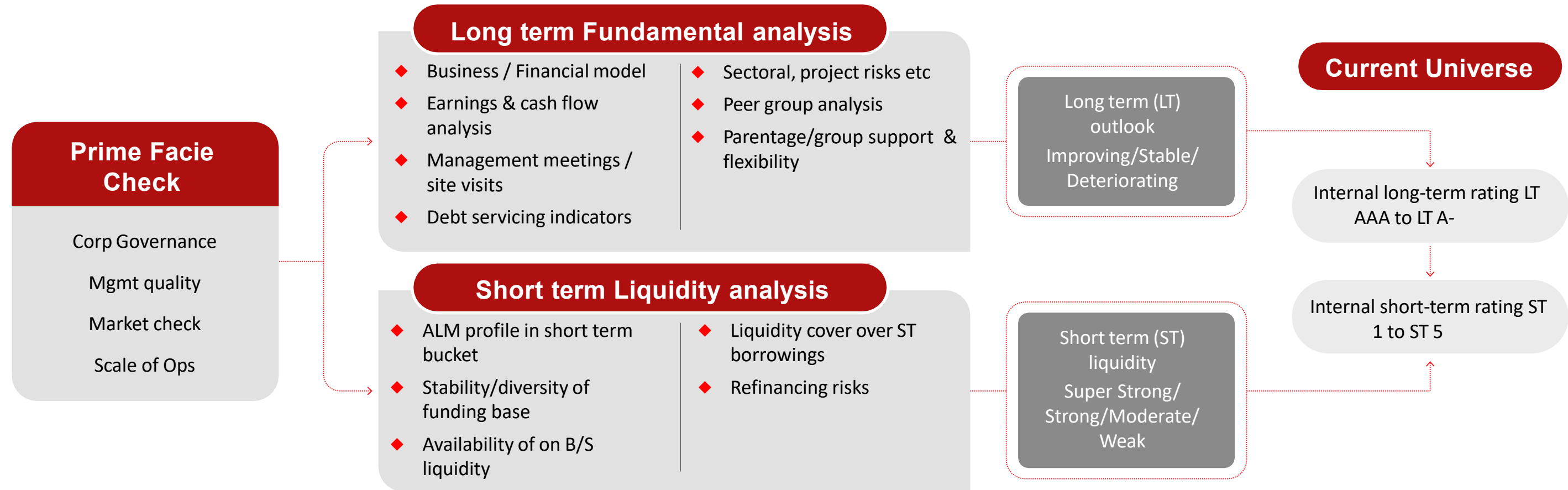
Credit Process – Internal Credit Ratings a key differentiating factor

Long-established, structured and comprehensive credit process



Credit Process – Ratings based on Rigorous Internal Assessment

Coverage initiation and assignment of internal ratings

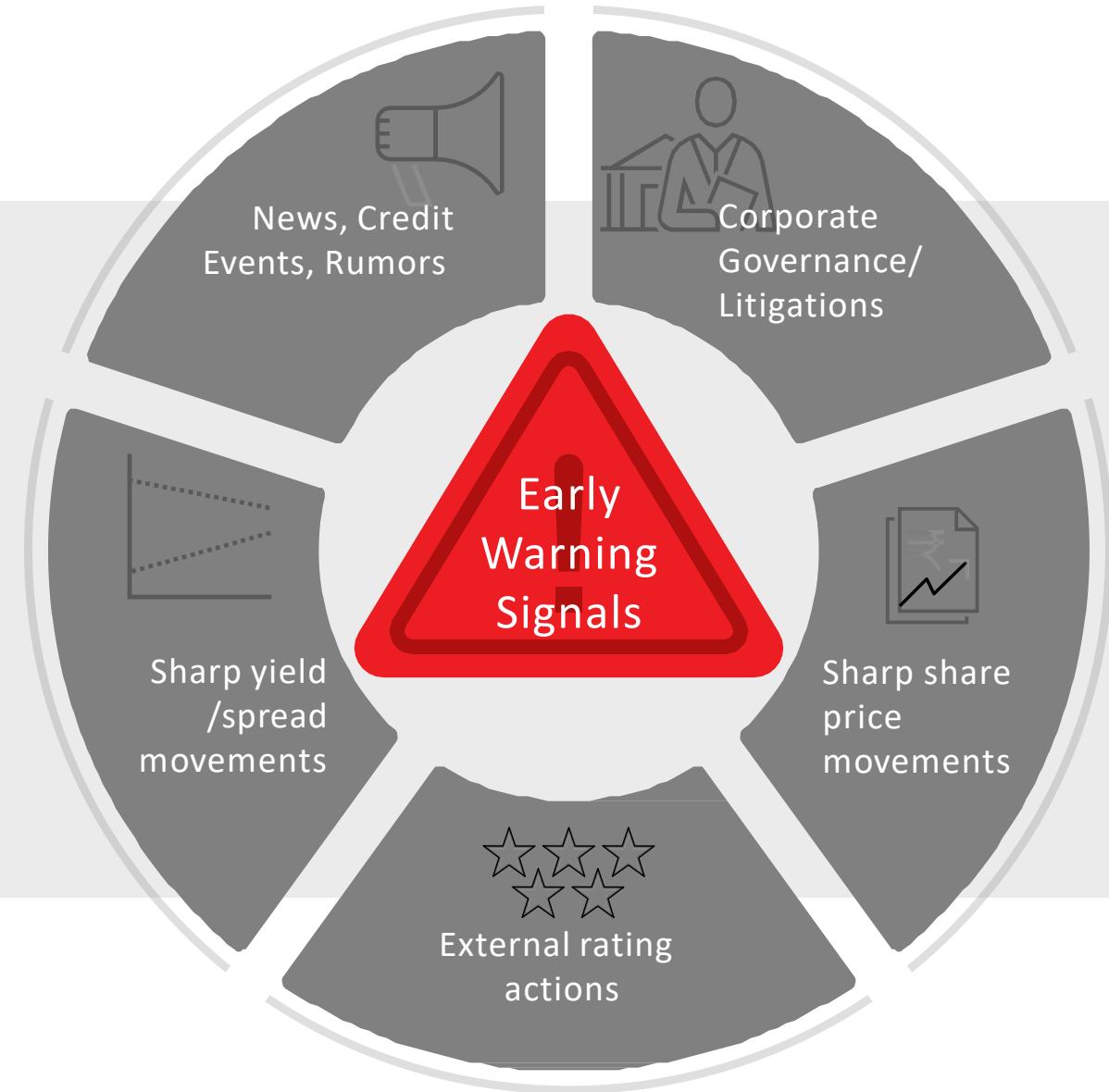


- ◆ FMs can take exposure only in names added to the coverage as per defined LT and ST limits
- ◆ While all ratings/ limits are continuously monitored, detailed updates are periodically shared basis criticality
- ◆ Relative benchmarking based forced ranking is also undertaken for similar externally rated credits
- ◆ Rationale for notch difference with external ratings, if any, needs to be provided by the credit team

Early Warning Signals (EWS) : 5-Factor process

Alerts are broadly classified into 5 parameters

- ◆ A rigorous and enhanced process to capture EWS alerts which further strengthens the credit risk monitoring framework
- ◆ Credit team captures alerts on an ongoing basis and reports the same to fund management team.
- ◆ The 5-factor EWS monitoring framework as shown alongside captures all the daily events linked to issuers
- ◆ Credit team may present a detailed update based on the materiality of the above alerts and accordingly, take a timely and appropriate rating action. The issuer limit may also be placed on hold for incremental exposure.

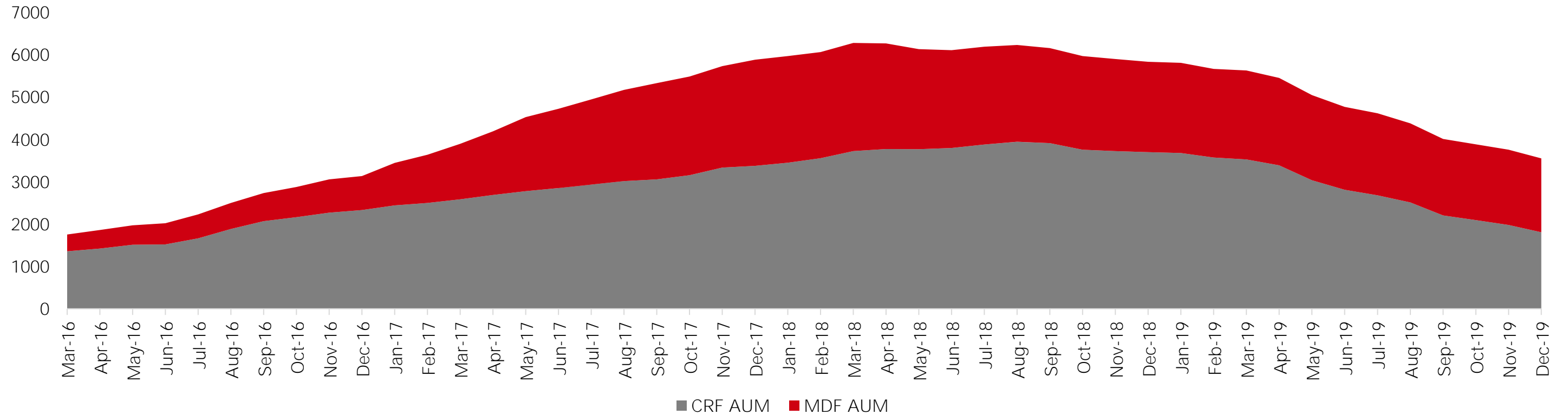


Intertwining the EWS process with regular credit updates strengthens our credit risk monitoring framework

Track Record of managing a large sized credit exposure book in the past

Combined HSBC Medium Duration Fund and HSBC Credit Risk Fund books were ~6500 Cr at the peak

Credit Book - MDF and CRF AUM 2016-20 (Rs Cr)



- ◆ Track record of managing allocations and redemptions
- ◆ Credit process and methods have seen a seasoning across credit cycles

Fund details

Investment Strategy name	RedHex Hybrid Long-Short Fund
Category of Investment Strategy	Hybrid Long-Short Fund
Investment Objective	The investment objective of the Investment Strategy is to generate regular returns and capital appreciation by investing in fixed income securities and equity and equity related securities including limited short exposure in equity and debt through derivatives. There is no assurance that the investment objective of the Investment Strategy will be achieved.
Type of Investment Strategy	An interval investment strategy investing in equity and debt securities, including limited short exposure in equity and debt through derivatives
Benchmark	NIFTY 50 Hybrid Composite Debt 50:50 Index
Fund Manager	Debt portion, InvITs and REITs: Shriram Ramanathan Equity: Venugopal Manghat, Arbitrage: Praveen Ayathan, Foreign Securities: Mayank Chaturvedi
Exit Load	If the units are redeemed/ switched out on or before 1 years from the date of allotment – 2% of the applicable NAV. If the units are redeemed/switched out after 1 years from the date of allotment – Nil
Subscription frequency	Daily (all business days)
Redemption frequency^	Every Monday of the week
Min application amount	Rs. 10,00,000/- and in multiple of Rs 1/- thereafter. For Accredited Investors – Rs. 1,00,000/- and in multiple of Rs 1/- thereafter
Notice Period	10 working days (Investors placing requests for redemption/Switch Out /STP OUT shall receive/transfer the value of units based on the fund’s NAV at the end of the notice period.)

Source: HSBC Asset Management India

^Redemption requests will be subject to Notice Period (defined below) and will be processed once a week (Every Monday*) as under: a. Redemption application received up to Monday* (before 3.00 pm cut-off time) will be processed at the NAV applicable at the end of the Notice Period. b. Redemption application received on or after Monday* (after 3.00 pm cut-off time on Monday*) will be processed on next Monday* at the NAV applicable at the end of the Notice Period. *Next business day in case Monday is a non-business day.

Past performance may or may not be sustained in future and is not a guarantee of any future returns.

Refer to the INVESTMENT STRATEGY INFORMATION DOCUMENT (ISID) for more details on minimum investment amount and other details

Our Investment Team

Fund Manager



Shriram Ramanathan
CIO - Fixed Income



Praveen Ayathan
SVP & Head Dealing Equities



Venugopal Manghat
CIO - Equity



Mayank Chaturvedi
VP - Equity

Research Team



Ankit Patel
Head of Research -
Credit - Fixed Income



Tushar Bharambe
SVP – Credit Research



Kunal Mehra
VP – Fixed Income

Dealing



Amit Mahadik
VP – Fixed Income (Dealing)



Sonakshi Mata
VP – Fixed Income (Dealing)

Key conclusions making this an attractive opportunity

Targeting high
accrual benefits and
low volatility

Core allocation to arbitrage and fixed income ensures fixed income like returns. Alpha generation by way of steady accruals driven by participation in credit opportunities

Fit for all seasons

Consistent credit exposure aims to generate healthy absolute income levels, irrespective of overall market direction in the medium term, liquidity sleeve and arbitrage provide sufficient liquidity management to meet any short-term liquidity needs

Tax and risk-return
efficiency

Investors benefit from long-term capital gains taxed over 1-year for listed and 2-years period for unlisted at 12.5%, making post-tax returns highly competitive compared to Cat II AIFs with higher credit risk strategies and nil liquidity (closed ended)

Robust risk
management

Active management and strict strategy level risk controls help reduce portfolio volatility, provide downside protection, and deliver more stable outcomes

Experienced
investment team

Managed by a highly experienced specialized team with experience across strategies including derivatives and special situations

RedHex SIF

By  HSBC Mutual Fund

Annexure



Product Labeling

To provide investors an easy understanding of the kind of product / investment strategy they are investing in and its suitability to them, the product labeling is as under:

RedHex Hybrid Long-Short Fund



(An interval investment strategy investing in equity and debt securities, including limited short exposure in equity and debt through derivatives)

This product is suitable for investors who are seeking*:	Investment strategy Risk band	Benchmark Risk band
<ul style="list-style-type: none"> ➤ Income and capital appreciation over medium to long term ➤ Investment in fixed income as well as equity and equity related securities 	<p style="text-align: center;">RISK BAND</p> <p style="text-align: center;">LOWER RISK HIGHER RISK</p> <div style="text-align: center;"> </div>	<p style="text-align: center;">As per AMFI Tier I Benchmark Index: NIFTY 50 Hybrid Composite Debt 50:50 Index</p> <p style="text-align: center;">RISK BAND</p> <p style="text-align: center;">LOWER RISK HIGHER RISK</p> <div style="text-align: center;"> </div>

*Investors should consult their financial advisers if in doubt about whether the product is suitable for them.

The above product labelling assigned during the New Fund Offer (NFO) is based on internal assessment of the characteristics of the investment strategy or model portfolio and the same may vary post NFO when the actual investments are made.



Product Labeling

Scheme name and Type of scheme	*Scheme Risk-o-meter	Benchmark Risk-o-meter (as applicable)
<p>HSBC Medium Duration Fund</p> <p>(An open ended medium term debt scheme investing in instruments such that the Macaulay duration of the portfolio is between 3 years to 4 years (please refer to page no. 12 in the SID for details on Macaulay's Duration). Relatively high interest rate risk and moderate credit risk.)</p> <p>This product is suitable for investors who are seeking*:</p> <ul style="list-style-type: none"> • Generation of income over medium term • Investment primarily in debt and money market securities 	 <p>The risk of the scheme is Moderate Risk</p>	 <p>The risk of the benchmark is Moderate Risk</p> <p>As per AMFI Tier 1. Benchmark Index: NIFTY Medium Duration Debt Index A-III</p>

Scheme name
HSBC Medium Duration Fund

Potential Risk Class			
Credit Risk →	Relatively Low (Class A)	Moderate (Class B)	Relatively High (Class C)
Interest Rate Risk ↓			
Relatively Low (Class I)			
Moderate (Class II)			
Relatively High (Class III)		B-III	

A Scheme with Relatively High interest rate risk and Moderate credit risk.

Scheme name and Type of scheme	*Scheme Risk-o-meter	Benchmark Risk-o-meter (as applicable)
<p>HSBC Credit Risk Fund</p> <p>(An open ended debt scheme predominantly investing in AA and below rated corporate bonds (excluding AA+ rated corporate bonds). A relatively high interest rate risk and relatively high credit risk.)</p> <p>This product is suitable for investors who are seeking*:</p> <ul style="list-style-type: none"> • Generation of regular returns and capital appreciation over medium to long term • Investment in debt instruments (including securitized debt), government and money market securities 	 <p>The risk of the scheme is Moderately High Risk</p>	 <p>The risk of the benchmark is Moderately High Risk</p> <p>As per AMFI Tier 1. Benchmark Index: NIFTY Credit Risk Bond Index B-II</p>

Scheme name
HSBC Credit Risk Fund

Potential Risk Class			
Credit Risk →	Relatively Low (Class A)	Moderate (Class B)	Relatively High (Class C)
Interest Rate Risk ↓			
Relatively Low (Class I)			
Moderate (Class II)			
Relatively High (Class III)			C-III

A Scheme with Relatively High interest rate risk and High credit risk.

*Investors should consult their financial advisers if in doubt about whether the product is suitable for them.

Potential Risk Class ('PRC') matrix indicates the maximum interest rate risk (measured by Macaulay Duration of the scheme) and maximum credit risk (measured by Credit Risk Value of the scheme) the fund manager can take in the scheme. PRC matrix classification is done in accordance with and subject to the methodology/guidelines prescribed by SEBI to help investors take informed decision based on the maximum interest rate risk and maximum credit risk the fund manager can take in the scheme, as depicted in the PRC matrix.

Disclaimer

Disclaimers

Past performance may or may not be sustained in future and is not a guarantee of any future returns.

Note – Views provided above are based on information available in public domain and subject to change. Investors should not consider the same as investment advice and requested to consult their financial advisor for any investment decision applicable to their investment appetite.

The sector(s)/stock(s)/issuer(s) mentioned in this document do not constitute any research report nor it should be considered as an investment research, investment recommendation or advice to any reader of this content to buy or sell any stocks / investments.

Document intended for distribution in Indian jurisdiction only and not for outside India or to NRIs. HSBC AMC will not be liable for any breach if accessed by anyone outside India. For more details, [click here](#).

This document has been prepared by HSBC Asset Management (India) Private Limited (HSBC) for information purposes only with an intent to provide market overview and should not be construed as an offer or solicitation of an offer for purchase of any of the funds of HSBC Mutual Fund. All information contained in this document (including that sourced from third parties), is obtained from sources, which HSBC/ third party, believes to be reliable but which it has not been independently verified by HSBC/ the third party. Further, HSBC/ the third party makes no guarantee, representation or warranty and accepts no responsibility or liability as to the accuracy or completeness of such information. The information and opinions contained within the document are based upon publicly available information and rates of taxation applicable at the time of publication, which are subject to change from time to time. Expressions of opinion are those of HSBC only and are subject to change without any prior intimation or notice. It does not have regard to specific investment objectives, financial situation and the particular needs of any specific person who may receive this document. Investors should seek financial advice regarding the appropriateness of investing in any securities or investment strategies that may have been discussed or recommended in this report and should understand that the views regarding future prospects may or may not be realized. Neither this document nor the units of HSBC Mutual Fund have been registered in any jurisdiction. The distribution of this document in certain jurisdictions may be restricted or totally prohibited and accordingly, persons who come into possession of this document are required to inform themselves about, and to observe, any such restrictions.

This document is intended only for those who access it from within India and approved for distribution in Indian jurisdiction only. Distribution of this document to anyone (including investors, prospective investors or distributors) who are located outside India or foreign nationals residing in India, is strictly prohibited. Neither this document nor the units of HSBC Mutual Fund have been registered under Securities law/Regulations in any foreign jurisdiction. The distribution of this document in certain jurisdictions may be unlawful or restricted or totally prohibited and accordingly, persons who come into possession of this document are required to inform themselves about, and to observe, any such restrictions. If any person chooses to access this document from a jurisdiction other than India, then such person do so at his/her own risk and HSBC and its group companies will not be liable for any breach of local law or regulation that such person commits as a result of doing so.

© Copyright. HSBC Asset Management (India) Private Limited 2026, ALL RIGHTS RESERVED. HSBC Asset Management (India) Private Limited, 9-11 Floors, NESCO IT Park, Building no. 3, Western Express Highway, Goregaon (East), Mumbai – 400 063, India. Email: sifinvestor.line@mutualfunds.hsbc.co.in | Website: <https://www.assetmanagement.hsbc.co.in/en/redhex-sif>

Investments in Specialized Investment Fund involves relatively higher risk including potential loss of capital, liquidity risk and market volatility. Please read all investment strategy related documents carefully before making the investment decision.

CL 4070