

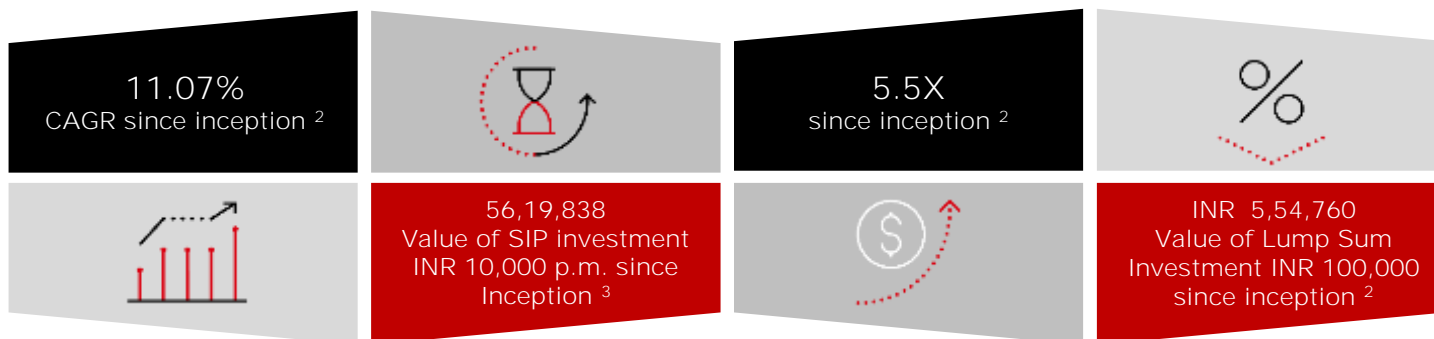
Product Note

HSBC Tax Saver Equity Fund (HTSF)

Equity Linked Savings Scheme - An open ended equity linked saving scheme with a statutory lock in of 3 years and tax benefit

May 2023

Fund Category	Fund Manager	Benchmark ¹	Inception Date	AUM
Equity Linked Savings Scheme	Gautam Bhupal and Cheenu Gupta	Nifty 500 TRI	5 Jan 2007	Rs. 179.44 Cr



Portfolio	% of net assets
HDFC Bank Limited	9.78%
ICICI Bank Limited	9.72%
Infosys Limited	6.70%
Axis Bank Limited	5.08%
State Bank of India	4.96%
Larsen and Toubro Limited	4.41%
Reliance Industries Limited	4.26%
Sun Pharmaceutical Industries Limited	3.05%
DLF Limited	2.97%
KEI Industries Limited	2.85%

Sector - Allocation	% of net assets
Banks	29.54%
IT - Software	10.93%
Consumer Durables	7.31%
Pharmaceuticals & Biotechnology	6.30%
Construction	5.59%
Realty	4.90%
Petroleum Products	4.26%
Industrial Products	3.94%
Automobiles	3.40%
Auto Components	3.21%

Risk Ratios ⁴	
Standard Deviation	15.60%
Beta	0.98
Sharpe Ratio ⁵	0.90
R2	0.96

Load / Expenses	
Entry Load	NA
Exit Load - NIL (after 1 year), 1% (before 1 year) ⁶	
Expense ratio (Other than Direct) ⁷	2.48%
Expense ratio (Direct)	1.31%

Product Note

¹ SEBI vide its circular no. SEBI/HO/IMD/IMD-II DF3/P/ CIR/2021/652 dated October 27, 2021, on 'Guiding Principles for bringing uniformity in Benchmarks of Mutual Fund Schemes' has introduced two-tiered structure for benchmarking of certain categories of schemes. Accordingly, the benchmark has been classified as Tier 1 benchmark. Furthermore, the same is effective from 01 December 2021

²As on 30 April 2023 of Growth option. During the same period, scheme benchmark (Nifty 500 TRI) has moved by 5.5X to Rs 5,52,270 from Rs 100,000 and delivered return of 11.04%. Please refer page no. 3 for detailed performance of HSBC Tax Saver Equity Fund.

³ During the same period, value of scheme benchmark (Nifty 500 TRI) has moved to 58,77,810

⁴ Statistical Ratios disclosed are as per monthly returns (Annualized) for the last 3 years. ⁵ Risk free rate: 6.90% (FIMMDA-NSE Mibor) as on April 28, 2023

⁶Exit Load - If the units redeemed or switched out are upto 10% of the units purchased or switched in ("the limit") within 1 year from the date of allotment - Nil

• If units redeemed or switched out are over and above the limit within 1 year from the date of allotment - 1% • If units are redeemed or switched out on or after 1 year from the date of allotment - Nil

⁷ Continuing plans.

Data as on 30 April 2023 unless otherwise given)

The fund has undergone merger/consolidation along with changes to its fundamental attributes as per the notice published on 15 Oct '22. For more details visit our website page - <https://www.assetmanagement.hsbc.co.in/en/mutual-funds/acquisition-of-It-mutual-fund>.

Most of us have a tendency to wait until the last moment in the financial year to start making tax saving investments, and more often than not, we end up making the wrong decisions. The key here is to begin investing at the start of the financial year and change the notion of “tax saving” into “tax planning”. This involves creating a strategy to help you maximise your tax savings together with wealth creation.

Why HSBC Tax Saver Fund?

- To save taxes under Section 80C of Income Tax Act
- The investment approach is bottom-up stock picking. The Scheme seeks to add the best opportunities that the market presents, without any sector/cap bias
- Bottom-up stock picking: The Scheme focuses on bottom-up stock picking (i.e. focusing solely on prospects of individual stocks) as opposed to a top-down approach (i.e. predicting macro-economic and political trends and taking investment decisions based on them)
- No cap bias: It will seek to identify the best stocks at a point in time, regardless of any market cap bias.
- To create a corpus through generating inflation-adjusted returns to cater to long-term goals

Fund Philosophy

- The fund aims for bottom-up investment approach for stocks' and companies' selection for a well-diversified quality portfolio
- The 3 year lock-in helps the fund manager take positions in stocks with longer term return potential
- The scheme focuses on delivering superior risk-adjusted performance over the long term coupled with tax saving under section 80C makes it an attractive investment option for long term investors
- The fund has a proven long-term track record with consistent outperformance across various time periods / market cycles
- The fund with its flexible investment approach of investing across the market spectrum, has stood the test of time and has a proven track record of over 10 years

Investment Objective

Aims to provide long term capital appreciation by investing in a diversified portfolio of equity & equity related instruments of companies across various sectors and industries, with no capitalisation bias. The Fund may also invest in fixed income securities. However, there can be no assurance or guarantee that the investment objective of the scheme would be achieved.

HSBC Tax Saver Equity Fund (HTSF) | Product Note
[May 2023]

Fund Managers - Gautam Bhupal (No of Schemes Managed – 6) - Managing Fund Since 23 July 2019 and Cheenu Gupta (No of Schemes Managed – 7) - Managing Fund Since 26 Nov 2022 and Sonal Gupta (No of Schemes Managed - 4, for investment in foreign securities)

Lump Sum Investment Performance									Inception Date
Fund / Benchmark (Value of Rs 10,000 invested)	1 Year		3 Years		5 Years		Since Inception		
	Amount in Rs	Returns %	Amount in Rs	Returns %	Amount in Rs	Returns %	Amount in Rs	Returns %	
HSBC Tax Saver Equity Fund-Regular	10140	1.40	17984	21.65	14418	7.60	55476	11.07	05-Jan-07
Scheme Benchmark (Nifty 500 TRI)	10404	4.05	19585	25.17	16949	11.14	55227	11.04	
Additional Benchmark (Nifty 50 TRI)	10689	6.91	18945	23.78	17865	12.31	55039	11.02	

Performance of other funds managed by the Fund Manager									Inception Date
Fund / Benchmark (Value of Rs 10,000 invested)	1 Year		3 Years		5 Years		Since Inception		
	Amount in Rs	Returns %	Amount in Rs	Returns %	Amount in Rs	Returns %	Amount in Rs	Returns %	
HSBC Large and Mid Cap Fund-Regular	10566	5.67	18033	21.76	NA	NA	15648	11.58	28-Mar-19
Scheme Benchmark (NIFTY Large Midcap 250 TRI)	10561	5.63	21002	28.12	NA	NA	17593	14.82	
Additional Benchmark (Nifty 50 TRI)	10689	6.91	18945	23.78	NA	NA	16366	12.81	
HSBC Infrastructure Fund-Regular ⁸	11566	15.70	23878	33.73	14968	8.41	27314	6.66	27-Sep-07
Scheme Benchmark (NIFTY Infrastructure TRI)	10531	5.32	20259	26.59	16602	10.68	14503	2.41	
Additional Benchmark (Nifty 50 TRI)	10689	6.91	18945	23.78	17865	12.31	43341	9.86	
HSBC ELSS Fund-Regular	10458	4.59	17906	21.48	13956	6.90	80499	12.91	27-Feb-06
Scheme Benchmark (Nifty 500 TRI)	10404	4.05	19585	25.17	16949	11.14	70007	12.00	
Additional Benchmark (Nifty 50 TRI)	10689	6.91	18945	23.78	17865	12.31	72443	12.22	
HSBC Mid Cap Fund-Regular ⁹	10200	2.00	18516	22.84	13889	6.79	206503	17.55	09-Aug-04
Scheme Benchmark (NIFTY Midcap 150 TRI)	10744	7.46	23780	33.55	17632	12.02	NA	NA	
Additional Benchmark (Nifty 50 TRI)	10689	6.91	18945	23.78	17865	12.31	139130	15.09	
HSBC Conservative Hybrid Fund – Regular	10445	4.46	12563	7.92	13596	6.33	46097	8.29	24-Feb-04
Scheme Benchmark (NIFTY 50 Hybrid Composite Debt 15:85 Index)	10635	6.37	12820	8.65	15189	8.71	46501	8.34	
Additional Benchmark (CRISIL 10 year Gilt Index)	10701	7.03	10952	3.08	13761	6.59	28228	5.56	
HSBC Equity Savings Fund-Regular	10479	4.81	15063	14.66	13838	6.72	24195	7.96	18-Oct-11
Scheme Benchmark (NIFTY Equity Savings Index)	10615	6.17	13839	11.46	15074	8.56	28333	9.45	
Additional Benchmark (CRISIL 10 year Gilt Index)	10701	7.03	10952	3.08	13753	6.58	21298	6.77	
HSBC Aggressive Hybrid Fund-Regular	10268	2.69	15673	16.19	13856	6.74	37218	11.35	07-Feb-11
Scheme Benchmark (NIFTY 50 Hybrid Composite Debt 65:35 Index)	10682	6.84	16225	17.54	17034	11.25	35105	10.82	
Additional Benchmark (Nifty 50 TRI)	10689	6.91	18945	23.78	17865	12.31	38829	11.73	
HSBC Managed Solutions India – Conservative – Regular	10464	4.65	11698	5.38	13065	5.49	18148	6.85	30-Apr-14
Scheme Benchmark (CRISIL Composite Bond Fund-Regular Index, S&P BSE 200 TRI)	10581	5.82	12756	8.47	14942	8.35	22033	9.17	
Additional Benchmark (Nifty 50 TRI)	10689	6.91	18945	23.78	17943	12.39	30129	13.04	
Additional Benchmark (CRISIL 10 Year Gilt Index)	10701	7.03	10952	3.08	13761	6.59	18505	7.08	30-Apr-14
HSBC Managed Solutions India – Growth	10580	5.81	17507	20.56	15123	8.62	27470	11.88	
Scheme Benchmark (CRISIL Composite Bond Fund-Regular Index, S&P BSE 200 TRI)	10464	4.65	18176	22.08	17134	11.36	30537	13.21	
Additional Benchmark (Nifty 50 TRI)	10689	6.91	18945	23.78	17943	12.39	30129	13.04	30-Apr-14
Additional Benchmark (CRISIL 10 Year Gilt Index)	10701	7.03	10952	3.08	13761	6.59	18505	7.08	
HSBC Managed Solutions India – Moderate	10551	5.53	16057	17.13	14716	8.02	25129	10.78	
Scheme Benchmark (CRISIL Hybrid 35+65 – Aggressive Index)	10529	5.31	16368	17.89	16774	10.89	28457	12.32	30-Apr-14
Additional Benchmark (Nifty 50 TRI)	10689	6.91	18945	23.78	17943	12.39	30129	13.04	
Additional Benchmark (CRISIL 10 Year Gilt Index)	10701	7.03	10952	3.08	13761	6.59	18505	7.08	

Note - Sonal Gupta shall be dedicated fund manager for investments in foreign securities by all the schemes of HSBC Mutual Fund.

Past performance may or may not be sustained in the future. Source: HSBC Asset Management India, data as at 30 April 2023

Past performance may or may not be sustained in the future. Refer note below.

Name of Scheme	Fund Manager	No. of funds managed and Co-managed
HSBC Tax Saver Fund	Gautam Bhupal- Since July 23, 2019 Cheenu Gupta- Since Nov 26, 2022	Gautam Bhupal-6 Cheenu Gupta-7
HSBC Large & Mid Cap Fund	Cheenu Gupta- Since Nov 26, 2022 Neelotpal Sahai- Since Mar 28, 2019	Cheenu Gupta-7 Neelotpal Sahai-4
HSBC Infrastructure Fund	Venugopal Manghat- Since Dec 17, 2019 Gautam Bhupal- Since Nov 26, 2022	Venugopal Manghat-5 Gautam Bhupal-6
HSBC ELSS Fund	Cheenu Gupta- Since Jul 02, 2021 Gautam Bhupal- Since Nov 26, 2022	Cheenu Gupta-7 Gautam Bhupal-6
HSBC Midcap Fund	Vihang Shankar Naik- Since June 28 2016 Cheenu Gupta- Since Nov 26 2022	Vihang Shankar Naik-4 Cheenu Gupta-7
HSBC Conservative Hybrid Fund	Ritesh Jain (Fixed Income) Since Nov 26, 2022 Cheenu Gupta (Equity) Since Nov 26, 2022	Ritesh Jain-5 Cheenu Gupta-7
HSBC Equity Savings Fund	Cheenu Gupta (Equity) - Since Jul 02, 2021 Ritesh Jain (Fixed Income) - Since Nov 26, 2022	Cheenu Gupta-7 Ritesh Jain-5
HSBC Aggressive Hybrid Fund	Cheenu Gupta (Equity)- Since July 02, 2021 Shriram Ramanathan (Fixed Income)- Since May 30, 2016	Cheenu Gupta-7 Shriram Ramanathan-11
HSBC Managed Solutions India - Conservative	Gautam Bhupal- since October 21, 2015	Gautam Bhupal-6
HSBC Managed Solutions India - Growth	Gautam Bhupal- since October 21, 2015	Gautam Bhupal-6
HSBC Managed Solutions India - Moderate	Gautam Bhupal- since October 21, 2015	Gautam Bhupal-6

⁸ HSBC Infrastructure Fund: The launch date of the S&P BSE India Infrastructure Index (INR) is May 19, 2014 whereas the inception date of the scheme is September 27, 2007.

The corresponding benchmark returns since inception of the scheme is not available.

⁹ HSBC Mid Cap Fund: The launch date of the S&P BSE 150 Mid Cap TRI is November 30, 2017 whereas the inception date of the scheme is August 09, 2004. The corresponding benchmark returns since inception of the scheme is not available.

SIP Performance - HSBC Tax Saver Fund - Reg					Inception Date: 05-Jan-07
Scheme Name & Benchmarks	1 Year	3 Years	5 Years	Since Inception	
Total amount invested (₹)	120000	360000	600000	1950000	
Market Value as on April 30, 2023 (₹)	1,21,510	4,26,797	7,99,533	56,19,838	
Scheme Returns (%)	2.38	11.45	11.47	11.96	
Nifty 500 TRI - Scheme Benchmark (₹)	1,23,741	4,45,130	8,58,334	58,77,810	
Nifty 500 TRI - Scheme Benchmark Returns (%)	5.94	14.38	14.35	12.44	
Nifty 50 TRI - Additional Benchmark (₹)	1,25,331	4,45,256	8,54,658	57,21,119	
Nifty 50 TRI - Additional Benchmark Returns (%)	8.50	14.40	14.18	12.15	

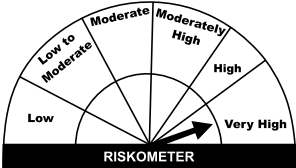





Since Inception returns are provided from the date of allotment of units. PTP returns – Point to Point returns.

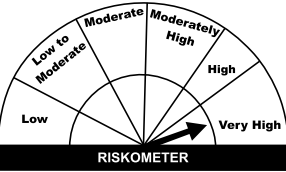

For SIP returns, monthly investment of Rs.10,000 invested on the 1st day of every month has been considered. SIP Return are calculated on XIRR basis.



The performance details provided herein is of Regular Plan - Growth Option. Returns on ₹10,000 are point-to-point returns for the specific time period, invested at the start of the period. The returns for the respective periods are provided as on last available NAV of April 2023 for the respective Schemes. Returns for 1 year and above are Compounded Annualized. Returns for less than 1 year is Simple Annualized. Load is not taken into consideration for computation of performance. Different plans shall have a different expense structure. The expenses of the Direct Plan under the Scheme will be lower to the extent of the distribution expenses / commission charged to the Regular Plan.


Pursuant to the transfer of schemes of L&T Mutual Fund to HSBC Mutual Fund, which was effective from the close of business hours of November 25, 2022, the performance of the Scheme (which is the surviving scheme out of the merger of schemes with similar features) provided above is computed as per the provisions of SEBI Circular No- SEBI/HO/IMD/DF3/CIR/P/2018/69 dated April 12, 2018 using the weighted average performance of both transferor and transferee schemes. The details of the transferor and transferee schemes please refer to our notice dated October 14, 2022 available on www.assetmanagement.hsbc.co.in.

Product Label



Scheme name and Type of scheme	*Riskometer of the Scheme	Riskometer of the benchmark
<p>This product is suitable for investors who are seeking*:</p> <p>HSBC Tax Saver Equity Fund - Equity Linked Savings Scheme - An open ended equity linked saving scheme with a statutory lock in of 3 years and tax benefit</p> <ul style="list-style-type: none"> • Long term capital growth • Investment predominantly in equity and equity-related securities. (Benchmark : NIFTY 500 TRI Index) <p>HSBC Large and Mid Cap Fund (Erstwhile HSBC Large & Mid Cap Equity Fund) - Large and Mid Cap Fund – An open ended equity scheme investing in both large cap and mid cap stocks.</p> <ul style="list-style-type: none"> • Long term wealth creation and income • Investment predominantly in equity and equity related securities of Large and Mid cap companies (Benchmark : NIFTY Large Midcap 250 TRI) <p>HSBC Infrastructure Fund - Thematic Fund (Erstwhile L&T Infrastructure Fund) – An open-ended Equity Scheme following Infrastructure theme.</p> <ul style="list-style-type: none"> • To create wealth over long term • Investment in equity and equity related securities, primarily in themes that play an important role in India's economic development. (Benchmark : NIFTY Infrastructure TRI) <p>HSBC ELSS Fund (Erstwhile L&T Tax Advantage Fund) - Equity Linked Savings Scheme - An open ended equity linked saving scheme with a statutory lock in of 3 years and tax benefit</p> <ul style="list-style-type: none"> • Long term capital growth • Investment predominantly in equity and equity-related securities. (Benchmark : NIFTY 500 TRI Index) <p>HSBC Midcap Fund (Erstwhile L&T Midcap Fund) - Midcap Fund – An open ended equity scheme predominantly investing in mid cap stocks.</p> <ul style="list-style-type: none"> • Long term wealth creation • Investment in equity and equity related securities of mid cap companies. (Benchmark : NIFTY Midcap 150 TRI) 	 <p>Investors understand that their principal will be at Very High risk</p>	
HSBC Conservative Hybrid Fund (Erstwhile HSBC Regular Savings Fund)		
 <p>Investors understand that their principal will be at Moderately High risk</p>	<p>Conservative Hybrid Fund – An open ended hybrid scheme investing predominantly in debt instruments.</p> <p>This product is suitable for investors who are seeking*:</p> <ul style="list-style-type: none"> • Investment in fixed income (debt and money market instruments) as well as equity and equity related securities • Capital appreciation over medium to long term 	<p>Benchmark Index: NIFTY 50 Hybrid Composite Debt 15:85 Index</p> 
HSBC Equity Savings Fund (Erstwhile L&T Equity Savings Fund)		
 <p>Investors understand that their principal will be at Moderately High risk</p>	<p>Equity Savings Fund – An open ended scheme investing in equity, arbitrage and debt.</p> <p>This product is suitable for investors who are seeking*:</p> <ul style="list-style-type: none"> • Investment in fixed income (debt and money market instruments) as well as equity and equity related securities • Capital appreciation over medium to long term 	<p>Benchmark Index: NIFTY Equity Savings Index</p> 

HSBC Aggressive Hybrid Fund (Erstwhile L&T Hybrid Equity Fund)		
 <p>Investors understand that their principal will be at Very High risk</p>	<p>Aggressive Hybrid Fund - An open ended hybrid scheme investing predominantly in equity and equity related instruments..</p> <p>This product is suitable for Investors who are seeking*:</p> <ul style="list-style-type: none"> • Long term wealth creation and income • Investment in equity and equity related securities and fixed income instruments 	<p>Benchmark Index: Nifty 50 Hybrid composite debt 65:35 Index</p> 

HSBC Managed Solutions India - Conservative		
 <p>Investors understand that their principal will be at Moderate risk</p>	<p>Fund of Funds (Domestic) - An Open Ended Fund of Funds Scheme investing in a basket of equity, debt, Gold and other Exchange Traded Funds.</p> <p>This product is suitable for Investors who are seeking*:</p> <ul style="list-style-type: none"> • To provide income over the long-term. • Investing predominantly in units of debt mutual funds as well as in a basket of equity mutual funds, gold & other exchange traded funds and money market instruments. 	<p>Benchmark: S&P BSE 200 TRI Index</p>  <p>Benchmark: CRISIL Composite Bond Fund Index</p>

HSBC Managed Solutions India - Growth		
 <p>Investors understand that their principal will be at Very High risk</p>	<p>Fund of Funds (Overseas/Domestic) - An Open Ended Fund of Funds Scheme investing in a basket of equity, debt, Gold and other Exchange Traded Funds.</p> <p>This product is suitable for Investors who are seeking*:</p> <ul style="list-style-type: none"> • To create wealth over long term • Investing predominantly in units of equity mutual funds as well as in a basket of debt mutual funds, gold & exchange traded funds, offshore mutual funds and money market instruments. 	<p>Benchmark Index : S&P BSE 200 Index</p>  <p>Benchmark Index : CRISIL Composite Bond Fund Index</p> 

HSBC Managed Solutions India - Moderate

 <p>Investors understand that their principal will be at High risk</p>	<p>Fund of Funds (Overseas/Domestic) - An Open Ended Fund of Funds Scheme Investing in a basket of equity, debt, Gold and other Exchange Traded Funds.</p> <p>This product is suitable for investors who are seeking*:</p> <ul style="list-style-type: none"> To create wealth and provide income over the long-term; Investments in a basket of debt mutual funds, equity mutual funds, gold & exchange traded funds, offshore mutual funds and money market instruments; 	<p>Benchmark Index : CRISIL Hybrid 35+65 - Aggressive Index</p> 
--	--	---

* Investors should consult their financial advisers if in doubt about whether the product is suitable for them.

Note on Risk-o-meters: Riskometer is as on 30 April 2023, Any change in risk-o-meter shall be communicated by way of Notice cum Addendum and by way of an e-mail or SMS to unitholders of that particular scheme

Past performance may or may not be sustained in the future. Source: HSBC Asset Management India, data as at 30 April 2023

Disclaimer: This document has been prepared by HSBC Asset Management (India) Private Limited (HSBC) for information purposes only and should not be construed as i) an offer or recommendation to buy or sell securities, commodities, currencies or other investments referred to herein; or ii) an offer to sell or a solicitation or an offer for purchase of any of the funds of HSBC Mutual Fund; or iii) an investment research or investment advice. It does not have regard to specific investment objectives, financial situation and the particular needs of any specific person who may receive this document. Investors should seek personal and independent advice regarding the appropriateness of investing in any of the funds, securities, other investment or investment strategies that may have been discussed or referred herein and should understand that the views regarding future prospects may or may not be realized. In no event shall HSBC Mutual Fund/HSBC Asset management (India) Private Limited and / or its affiliates or any of their directors, trustees, officers and employees be liable for any direct, indirect, special, incidental or consequential damages arising out of the use of information / opinion herein.

This document is intended only for those who access it from within India and approved for distribution in Indian jurisdiction only. Distribution of this document to anyone (including investors, prospective investors or distributors) who are located outside India or foreign nationals residing in India, is strictly prohibited. Neither this document nor the units of HSBC Mutual Fund have been registered under Securities law/Regulations in any foreign jurisdiction. The distribution of this document in certain jurisdictions may be unlawful or restricted or totally prohibited and accordingly, persons who come into possession of this document are required to inform themselves about, and to observe, any such restrictions. If any person chooses to access this document from a jurisdiction other than India, then such person do so at his/her own risk and HSBC and its group companies will not be liable for any breach of local law or regulation that such person commits as a result of doing so.

© Copyright. HSBC Asset Management (India) Private Limited 2023, ALL RIGHTS RESERVED.
HSBC Mutual Fund, 9-11th Floor, NESCO - IT Park Bldg. 3, Nesco Complex, Western Express Highway, Goregaon East, Mumbai 400063. Maharashtra.
GST - 27AABCH0007N1ZS, Email: investor.line@mutualfunds.hsbc.co.in | Website: www.assetmanagement.hsbc.co/in

Mutual fund investments are subject to market risks, read all scheme related documents carefully.