

Fund Overview

HSBC Ultra Short Duration Fund

(Ultra Short Duration Fund – An Open ended Ultra-Short term debt scheme investing in instruments such that the Macaulay duration of the portfolio is between 3 months to 6 months. Please refer Page no. 9 of the SID for explanation on Macaulay duration.

(Relatively low interest rate risk and relatively moderate credit risk.)

(L&T Ultra Short Term Fund has merged into HSBC Ultra Short Duration Fund)

July 2023

Fund Launch Date	30 Jan 2020
Fund manager	Mahesh Chhabria / Jalpan Shah
Investment Manager	HSBC Asset Management (India) Pvt. Ltd
Currency	INR
Fund Domicile	India
Benchmark	NIFTY Ultra Short Duration Debt Index B-I ³
Dealing	Every Business Day
Cut-off Time*	15:00 for Subscriptions and Switch Ins, Redemption and Switch Outs
Settlement	T+1

Overview

- ◆ Provides institutional investors with an opportunity to invest in short-term INR denominated money market instruments.
- ◆ Main objectives/strategy includes:
 - Daily liquidity ^{^^}
 - Active risk management
 - Extensive credit research

Fund Strategy

- The Fund would largely maintain high credit quality portfolio of securities with investment predominantly in securities that have high short term credit quality rating
- The security selection would be driven by investment team's view on credit spreads, liquidity and the risk reward assessment of each security
- The scheme would largely maintain high credit quality portfolio basis in-depth credit evaluation which includes financial position of the issuer, external credit ratings opinions, operational metrics, past track record as well as future prospects of the issuer

¹ The Scheme is not a guaranteed or assured return Scheme. Investors may not get back the amount originally invested. There is no guarantee that the fund's investment objectives, including performance, will be achieved.

² SEBI vide its circular no. SEBI/HO/IMD/IMD-II DF3/P/CIR/2021/652 dated October 27, 2021, on 'Guiding Principles for bringing uniformity in Benchmarks of Mutual Fund Schemes' has introduced two-tiered structure for benchmarking of certain categories of schemes. Accordingly, the benchmark has been classified as Tier 1 benchmark. Furthermore, the same is effective from 01 December 2021

^{^^} Daily liquidity - As per the Regulations, the Fund shall dispatch the redemption proceeds within 10 Business Days from the date of acceptance of redemption request. Under normal circumstances, the Fund will endeavour to dispatch the redemption proceeds 1 Business Day from the date of receiving a valid redemption request before the cut off time. "As per SEBI circular dated November 25, 2022 or as amended from time to time, with effect from January 14, 2023, the Fund shall transfer the redemption / repurchase proceeds within 3 working Days, from the date of acceptance of redemption request."

[^]The Macaulay duration is the weighted average term to maturity of the cash flows from a bond. The weight of each cash flow is determined by dividing the present value of the cash flow by the price. Please refer page no. 9 Scheme Information Document for explanation on Macaulay duration

Document date : 14 July 2023

Portfolio characteristics

Yield to Maturity ¹	7.23%
Current AUM (~INR m)	225453
Current WAM ²	5.95 months
Maximum Maturity	6 months
Maximum WAM ²	6 months

Fund Information

	Features
Current NAV – Growth option	INR 1,174.8561
Settlement Date	T+1 ⁴

Fund Name	Total Expense Ratio (TER) (as of 30 June 2023)	Minimum Application Amount (Rs)	Minimum Redemption/ Switch Account (Rs)
HUSDF	0.48% ³	5,000	1,000
HUSDF Direct Plan	0.22% ³	5,000	1,000

HSBC Mutual Fund/HSBC Asset Management (India) Private Limited would update the current expense ratios (TER) on its website at least three working days prior to the effective date of the change. Details of such changes can be referred on the following link under the Daily TER section: <https://www.assetmanagement.hsbc.co.in/en/mutual-funds>

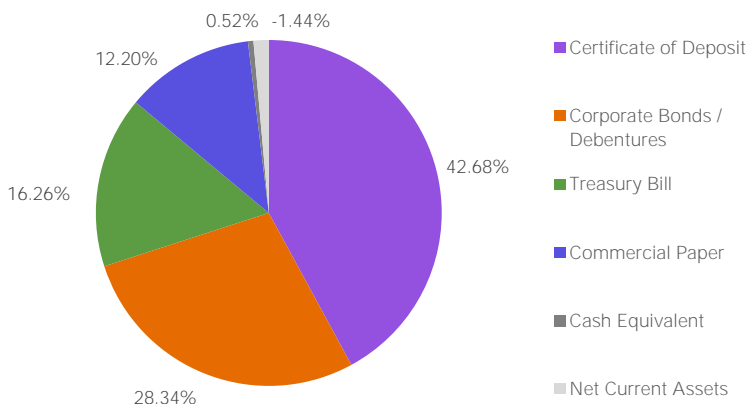
Source: HSBC Asset Management, data as of 30 June 2023

Notes:

1. YTM Based on investment amount
2. The Weighted Average Maturity (WAM) of the fund
3. TER is annualized and Includes GST on Investment Management fees
4. As per the local regulations, the fund shall dispatch the redemption proceeds within 10 business days from the date of acceptance of redemption request. "As per SEBI circular dated November 25, 2022 or as amended from time to time, with effect from January 14, 2023, the Fund shall transfer the redemption / repurchase proceeds within 3 working Days, from the date of acceptance of redemption request." Under normal circumstances, the Fund will endeavour to dispatch the redemption proceeds within 1 business day from the date of receiving redemption request.

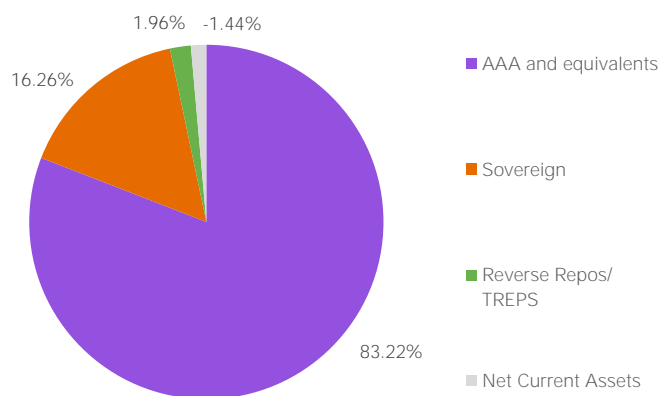
Portfolio Compositions¹

Instrument Mix



Credit Quality Mix – local*

credit rating agencies' short-term ratings



Top 10 Issuers/counterparties

Issuer/counterparty	% NAV
Axis Bank Limited	7.47%
Small Industries Development Bank of India	6.36%
Kotak Mahindra Bank Limited	6.35%
HDFC Bank Limited	5.32%
ICICI Bank Limited	4.68%
364 DAYS T-BILL - 27OCT2023	4.34%
Bank of Baroda	4.32%
182 DAYS T-BILL 23Nov23	4.32%
ICICI Bank Limited	4.29%
Housing Development Finance Corporation Limited	4.29%

Investment process and team

Our investment process is active, fundamental and value driven. It combines qualitative top-down analysis of macroeconomic and market dynamics, with structured bottom-up research into individual bond issuers and fixed income securities. While investment decisions are taken locally to ensure focus and accountability, our portfolio managers in India are able to access the expertise and experience of our investment professionals worldwide in order to gain a truly global perspective.

Notes:

* The rating mentioned above refers to the local credit rating in India. The rating criteria and methodology used by Indian local rating agencies may be different from those adopted by most of the established international credit rating agencies. Therefore, the Indian local credit rating system may not provide an equivalent standard for comparison with securities rated by international credit rating agencies.

1. Subject to change without notice.

Source: HSBC Asset Management, All data as on 30 June 2023 except otherwise mentioned

Performance of other funds managed by the Fund Manager									
Fund / Benchmark (Value of Rs 10,000 invested)	1 Year		3 Years		5 Years		Since Inception		Inception Date:
	Amount in Rs	Returns %	Amount in Rs	Returns %	Amount in Rs	Returns %	Amount in Rs	Returns %	
HSBC Ultra Short Duration Fund - Reg	10643	6.43	11398	4.46	NA	NA	11751	4.83	30-Jan-20
Scheme Benchmark (NIFTY Ultra Short Duration Debt Index B-I)	10710	7.10	11620	5.13	NA	NA	11980	5.42	
Additional Benchmark (NIFTY Ultra Short Duration Debt Index)	10711	7.11	11597	5.06	NA	NA	11932	5.30	
Additional Benchmark (CRISIL 1 Year T Bill Index)	10645	6.45	11355	4.33	NA	NA	11755	4.84	
HSBC Banking and PSU Debt Fund - Reg	10644	6.44	11216	3.90	13555	6.27	21004	7.11	12-Sep-12
Scheme Benchmark (NIFTY Banking & PSU Debt Index)	10697	6.97	11549	4.92	14032	7.00	21990	7.57	
Additional Benchmark (CRISIL 10 year Gilt Index)	10928	9.28	10959	3.10	13872	6.76	19799	6.53	
HSBC Dynamic Bond Fund - Reg	10607	6.07	11159	3.72	13738	6.55	25487	7.60	27-Sep-10
Scheme Benchmark (NIFTY Composite Debt Index A-III)	10800	8.00	11473	4.69	14490	7.69	25597	7.64	
Additional Benchmark (CRISIL 10 year Gilt Index)	10928	9.28	10959	3.10	13872	6.76	21950	6.35	
HSBC Short Duration Fund - Reg	10610	6.10	11320	4.22	13080	5.51	21501	6.87	27-Dec-11
Scheme Benchmark (NIFTY Short Duration Debt Index B-II)	10746	7.46	11835	5.78	14083	7.08	24038	7.91	
Additional Benchmark (CRISIL 10 year Gilt Index)	10928	9.28	10959	3.10	13872	6.76	21082	6.69	
HSBC Gilt Fund - Reg	10587	5.87	10939	3.04	13489	6.16	57526	7.81	29-Mar-00
Scheme Benchmark (NIFTY All Duration G-Sec Index)	10937	9.37	11357	4.33	14768	8.10	NA	NA	
Additional Benchmark (CRISIL 10 year Gilt Index)	10928	9.28	10959	3.10	13872	6.76	NA	NA	
HSBC Corporate Bond Fund – Reg ⁷	10762	7.62	11401	4.47	14579	7.82	62908	7.25	31-Mar-97
Scheme Benchmark (NIFTY Corporate Bond Index B-III)	10767	7.67	12046	6.40	14490	7.69	NA	NA	
Additional Benchmark (CRISIL 10 year Gilt Index)	10928	9.28	10959	3.10	13872	6.76	NA	NA	
HSBC Medium to Long Duration Fund - Reg	10620	6.20	10840	2.73	13416	6.05	36760	6.53	10-Dec-02
Scheme Benchmark (NIFTY Medium to Long Duration Debt Index B-III)	10988	9.88	12567	7.91	14851	8.22	43819	7.45	
Additional Benchmark (CRISIL 10 year Gilt Index)	10928	9.28	10959	3.10	13872	6.76	32836	5.95	

Past performance may or may not be sustained in the future. Refer note below.

Name of Scheme	Fund Manager	No. of funds managed and Co-managed
HSBC Ultra Short Duration Fund	Mahesh Chhabria - Since Nov 26, 2022 Jalpan Shah- Since Nov 26, 2022	Mahesh Chhabria-4 Jalpan Shah-7
HSBC Banking and PSU Fund	Mahesh Chhabria- Since Nov 26,2022 Jalpan Shah- Since May 30, 2016	Mahesh Chhabria-4 Jalpan Shah-7
HSBC Dynamic Bond Fund	Jalpan Shah- Since May 30, 2016 Shriram Ramanathan- Since Feb 02, 2015	Jalpan Shah-7 Shriram Ramanathan-11
HSBC Short Duration Fund	Jalpan Shah- Since May 30, 2016 Shriram Ramanathan - Since May 30, 2016	Jalpan Shah-7 Shriram Ramanathan-11
HSBC Gilt Fund	Jalpan Shah- Since May 30, 2016 Shriram Ramanathan- Since April 03, 2017	Jalpan Shah-7 Shriram Ramanathan-11
HSBC Corporate Bond Fund	Jalpan Shah - Since April 03, 2017 Shriram Ramanathan- Since June 30, 2014	Jalpan Shah-7 Shriram Ramanathan-11
HSBC Medium to Long Duration Fund	Jalpan Shah Since Nov, 26 2022 Shriram Ramanathan-Since Nov, 26 2022	Jalpan Shah-7 Shriram Ramanathan-11

Since Inception returns are provided from the date of allotment of units. PTP returns – Point to Point returns.

The performance details provided herein is of Regular Plan - Growth Option. Returns on ₹10,000 are point-to-point returns for the specific time period, invested at the start of the period. The returns for the respective periods are provided as on last available NAV of June 2023 for the respective Schemes. Returns for 1 year and above are Compounded Annualized. Returns for less than 1 year is Simple Annualized. Load is not taken into consideration for computation of performance. Different plans shall have a different expense structure. The expenses of the Direct Plan under the Scheme will be lower to the extent of the distribution expenses / commission charged to the Regular Plan.

Pursuant to the transfer of schemes of L&T Mutual Fund to HSBC Mutual Fund, which was effective from the close of business hours of November 25, 2022, the performance of the Scheme (which is the surviving scheme out of the merger of schemes with similar features) provided above is computed as per the provisions of SEBI Circular No- SEBI/HO/IMD/DF3/CIR/P/2018/69 dated April 12, 2018 using the weighted average performance of both transferor and transferee schemes. The details of the transferor and transferee schemes please refer to our notice dated October 14, 2022 available on www.assetmanagement.hsbc.co.in.

Note - Sonal Gupta shall be dedicated fund manager for investments in foreign securities by all the schemes of HSBC Mutual Fund.

⁷ HSBC Liquid Fund: Since there was no continuous NAV history available for the surviving Plan of HSBC Liquid Fund prior to May 19, 2011, returns since the said date have been considered for calculating Since Inception performance. The inception date of HSBC Liquid Fund however is December 4, 2002.

Past performance is not an indicator of future returns. Source: HSBC Asset Management India, data as at 30 June 2023

Key risks

The value of investments and any income from them can go down as well as up and investors may not get back the amount originally invested.

- ◆ **Credit Risk:** Credit risk or default risk refers to the risk that an issuer of a fixed income security may default (i.e. will be unable to make timely principal and interest payments on the security).
- ◆ **Price-Risk or Interest Rate Risk:** As with all debt securities, changes in interest rates may affect the NAV of the Scheme(s) as the prices of securities increase as interest rates decline and decrease as interest rates rise.
- ◆ **Liquidity or Marketability Risk:** This refers to the ease with which a security can be sold at or near to its valuation yield-to-maturity (YTM). The primary measure of liquidity risk is the spread between the bid price and the offer price quoted by a dealer.
- ◆ **Reinvestment Risk:** This risk refers to the interest rate levels at which cash flows received from the securities in the Scheme(s) are reinvested. The additional income from reinvestment is the "interest on interest" component



For more risk factors check the KIM or visit <https://www.assetmanagement.hsbc.co.in/en/mutual-funds/investor-resources#>

HSBC Ultra Short Duration Fund		
 <p>Investors understand that their principal will be at Low to Moderate risk</p>	<p>Ultra Short Duration Fund - An open ended ultra-short term debt scheme investing in instruments such that the Macaulay Duration of the portfolio is between 3 months to 6 months (for details on Macaulay's Duration please refer to SID under the section "Asset Allocation Pattern"). A relatively Low interest rate risk and Moderate credit risk.</p> <p>This product is suitable for Investors who are seeking*:</p> <ul style="list-style-type: none"> • Income over short term with low volatility. • Investment in debt & money market instruments such that the Macaulay Duration of the portfolio is between 3 months- 6 months.[^] <p><small>* Investors should consult their financial advisers if in doubt about whether the product is suitable for them.</small></p>	<p>Benchmark Index: NIFTY Ultra Short Duration Debt Index B-I</p> 

Potential Risk Class (HSBC Ultra Short Duration Fund)



Credit Risk →	Relatively Low (Class A)	Moderate (Class B)	Relatively High (Class C)
Interest Rate Risk ↓			
Relatively Low (Class I)		B-I	
Moderate (Class II)			
Relatively High (Class III)			
A Scheme with Relatively Low interest rate risk and Moderate credit risk.			

Product Label

Scheme name and Type of scheme	*Riskometer of the Scheme	Riskometer of the benchmark
<p>This product is suitable for investors who are seeking*:</p> <p>Banking and PSU Fund - An open ended debt scheme primarily investing in debt instruments of banks, public sector undertakings, public financial institutions and municipal bonds. A relatively high interest rate risk and relatively low credit risk.</p> <ul style="list-style-type: none"> • Generation of reasonable returns and liquidity over short term • Investment predominantly in securities issued by Banks, Public Sector Undertakings and Public Financial Institutions and municipal corporations in India. (Benchmark : NIFTY Banking & PSU Debt Index) <p>Dynamic Bond Fund - An open ended dynamic debt scheme investing across duration. A relatively high interest rate risk and relatively low credit risk.</p> <ul style="list-style-type: none"> • Generation of reasonable returns over medium to long term • Investment in fixed income securities (Benchmark Index: NIFTY Composite Debt Index A-III) <p>Gilt Fund - An open ended debt scheme investing in government securities across maturity. A relatively high interest rate risk and relatively low credit risk.</p> <ul style="list-style-type: none"> • Generation of returns over medium to long term • Investment in Government Securities. (Benchmark Index: NIFTY All Duration G-Sec Index) <p>Corporate Bond Fund - An open ended debt scheme predominantly investing in AA+ and above rated corporate bonds. A relatively high interest rate risk and relatively low credit risk.</p> <ul style="list-style-type: none"> • Generation of regular and stable income over medium to long term • Investment predominantly in AA+ and above rated corporate bonds and money market instruments. (Benchmark Index: NIFTY Corporate Bond Index B-III) 	 <p>Investors understand that their principal will be at Moderate risk</p>	

Potential Risk Class (HSBC Banking and PSU Debt Fund), (HSBC Dynamic Bond Fund), (HSBC Gilt Fund) & (HSBC Corporate Bond Fund)

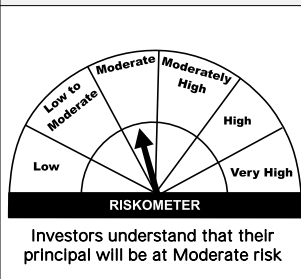
Credit Risk →			
Interest Rate Risk ↓	Relatively Low (Class A)	Moderate (Class B)	Relatively High (Class C)
Relatively Low (Class I)			
Moderate (Class II)			
Relatively High (Class III)	A-III		
A Scheme with Relatively High interest rate risk and Low credit risk.			

HSBC Short Duration Fund (Erstwhile L&T Short Term Bond Fund)		
 <p>Investors understand that their principal will be at Moderate risk</p>	<p>Short Duration Fund - An open ended short term debt scheme investing in instruments such that the Macaulay duration of the portfolio is between 1 year to 3 years for details on Macaulay's Duration please refer to SID under the section "Asset Allocation Pattern". A moderate interest rate risk and moderate credit risk.</p> <p>This product is suitable for investors who are seeking*:</p> <ul style="list-style-type: none"> • Generation of regular returns over short term • Investment in fixed income securities of shorter term maturity. 	<p>Benchmark Index: Nifty Short Duration Debt Index B-II</p> 

Potential Risk Class (HSBC Short Duration Fund)

Credit Risk →			
Interest Rate Risk ↓	Relatively Low (Class A)	Moderate (Class B)	Relatively High (Class C)
Relatively Low (Class I)			
Moderate (Class II)		B-II	
Relatively High (Class III)			
A Scheme with Relatively Moderate interest rate risk and Moderate credit risk.			

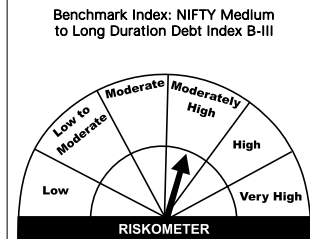
HSBC Medium to Long Duration Fund (Erstwhile HSBC Debt Fund)



Medium to Long Duration Fund - An open ended medium to long term debt scheme investing in instruments such that the Macaulay duration of the portfolio is between 4 years to 7 years (for details on Macaulay's Duration please refer to SID under the section "Asset Allocation Pattern"). Relatively high interest rate risk and moderate credit risk.

This product is suitable for investors who are seeking*:

- Regular income over medium term
- Investment in diversified portfolio of fixed income securities such that the Macaulay[^] duration of the portfolio is between 4 year to 7 years



Potential Risk Class (HSBC Medium to Long Duration Fund)

Credit Risk →			
Interest Rate Risk ↓	Relatively Low (Class A)	Moderate (Class B)	Relatively High (Class C)
Relatively Low (Class I)			
Moderate (Class II)			
Relatively High (Class III)		B-III	
A Scheme with Relatively High interest rate risk and Moderate credit risk.			

* Investors should consult their financial advisers if in doubt about whether the product is suitable for them.

[^] The Macaulay duration is the weighted average term to maturity of the cash flows from a bond. The weight of each cash flow is determined by dividing the present value of the cash flow by the price.

Note on Risk-o-meters: Riskometer is as on 30 June 2023, Any change in risk-o-meter shall be communicated by way of Notice cum Addendum and by way of an e-mail or SMS to unitholders of that particular scheme

Past performance may or may not be sustained in the future. Source: HSBC Asset Management India, data as at 30 June 2023

Disclaimer: This document has been prepared by HSBC Asset Management (India) Private Limited (HSBC) for information purposes only and should not be construed as i) an offer or recommendation to buy or sell securities, commodities, currencies or other investments referred to herein; or ii) an offer to sell or a solicitation or an offer for purchase of any of the funds of HSBC Mutual Fund; or iii) an investment research or investment advice. It does not have regard to specific investment objectives, financial situation and the particular needs of any specific person who may receive this document. Investors should seek personal and independent advice regarding the appropriateness of investing in any of the funds, securities, other investment or investment strategies that may have been discussed or referred herein and should understand that the views regarding future prospects may or may not be realized. In no event shall HSBC Mutual Fund/HSBC Asset management (India) Private Limited and / or its affiliates or any of their directors, trustees, officers and employees be liable for any direct, indirect, special, incidental or consequential damages arising out of the use of information / opinion herein.

This document is intended only for those who access it from within India and approved for distribution in Indian jurisdiction only. Distribution of this document to anyone (including investors, prospective investors or distributors) who are located outside India or foreign nationals residing in India, is strictly prohibited. Neither this document nor the units of HSBC Mutual Fund have been registered under Securities law/Regulations in any foreign jurisdiction. The distribution of this document in certain jurisdictions may be unlawful or restricted or totally prohibited and accordingly, persons who come into possession of this document are required to inform themselves about, and to observe, any such restrictions. If any person chooses to access this document from a jurisdiction other than India, then such person do so at his/her own risk and HSBC and its group companies will not be liable for any breach of local law or regulation that such person commits as a result of doing so.

© Copyright. HSBC Asset Management (India) Private Limited 2023, ALL RIGHTS RESERVED.
 HSBC Mutual Fund, 9-11th Floor, NESCO - IT Park Bldg. 3, Nesco Complex, Western Express Highway, Goregaon East, Mumbai 400063. Maharashtra.

GST - 27AABCH0007N1ZS, Email: investor.line@mutualfunds.hsbc.co.in | Website: www.assetmanagement.hsbc.co/in

Mutual fund investments are subject to market risks, read all scheme related documents carefully.