

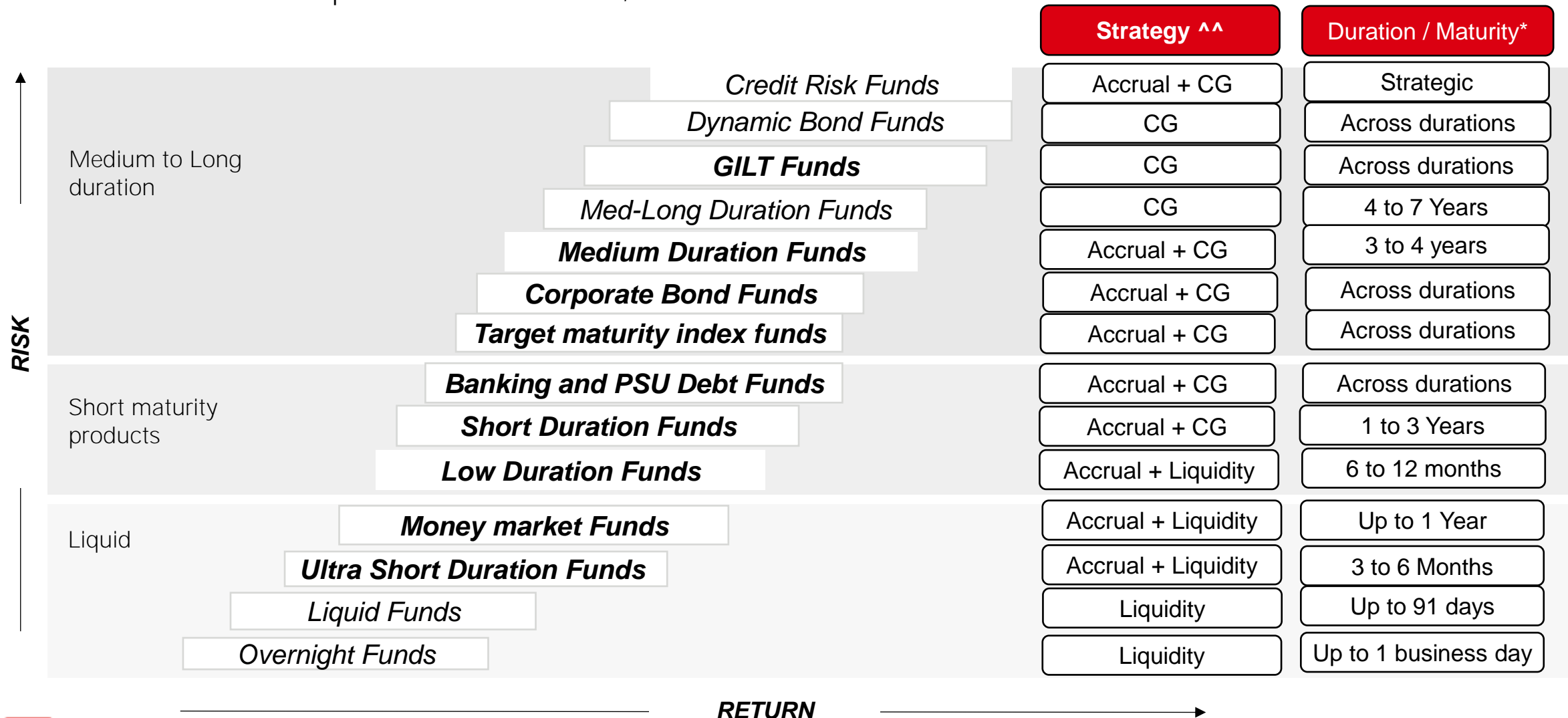
Fund Book - Debt | Index

Fund Snapshot

August 2025

Fixed Income Fund Universe

Some of the diverse options based on risk, return and investment horizon



HSBC Overnight Fund (HOVF)

(An open ended debt scheme investing in overnight securities. Relatively Low interest rate risk and relatively Low credit risk.)

3

Fund Category	Fund Manager	Benchmark ^{1, 2}	Inception Date	AUM ^{3 &}
Overnight	Abhishek Iyer ^{@@} , Mahesh Chhabria [@]	NIFTY 1D Rate Index	22 May 2019	Rs. 3,607.92 Cr

Why HSBC Overnight Fund?

- Overnight funds offer relatively lower volatility compared to other fixed income funds
- Carry low interest rate risk and lowest credit risk vs other fixed income funds
- These funds are one of the most liquid investments available in the market with redemption availability on any working day
- Overnight funds may help to deliver reasonable risk adjusted performance

Fund Approach

- Primary objective of these funds is to seek to generate returns commensurate with low risk and providing high level of liquidity, through investments made primarily in overnight securities having maturity of up to 1 business day.
- The fund can invest in Tri party Repos (TREPS), reverse repos and other eligible 1-day assets

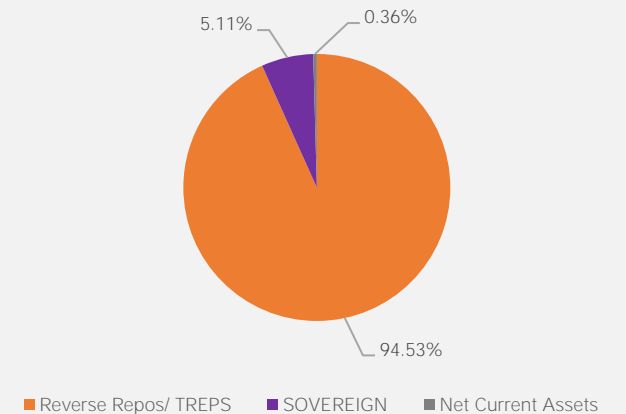
Investment Objective

- The scheme aims to offer reasonable returns commensurate with low risk and high degree of liquidity through investments in overnight securities. However, there is no assurance that the investment objective of the Scheme will be achieved.

Quantitative Data

Average Maturity	1.82 Days
Modified Duration	1.82 Days
Macaulay Duration	1.82 Days
Yield to Maturity	5.46%

Rating Profile



¹As per clause 1.9 of the SEBI Master Circular dated June 27, 2024, on 'Guiding Principles for bringing uniformity in Benchmarks of Mutual Fund Schemes' has introduced two-tiered structure for benchmarking of certain categories of schemes. Accordingly, the benchmark has been classified as Tier 1 benchmark effective from 01 December 2021. [@] Mahesh Chhabria Effective 26 Nov 2022. Total Schemes Managed - 16. ^{@@} Abhishek Iyer Effective 01 Apr 2025. Total Schemes Managed - 4. ² Fund's benchmark has changed with effect from April 01, 2022. ³ AUM data as on 31 July 2025. ^{\$}YTM is annualized. ^{*}For disclosure of quarterly AUM/AAUM and AUM by geography, please visit our website <https://www.assetmanagement.hsbc.co.in/en/mutual-funds/investor-resources/information-library#&accordion1446811090=4>.

Note : Please refer to Scheme Information Document for more details on Asset Allocation of the scheme.
Data as on 31 July 2025.

HSBC Liquid Fund (HLIF)

(An open ended Liquid Scheme. Relatively Low interest rate risk and moderate credit risk.)

Fund Category	Fund Manager	Benchmark ^{1, 2}	Inception Date	AUM ^{3 &}
Liquid Fund	Abhishek Iyer ^{@@} , Mahesh Chhabria [@]	NIFTY Liquid Index A-I	04 Dec 2002	Rs. 19,634.57 Cr

Why invest in HSBC Liquid Fund?

- To offer optimal liquidity and risk adjusted performance to suit the investor's requirements in various situations, our fund managers follow stringent liquidity, credit risk and interest rate risk norms
- The portfolio comprises of high credit quality papers evaluated through a rigorous credit evaluation process and generally aims to restrict investments to the highest possible short-term rating.

Fund Approach

- Investment predominantly in highly liquid money market instruments, government securities and corporate debt with residual maturity of up to 91 days
- Aims to focus on maintaining a high credit quality and highly liquid portfolio - investing only in issuers which are covered by internal credit research team
- Measured exposure to high quality Commercial Papers
- The focus continues to be on the accrual returns in the portfolio.

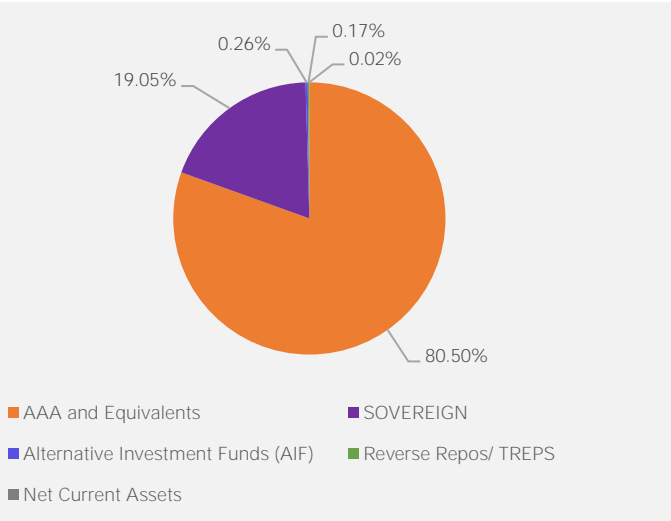
Investment Objective

- To provide reasonable returns, commensurate with low risk while providing a high level of liquidity, through a portfolio of money market and debt securities. However, there can be no assurance that the Scheme objective can be realised.

Quantitative Data

Average Maturity	40.76 Days
Modified Duration	38.63 Days
Macaulay Duration	40.76 Days
Yield to Maturity	5.80%

Rating Profile



¹As per clause 1.9 of the SEBI Master Circular dated June 27, 2024, on 'Guiding Principles for bringing uniformity in Benchmarks of Mutual Fund Schemes' has introduced two-tiered structure for benchmarking of certain categories of schemes. Accordingly, the benchmark has been classified as Tier 1 benchmark effective from 01 December 2021. ² Mahesh Chhabria Effective 01 Feb 2025. Total Schemes Managed – 16; [@] Abhishek Iyer Effective 01 Apr 2025. Total Schemes Managed - 4. ²Fund's benchmark has changed with effect from April 01, 2022. ³ AUM data as on 31 July 2025, ⁵YTM is annualized. ⁴For disclosure of quarterly AUM/AAUM and AUM by geography, please visit our website <https://www.assetmanagement.hsbc.co.in/en/mutual-funds/investor-resources/information-library#&accordion1446811090=4>

Note : Please refer to Scheme Information Document for more details on Asset Allocation of the scheme.

Data as on 31 July 2025.



HSBC Ultra Short Duration Fund

(An open ended ultra-short term debt scheme investing in instruments such that the Macaulay Duration of the portfolio is between 3 months to 6 months. (Please refer Page No. 11 for explanation on Macaulay's duration). Relatively Low interest rate risk and moderate credit risk.)

5

Fund Category	Fund Manager	Benchmark ^{1, 2}	Inception Date	AUM ^{3 &}
Ultra Short Duration	Maresh Chhabria^ Abhishek Iyer^^	NIFTY Ultra Short Duration Debt Index A-I	29 Jan 2020	Rs. 2,924.03 Cr

Why HSBC Ultra Short Duration Fund?

- The Fund would endeavor to maintain high credit quality portfolio of securities with investment predominantly in securities that have high short term credit quality rating
- The security selection would be driven by investment team's view on credit spreads, liquidity and the risk reward assessment of each security
- The scheme would largely maintain high credit quality portfolio basis in-depth credit evaluation which includes financial position of the issuer, external credit ratings opinions, operational metrics, past track record as well as future prospects of the issuer

Fund Approach

- Investment predominantly in liquid money market instruments, government securities and corporate debt
- The fund typically has a relatively higher portfolio average maturity as compared to liquid/cash fund
- The scheme continues to focus on high credit quality securities and a liquid portfolio
- Overall, we continue with positive view on interest rates and Liquidity.
- The focus continues to be on the accrual returns in the portfolio.

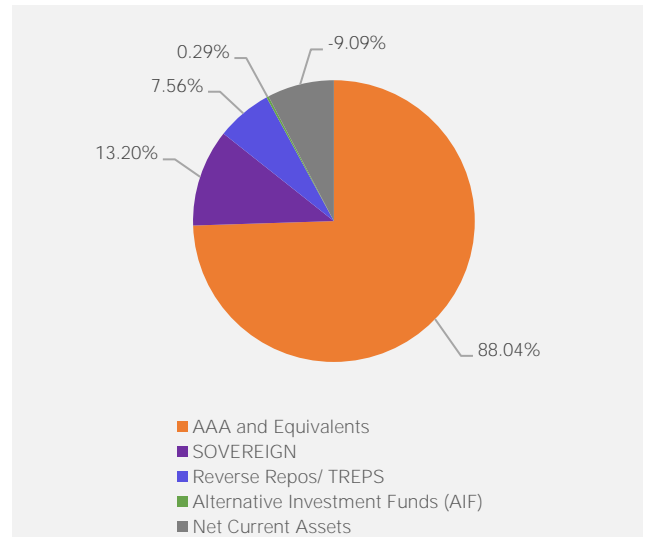
Investment Objective

- To provide liquidity and generate reasonable returns with low volatility through investment in a portfolio comprising of debt & money market instruments. However, there is no assurance that the investment objective of the scheme will be achieved.

Quantitative Data

Average Maturity	11.41 Months
Modified Duration	5.62 Months
Macaulay Duration	5.97 Months
Yield to Maturity	6.19%

Rating Profile



¹ As per clause 1.9 of the SEBI Master Circular dated June 27, 2024, on 'Guiding Principles for bringing uniformity in Benchmarks of Mutual Fund Schemes' has introduced two-tiered structure for benchmarking of certain categories of schemes. Accordingly, the benchmark has been classified as Tier 1 benchmark effective from 01 December 2021. ^Maresh Chhabria Effective 26 Nov 2022. Total Schemes Managed – 16. ^^Abhishek Iyer Effective 01 Apr 2025. Total Schemes Managed – 4 ² Fund's benchmark has changed with effect from April 01, 2022. ³ AUM data as on 31 July 2025. ⁴ YTM is annualized. *For disclosure of quarterly AUM/AAUM and AUM by geography, please visit our website <https://www.assetmanagement.hsbc.co.in/en/mutual-funds/investor-resources/information-library#&accordion1446811090=4>.

Note : Please refer to Scheme Information Document for more details on Asset Allocation of the scheme. @ Managing since from May 1, 2024, Please refer notice cum addendum dated May 31, 2024. Data as on 31 July 2025.

HSBC Money Market Fund (HMMF)

(An open ended debt scheme investing in money market instruments. Relatively low interest rate risk and moderate credit risk.)

6

Fund Category	Fund Manager	Benchmark ^{1, 2}	Inception Date	AUM ^{3 &}
Money Market	Mahesh Chhabria [^] and Abhishek Iyer [@]	NIFTY Money Market Index A-I	10 Aug 2005	Rs. 4,899.34 Cr

Why HSBC Money Market Fund?

- The scheme looks to position into maturity buckets to extract maximum value along the money market yield curve
- Low interest rate risk, given that maturity of instruments are below 1 year

Fund Approach

- Aims to selectively invest in good quality credits, while also maintaining adequate portfolio liquidity
- Current investment is in mix of T-Bills, CDs and CPs
- To create a corpus by generating risk-adjusted returns

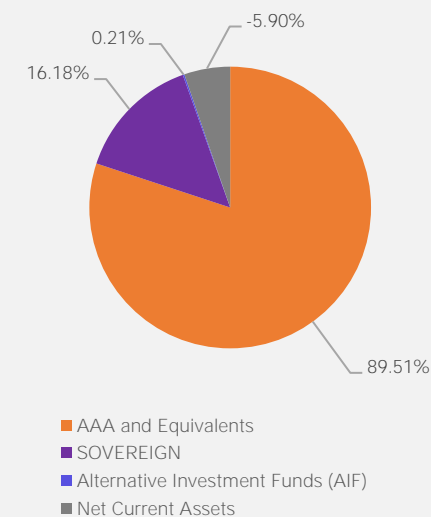
Investment Objective

- The primary objective of the Scheme is to generate regular income through investment in a portfolio comprising substantially of money market instruments. There is no assurance that the objective of the Scheme will be realized and the Scheme does not assure or guarantee any returns.

Quantitative Data

Average Maturity	226.60 Days
Modified Duration	213.52 Days
Macaulay Duration	226.60 Days
Yield to Maturity	6.15%

Rating Profile



¹ As per clause 1.9 of the SEBI Master Circular dated June 27, 2024, on 'Guiding Principles for bringing uniformity in Benchmarks of Mutual Fund Schemes' has introduced two-tiered structure for benchmarking of certain categories of schemes. Accordingly, the benchmark has been classified as Tier 1 benchmark effective from 01 December 2021. [^] Mahesh Chhabria Effective 01 Feb 2025. Total Schemes Managed – 16; [@] Abhishek Iyer Effective 01 Apr 2025, Total Schemes Managed – 4. ² Fund's benchmark has changed with effect from April 01, 2022. ³ AUM data as on 31 July 2025. ⁴ YTM is annualized. ⁵ For disclosure of quarterly AUM/AAUM and AUM by geography, please visit our website <https://www.assetmanagement.hsbc.co.in/en/mutual-funds/investor-resources/information-library/#&accordion1446811090=4>.

Note : Please refer to Scheme Information Document for more details on Asset Allocation of the scheme.

Data as on 31 July 2025.

HSBC Low Duration Fund (HLDF)

7

(An open ended low duration debt scheme investing in instruments such that the Macaulay duration of the portfolio is between 6 months to 12 months. (Please refer page 11 of the SID for explanation on Macaulay Duration). A relatively low interest rate risk and moderate credit risk.)

Fund Category	Fund Manager	Benchmark ^{1, 2}	Inception Date	AUM ^{3 &}
Low Duration	Shriram Ramanathan^ and Mohd Asif Rizwi@	NIFTY Low Duration Debt Index A-I	04 Dec 2010	Rs 848.15 Cr

Why HSBC Low Duration Fund?

- Appropriately positioned to provide a carry while maintaining liquidity
- Rigorous credit selection process to spot mispriced credit opportunities.
- Given the portfolio quality, liquidity and carry over other funds, the fund is well positioned in the current market environment.

Fund Approach

- Focus on generating returns through a yield-oriented and accrual-based strategy
- Reasonably good portfolio quality with a diversified mix of assets and liquidity
- Moderate portfolio duration, while providing yield pickup

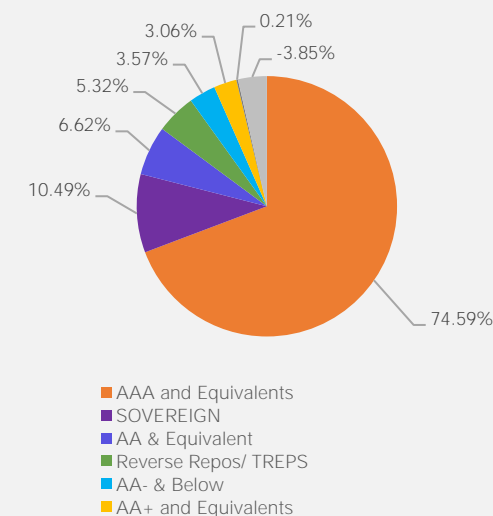
Investment Objective

- The investment objective is to provide liquidity and reasonable returns by investing primarily in a mix of short term debt and money market instruments such that the Macaulay duration of the portfolio is between 6 months to 12 months. However, there can be no assurance or guarantee that the investment objective of the scheme would be achieved.

Quantitative Data

Average Maturity	16.30 Months
Modified Duration	10.81 Months
Macaulay Duration	11.52 Months
Yield to Maturity	6.64%

Rating Profile



¹ As per clause 1.9 of the SEBI Master Circular dated June 27, 2024, on 'Guiding Principles for bringing uniformity in Benchmarks of Mutual Fund Schemes' has introduced two-tiered structure for benchmarking of certain categories of schemes. Accordingly, the benchmark has been classified as Tier 1 benchmark effective from 01 December 2021. ² Fund's benchmark has changed with effect from April 01, 2022. ³ AUM data as on 31 July 2025. ⁴ YTM is annualized. ⁵ For disclosure of quarterly AUM/AAUM and AUM by geography, please visit our website <https://www.assetmanagement.hsbc.co.in/en/mutual-funds/investor-resources/information-library#&accordion1446811090=4>.

Note : Please refer to Scheme Information Document for more details on Asset Allocation of the scheme.

Data as on 31 July 2025. Note - Investors are requested to note that all fresh/additional subscription through any investment mode such as lumpsum investment, switches, etc. and/or fresh enrolment of facilities such as Systematic Investment Plan ("SIP"), Systematic Transfer Plan ("STP"), etc. under the scheme have been restricted with effect from April 9, 2025 till further notice. Please refer notice cum addendum dated April 8, 2025 as available on website of HSBC Mutual Fund



HSBC Short Duration Fund (HSDF)

(An open ended short term debt scheme investing in instruments such that the Macaulay Duration of the portfolio is between 1 year to 3 years (please refer to page no.11 of SID for details on Macaulay’s Duration). A Moderate interest rate risk and Relatively Low credit risk.)

Fund Category	Fund Manager	Benchmark ^{1, 2}	Inception Date	AUM ^{3 &}
Short Duration	Mohd Asif Rizwi [^] and Shriram Ramanathan [@]	NIFTY Short Duration Debt Index A-II	27 Dec 2011	Rs. 4,526.69 Cr

Why HSBC Short Duration Fund?

- The fund offers a prudent portfolio in line with the risk appetite of the investors
- Demonstrated ability to identify value-buying opportunities and to reposition the portfolio basis evolving interest rate environment

Fund Approach

- The scheme aims at generating returns through yield accrual while also capturing potential opportunities of capital appreciation
- Aim to maintain the high credit quality, with 100% of the portfolio in AAA or equivalent securities

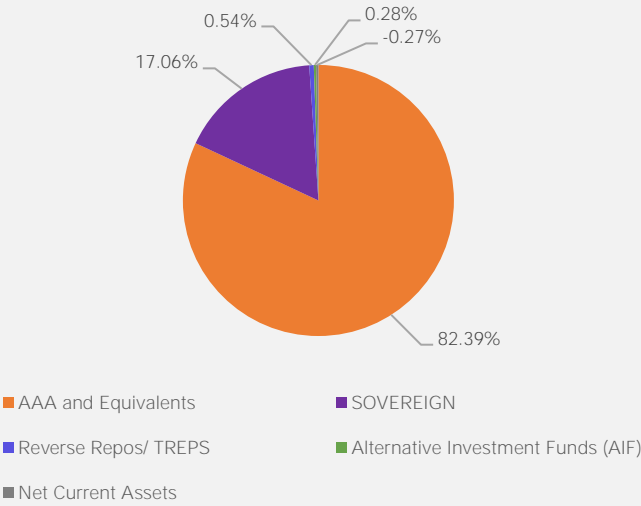
Investment Objective

- To provide a reasonable income through a diversified portfolio of fixed income securities such that the Macaulay duration of the portfolio is between 1 year to 3 years. However, there can be no assurance or guarantee that the investment objective of the scheme would be achieved.

Quantitative Data

Average Maturity	3.00 Years
Modified Duration	2.45 Years
Macaulay Duration [^]	2.58 Years
Yield to Maturity	6.66%

Rating Profile



¹ As per clause 1.9 of the SEBI Master Circular dated June 27, 2024, on ‘Guiding Principles for bringing uniformity in Benchmarks of Mutual Fund Schemes’ has introduced two-tiered structure for benchmarking of certain categories of schemes. Accordingly, the benchmark has been classified as Tier 1 benchmark effective from 01 December 2021. [@]Shriram Ramanathan Effective 01 May 2024. Total Schemes Managed – 9; [^] Mohd Asif Rizwi Effective 15 Jan 2024. Total Schemes Managed – 15. ² Fund’s benchmark has changed with effect from April 01, 2022. ³ AUM data as on 31 July 2025 ⁴YTM is annualized. ⁵For disclosure of quarterly AUM/AAUM and AUM by geography, please visit our website <https://www.assetmanagement.hsbc.co.in/en/mutual-funds/investor-resources/information-library#&accordion1446811090=4>.
Note : Please refer to Scheme Information Document for more details on Asset Allocation of the scheme. [@] Managing since from May 1, 2024, Please refer notice cum addendum dated May 31, 2024. Data as on 31 July 2025.

HSBC Banking & PSU Debt Fund (HBPF)

(An open ended debt scheme primarily investing in debt instruments of banks, public sector undertakings, public financial institutions and municipal bonds. A relatively high interest rate risk and relatively low credit risk.)

9

Fund Category	Fund Manager	Benchmark ^{1, 2}	Inception Date	AUM ^{3 &}
Banking and PSU Fund	Mahesh Chhabria [@] and Mohd. Asif Rizwi [^]	Nifty Banking & PSU Debt Index A-II	12 Sep 2012	Rs. 4,675.91 Cr

Why HSBC Banking & PSU Debt Fund?

- The scheme is ideally suited for investors seeking a high portfolio quality and targeting higher returns through accrual
- The fund offers a prudent portfolio considering the risk appetite whilst seeking optimal returns

Fund Approach

- The Fund follows an active strategy to invest across the curve
- The fund predominantly invests in debt and money market securities that are issued by Banks, Public Sector Undertakings .
- Continues to maintain the high credit quality with the portfolio in AAA or equivalent securities

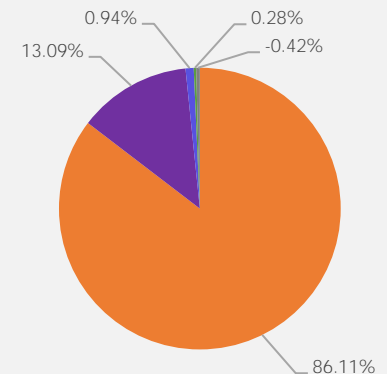
Investment Objective

- The investment objective of the Scheme is to generate reasonable returns by primarily investing in debt and money market securities that are issued by Banks, Public Sector Undertakings (PSUs) and Public Financial Institutions (PFIs) in India. There is no assurance that the objective of the Scheme will be realised and the Scheme does not assure or guarantee any returns.

Quantitative Data

Average Maturity	3.21 Years
Modified Duration	2.63 year
Macaulay Duration	2.78 year
Yield to Maturity	6.59%

Rating Profile



¹ As per clause 1.9 of the SEBI Master Circular dated June 27, 2024, on 'Guiding Principles for bringing uniformity in Benchmarks of Mutual Fund Schemes' has introduced two-tiered structure for benchmarking of certain categories of schemes. Accordingly, the benchmark has been classified as Tier 1 benchmark effective from 01 December 2021. [@] Mahesh Chhabria Effective 26 Nov 2022. Total Schemes Managed – 16; [^] Mohd Asif Rizwi Effective 01 May 2024. Total Schemes Managed – 15. ² Fund's benchmark has changed with effect from April 01, 2022. ³ AUM data as on 31 July 2025. ⁴ YTM is annualized. ⁵ For disclosure of quarterly AUM/AAUM and AUM by geography, please visit our website <https://www.assetmanagement.hsbc.co.in/en/mutual-funds/investor-resources/information-library#&accordion1446811090=4>.

Note : Please refer to Scheme Information Document for more details on Asset Allocation of the scheme. [@] Managing since from May 1, 2024, Please refer notice cum addendum dated May 31, 2024. Data as on 31 July 2025.

HSBC Medium Duration Fund (HMDF)

10

(An open ended medium term debt scheme investing in instruments such that the Macaulay duration of the portfolio is between 3 years to 4 years (please refer to page no. 12 in the SID for details on Macaulay's Duration). Relatively high interest rate risk and moderate credit risk.)

Fund Category	Fund Manager	Benchmark ^{1, 2}	Inception Date	AUM ^{3 &}
Medium Duration	Shriram Ramanathan [@]	NIFTY Medium Duration Debt Index A-III	2 Feb 2015	Rs. 748.83 Cr

Why HSBC Medium Duration Fund?

- Aims to create alpha by identifying pockets of value propositions, vis-à-vis yield curve steepness, attractive carry opportunities, elevated credit spreads, etc.
- Rigorous credit selection process to ensure good portfolio quality
- Aim to demonstrate ability to strategically manage Duration in periods of volatile interest rates
- A strategy combining a prudent mix of strategic Duration calls and Accrual product is well suited for investors with 3 year horizon

Fund Approach

- Aims at delivering yield pick up through judicious exposure to high quality/relatively less liquid space, while keeping adequate liquidity
- Ability to opportunistically evaluate deals with good yield pick up given the high proportion of G-Sec in the portfolio
- Strategic duration management in an Accrual product

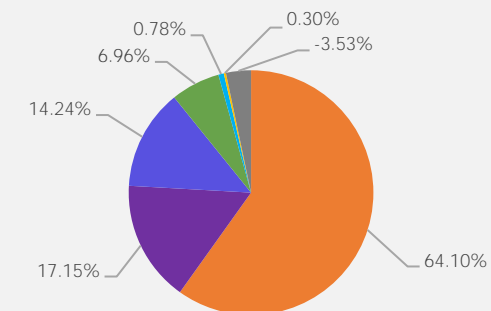
Investment Objective

- To seek to generate income by investing primarily in debt and money market securities. There is no assurance that the objective of the Scheme will be realised and the Scheme does not assure or guarantee any returns.

Quantitative Data

Average Maturity	3.82 Years
Modified Duration	2.99 Years
Macaulay Duration [^]	3.15 Years
Yield to Maturity	7.38%

Rating Profile



¹ As per clause 1.9 of the SEBI Master Circular dated June 27, 2024, on 'Guiding Principles for bringing uniformity in Benchmarks of Mutual Fund Schemes' has introduced two-tiered structure for benchmarking of certain categories of schemes. Accordingly, the benchmark has been classified as Tier 1 benchmark effective from 01 December 2021. [@] Shriram Ramanathan Effective 02 Feb 2015. Total Schemes Managed – 9;. ² Fund's benchmark has changed with effect from April 01, 2022. ³ AUM data as on 31 July 2025. ⁴ YTM is annualized. ⁵ For disclosure of quarterly AUM/AAUM and AUM by geography, please visit our website <https://www.assetmanagement.hsbc.co.in/en/mutual-funds/investor-resources/information-library#&accordion1446811090=4>.

Note : Please refer to Scheme Information Document for more details on Asset Allocation of the scheme.

Data as on 31 July 2025.

HSBC Medium to Long Duration Fund (HMLF)

((An open ended medium to long term debt scheme investing in instruments such that the Macaulay duration of the portfolio is between 4 years to 7 years. (Please refer Page No. 11 of SID for explanation on Macaulay's duration). Relatively High interest rate risk and relatively Low credit risk.)

11

Fund Category	Fund Manager	Benchmark ^{1, 2}	Inception Date	AUM ^{3 &}
Medium to Long Duration	Mohd. Asif Rizwi [^] and Shriram Ramanathan [@]	NIFTY Medium to Long Duration Debt Index A-III	10 Dec 2002	Rs. 47.75 Cr

Why HSBC Medium to Long Duration Fund?

- Investing in instruments such that the Macaulay Duration of the portfolio is between 4 years to 7 years
- Macro economic factors along with liquidity measures by RBI positive for rates
- Attractive corporate bonds spreads pose the opportunity to capture spread compression

Fund Approach

- Actively managed fund investing across the yield curve in Govt. Securities and high-quality AAA rated credits to generate alpha
- Dynamic duration management to seize potential upsides when interest rates are expected to soften while also reducing risks in an uncertain environment
- Investments in a liquid portfolio to enable positioning changes based on evolving market scenario

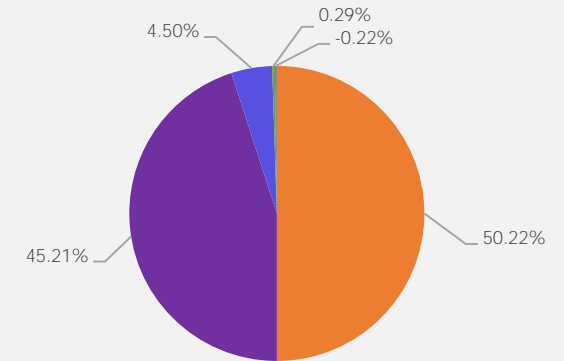
Investment Objective

- To provide a reasonable income through a diversified portfolio of fixed income securities such that the Macaulay duration of the portfolio is between 4 years to 7 years.

Quantitative Data

Average Maturity	9.17 Years
Modified Duration	5.04 Years
Macaulay Duration [^]	5.25 Years
Yield to Maturity	6.65%

Rating Profile



- AAA and Equivalents
- SOVEREIGN
- Reverse Repos/ TREPS
- Alternative Investment Funds (AIF)
- Net Current Assets

¹ As per clause 1.9 of the SEBI Master Circular dated June 27, 2024, on 'Guiding Principles for bringing uniformity in Benchmarks of Mutual Fund Schemes' has introduced two-tiered structure for benchmarking of certain categories of schemes. Accordingly, the benchmark has been classified as Tier 1 benchmark effective from 01 December 2021. [^] Mohd. Asif Rizwi Effective 01 Feb 2025. Total Schemes Managed – 15; [@] Shriram Ramanathan Effective 26 Nov 2022. Total Schemes Managed – 9. ² Fund's benchmark has changed with effect from April 01, 2022. ³ AUM data as on 31 July 2025. [^]YTM is annualized. [@]For disclosure of quarterly AUM/AAUM and AUM by geography, please visit our website <https://www.assetmanagement.hsbc.co.in/en/mutual-funds/investor-resources/information-library#&accordion1446811090=4>.

Note : Please refer to Scheme Information Document for more details on Asset Allocation of the scheme.
Data as on 31 July 2025.

HSBC Dynamic Bond Fund (HLEF)

(An open ended dynamic debt scheme investing across duration. A relatively high interest rate risk and relatively low credit risk.)

12

Fund Category	Fund Manager	Benchmark ^{1, 2}	Inception Date	AUM ^{3 &}
Dynamic Bond	Mahesh Chhabria [@] and Shriram Ramanathan [^]	NIFTY Composite Debt Index A-III	27 Sep 2010	Rs. 176.00 Cr

Why HSBC Dynamic Bond Fund?

- The fund aims to generate alpha using all sources of generating returns: Yield accruals through high quality credit selection and active duration management
- The fund follows active duration management along with dynamic asset allocation
- The fund is ideal for investors seeking appropriate risk adjusted returns in a volatile interest rate environment

Fund Approach

- Actively managed fund investing across the yield curve in Govt. Securities and high-quality AAA rated credits to generate alpha
- Dynamic duration management to seize potential upsides while also reducing risks in an uncertain environment
- Aims to Invest in a liquid portfolio to enable positioning changes based on evolving scenario

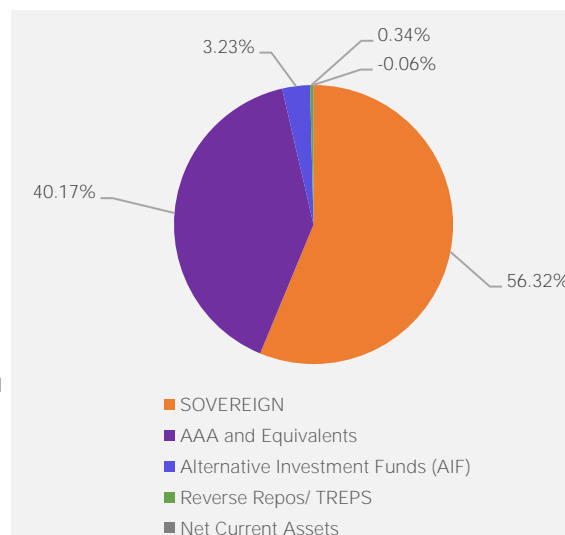
Investment Objective

- Actively managed fund investing across the yield curve in Govt. Securities and high-quality AAA rated credits to generate alpha
- Dynamic duration management to seize potential upsides while also reducing risks in an uncertain environment
- Aims to Invest in a liquid portfolio to enable positioning changes based on evolving scenario

Quantitative Data

Average Maturity	13.57 Years
Modified Duration	6.53 Years
Macaulay Duration	6.79 Years
Yield to Maturity	6.77%

Rating Profile



¹As per clause 1.9 of the SEBI Master Circular dated June 27, 2024, on 'Guiding Principles for bringing uniformity in Benchmarks of Mutual Fund Schemes' has introduced two-tiered structure for benchmarking of certain categories of schemes. Accordingly, the benchmark has been classified as Tier 1 benchmark effective from 01 December 2021. ²Fund's benchmark has changed with effect from April 01, 2022. ³AUM data as on 31 July 2025.

⁴YTM is annualized. [@] Mahesh Chhabria Effective 01 May 2024. Total Schemes Managed – 16; [^] Shriram Ramanathan Effective 02 Feb 2015. Total Schemes Managed – 9. ⁸For disclosure of quarterly AUM/AAUM and AUM by geography, please visit our website <https://www.assetmanagement.hsbc.co.in/en/mutual-funds/investor-resources/information-library#&accordion1446811090=4>. Data as on 31 July 2025. Note : Please refer to Scheme Information Document for more details on Asset Allocation of the scheme.



HSBC Gilt Fund (HGIF)

(An open ended debt scheme investing in government securities across maturity. A relatively high interest rate risk and relatively low credit risk.)

Fund Category	Fund Manager	Benchmark ^{1, 2}	Inception Date	AUM ^{3 &}
Gilt Fund	Mohd Asif Rizwi [@] and Shriram Ramanathan [^]	Nifty All Duration G-Sec Index	29 Mar 2000	Rs. 237.35 Cr

Why HSBC Gilt Fund?

- The fund aims to generate alpha through active duration management
- Invests predominantly in sovereign instruments and hence has minimal credit risk
- Follows active duration management along with dynamic asset allocation
- Ideal for investors seeking appropriate risk adjusted returns.

Fund Approach

- Actively managed fund investing across the yield curve in Govt. Securities and SDLs seeks to generate alpha
- Dynamic duration management to endeavour to seize potential upsides when interest rates are expected to soften while also reducing risks in an uncertain environment
- Investments in a liquid portfolio to enable positioning changes based on evolving scenario

Investment Objective

- To generate returns from a portfolio from investments in Government Securities. There is no assurance that the objective of the Scheme will be realised and the Scheme does not assure or guarantee any returns.

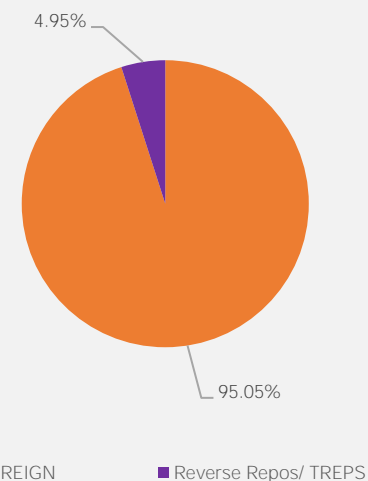
¹ As per clause 1.9 of the SEBI Master Circular dated June 27, 2024, on 'Guiding Principles for bringing uniformity in Benchmarks of Mutual Fund Schemes' has introduced two-tiered structure for benchmarking of certain categories of schemes. Accordingly, the benchmark has been classified as Tier 1 benchmark effective from 01 December 2021. [^] Shriram Ramanathan Effective 03 Apr 2017. Total Schemes Managed – 9; [@] Mohd Asif Rizwi Effective 01 May 2024. Total Schemes Managed – 15. ² Fund's benchmark has changed with effect from April 01, 2022 ³ AUM data as on 31 July 2025. ⁴ YTM is annualized. ⁵ For disclosure of quarterly AUM/AAUM and AUM by geography, please visit our website <https://www.assetmanagement.hsbc.co.in/en/mutual-funds/investor-resources/information-library/#accordion1446811090=4>.

Note : Please refer to Scheme Information Document for more details on Asset Allocation of the scheme. [@] Managing since from May 1, 2024, Please refer notice cum addendum dated May 31, 2024. Data as on 31 July 2025.

Quantitative Data

Average Maturity	21.02 Years
Modified Duration	9.31 Years
Macaulay Duration	9.62 Years
Yield to Maturity	6.81%

Rating Profile



HSBC Credit Risk Fund (HCRF)

(An open ended debt scheme predominantly investing in AA and below rated corporate bonds (excluding AA+ rated corporate bonds). A relatively high interest rate risk and relatively high credit risk.)

14

Fund Category	Fund Manager	Benchmark ^{1, 2}	Inception Date	AUM ^{3 &}
Credit Risk	Shriram Ramanathan [@]	NIFTY Credit Risk Bond Index B-II	8 Oct 2009	Rs. 647.91 Cr

Why HSBC Credit Risk Fund?

- Fund endeavours to follow an accrual-based, yield-enhancement strategy
- Robust credit selection process to spot mispriced credit opportunities
- Investors comfortable with adding credit risk to generate high accrual while keeping interest rate risk low, consider investing in this fund

Fund Approach

- The fund aims to offer yield pick up over traditional bond funds and seeks to generate risk adjusted returns over the medium term
- Rigorous credit monitoring conducted by in-house credit research team
- Aims to create a corpus through generating inflation-adjusted returns

Investment Objective

- To generate regular returns and capital appreciation by investing predominantly in AA and below rated corporate bonds, debt, government securities and money market instruments. There is no assurance that the objective of the Scheme will be realised and the Scheme does not assure or guarantee any returns.

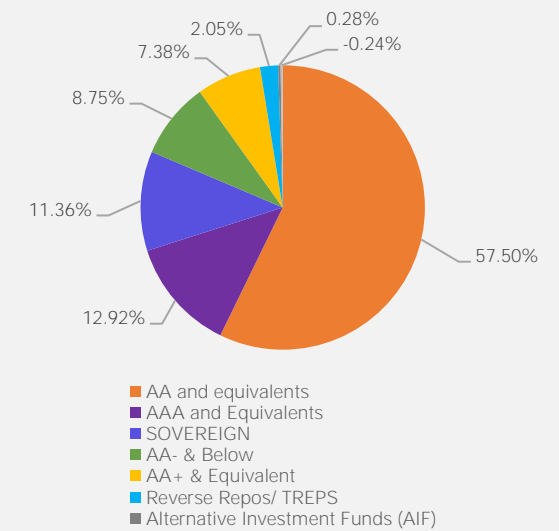
¹ As per clause 1.9 of the SEBI Master Circular dated June 27, 2024, on 'Guiding Principles for bringing uniformity in Benchmarks of Mutual Fund Schemes' has introduced two-tiered structure for benchmarking of certain categories of schemes. Accordingly, the benchmark has been classified as Tier 1 benchmark effective from 01 December 2021. [@] Shriram Ramanathan Effective 24 Nov 2012. Total Schemes Managed – 9;. ² Fund's benchmark has changed with effect from April 01, 2022. ³ AUM data as on 31 July 2025. ⁴ YTM is annualized. ⁵ For disclosure of quarterly AUM/AAUM and AUM by geography, please visit our website <https://www.assetmanagement.hsbc.co.in/en/mutual-funds/investor-resources/information-library#&accordion1446811090=4>.
Note : Please refer to Scheme Information Document for more details on Asset Allocation of the scheme.
Data as on 31 July 2025.

Note - Investors are requested to note that all fresh/additional subscription through any investment mode such as lumpsum investment, switches, etc. and/or fresh enrolment of facilities such as Systematic Investment Plan ("SIP"), Systematic Transfer Plan ("STP"), etc. under the scheme have been restricted with effect from April 9, 2025 till further notice. Please refer notice cum addendum dated April 8, 2025 as available on website of HSBC Mutual Fund

Quantitative Data

Average Maturity	2.15 Years
Modified Duration	1.52 Years
Macaulay Duration	1.61 Years
Yield to Maturity	7.39%

Rating Profile



HSBC CRISIL IBX 50:50 Gilt Plus SDL Apr 2028 Index Fund (HGSF)

(An open ended Target Maturity Index Fund tracking CRISIL IBX 50:50 Gilt Plus SDL Index – April 2028. A Relatively high interest rate risk and relatively low credit risk.)

15

Fund Category	Fund Manager	Benchmark ^{1, 2}	Inception Date	AUM ^{3 &}
Index Fund	Mahesh Chhabria [@] & Mohd. Asif Rizwi [^]	CRISIL IBX 50:50 Gilt Plus SDL Apr 2028 Index	31 March 2022	Rs. 1,892.56 Cr

Why HSBC CRISIL IBX 50:50 Gilt Plus SDL Apr 2028 Index Fund ?

- HGSF invests in the constituents of CRISIL IBX 50:50 Gilt Plus SDL Index – April 2028
- The fund aims to track the index performance and aims to offer liquidity
- Invests in 50:50 proportion of quality G-Sec and SDL papers
- Offers relatively low credit risk by investments in G-Sec and SDL
- Regular liquidity with open ended nature of the fund and no exit load

Fund Approach

- The mandate of the target maturity fund is to invest in line with the index constituent's
- The aim is to replicate underlying index minimizing the tracking error

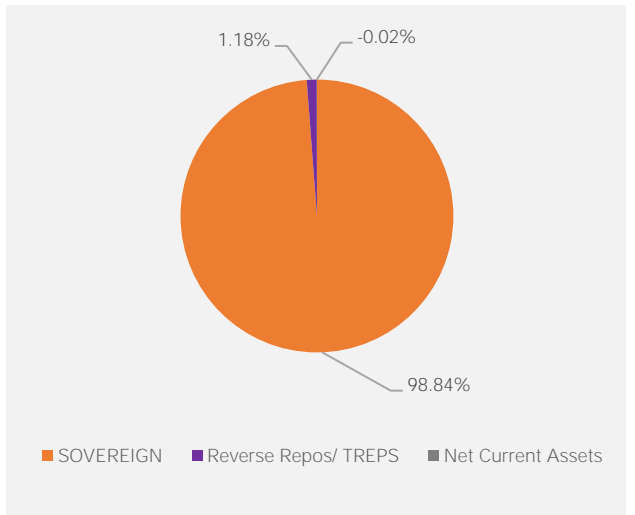
Investment Objective

- To provide returns corresponding to the total returns of the securities as represented by the CRISIL IBX 50:50 Gilt Plus SDL Index - April 2028 before expenses, subject to tracking errors. However, there is no assurance that the investment objective of the Scheme will be achieved.

Quantitative Data

Average Maturity	2.50 Years
Modified Duration	2.22 Years
Macaulay Duration	2.29 Years
Yield to Maturity	6.05%

Rating Profile



¹ As per clause 1.9 of the SEBI Master Circular dated June 27, 2024, on 'Guiding Principles for bringing uniformity in Benchmarks of Mutual Fund Schemes' has introduced two-tiered structure for benchmarking of certain categories of schemes. Accordingly, the benchmark has been classified as Tier 1 benchmark effective from 01 December 2021. [^] Mohd. Asif Rizwi Effective 01 Feb 2025. Total Schemes Managed – 15; [@] Mahesh Chhabria Effective 15 Jul 2023. Total Schemes Managed – 16. ² Fund's benchmark has changed with effect from April 01, 2022. ³ AUM data as on 31 July 2025. ⁵ YTM is annualized. ⁶ For disclosure of quarterly AUM/AAUM and AUM by geography, please visit our website <https://www.assetmanagement.hsbc.co.in/en/mutual-funds/investor-resources/information-library#&accordion1446811090=4>.

Data as on 31 July 2025. Note : Please refer to Scheme Information Document for more details on Asset Allocation of the scheme.

HSBC CRISIL IBX Gilt June 2027 Index Fund

(An open ended Target Maturity Index Fund tracking CRISIL-IBX Gilt Index - June 2027. A Relatively high interest rate risk and relatively low credit risk)

16

Fund Category	Fund Manager	Benchmark ^{1, 2}	Inception Date	AUM ^{3 &}
Index Fund	Mahesh Chhabria [@] & Mohd. Asif Rizwi [^]	CRISIL-IBX Gilt Index - June 2027	23 March 2023	Rs. 197.32 Cr

Why HSBC CRISIL IBX Gilt June 2027 Index Fund ?

- HSBC CRISIL IBX Gilt June 2027 Index Fund replicates CRISIL-IBX Gilt Index – June 2027
- The fund aims to track the index performance and offer liquidity
- Invests in sovereign G-Sec papers, as per the index

Fund Approach

- The mandate of the target maturity fund is to invest in line with the index construction

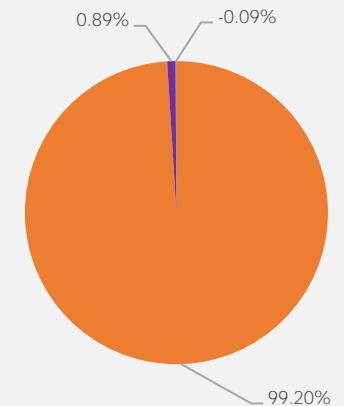
Investment Objective

- To provide returns corresponding to the total returns of the securities as represented by the CRISIL-IBX Gilt Index - June 2027 before expenses, subject to tracking errors. However, there is no assurance that the investment objective of the Scheme will be achieved.

Quantitative Data

Average Maturity	1.83 Years
Modified Duration	1.68 Years
Macaulay Duration	1.72 Years
Yield to Maturity	5.79%

Rating Profile



SOVEREIGN Reverse Repos/ TREPS Net Current Assets

¹ As per clause 1.9 of the SEBI Master Circular dated June 27, 2024, on 'Guiding Principles for bringing uniformity in Benchmarks of Mutual Fund Schemes' has introduced two-tiered structure for benchmarking of certain categories of schemes. Accordingly, the benchmark has been classified as Tier 1 benchmark effective from 01 December 2021. [^] Mohd. Asif Rizwi Effective 01 Feb 2025. Total Schemes Managed – 15; [@] Mahesh Chhabria Effective 15 Jul 2023. Total Schemes Managed – 16. ² Fund's benchmark has changed with effect from April 01, 2022. ³ AUM data as on 31 July 2025. ⁵YTM is annualized. ^{*}For disclosure of quarterly AUM/AAUM and AUM by geography, please visit our website <https://www.assetmanagement.hsbc.co.in/en/mutual-funds/investor-resources/information-library#&accordion1446811090=4>.

Data as on 31 July 2025. Note : Please refer to Scheme Information Document for more details on Asset Allocation of the scheme.

HSBC Corporate Bond Fund (HCBF)

(An open ended debt scheme predominantly investing in AA+ and above rated corporate bonds. A relatively high interest rate risk and relatively low credit risk)

17

Fund Category	Fund Manager	Benchmark ^{1, 2}	Inception Date	AUM ^{3 &}
Corporate Bond	Mohd. Asif Rizwi [@] and Shriram Ramanathan [^]	NIFTY Corporate Bond Index A-II	31 Mar 1997	Rs. 6,325.88 Cr

Why HSBC Corporate Bond Fund?

- The fund's portfolio would carry a relatively low credit risk by virtue of its focus on investing predominantly in AAA rated credits
- Aims to create a corpus through tax efficient inflation-adjusted returns

Fund Approach

- HSBC Corporate Bond Fund follows a passive roll-down strategy targeting a maturity of July - Sept 2028, with 100% of the portfolio invested in AAA Corporate bonds and Government Securities
- The fund endeavors to remain invested in bonds of only AAA rated companies
- The fund aims to generate significant proportion of the total returns in the form of income yield from accrual of high-quality credit

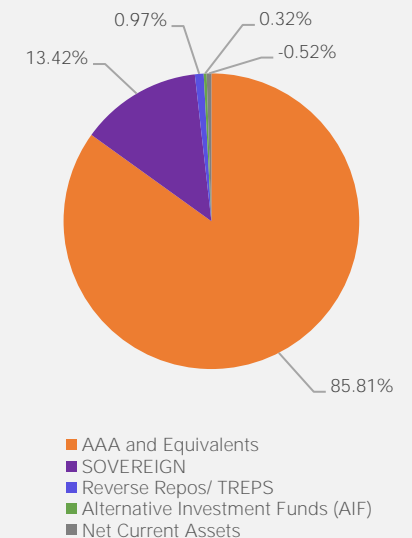
Investment Objective

- To generate regular return by investing predominantly in AA+ and above rated debt and money market instruments. There is no assurance that the objective of the Scheme will be realised and the Scheme does not assure or guarantee any returns.

Quantitative Data

Average Maturity	3.13 Years
Modified Duration	2.64 years
Macaulay Duration	2.78 Years
Yield to Maturity	6.62%

Rating Profile



¹As per clause 1.9 of the SEBI Master Circular dated June 27, 2024, on 'Guiding Principles for bringing uniformity in Benchmarks of Mutual Fund Schemes' has introduced two-tiered structure for benchmarking of certain categories of schemes. Accordingly, the benchmark has been classified as Tier 1 benchmark effective from 01 December 2021. [@]Mohd. Asif Rizwi Effective 01 Feb 2025. Total Schemes Managed – 15; [^]Shriram Ramanathan Effective 30 Jun 2014. Total Schemes Managed – 9. ²Fund's benchmark has changed with effect from April 01, 2022. ³AUM data as on 31 July 2025. ⁴YTM is annualized. ⁵For disclosure of quarterly AUM/AAUM and AUM by geography, please visit our website <https://www.assetmanagement.hsbc.co.in/en/mutual-funds/investor-resources/information-library#&accordion1446811090=4>.

Note : Please refer to Scheme Information Document for more details on Asset Allocation of the scheme. [@] Managing since from May 1, 2024, Please refer notice cum addendum dated May 31, 2024. Data as on 31 July 2025.



HSBC Conservative Hybrid Fund (HCHF)

(An open ended hybrid scheme investing predominantly in debt instruments)

18

Fund Category	Fund Manager	Benchmark ^{1,2}	Inception Date	AUM ^{3 &}
Conservative Hybrid	Maresh Chhabria [^] , Mohd. Asif Rizwi ^{^^} , Cheenu Gupta [~] , Abhishek Gupta ^{~~} and Sonal Gupta [#]	NIFTY 50 Hybrid Composite Debt 15:85 Index	24 Feb 2004	Rs. 162.84 Cr

Why HSBC Conservative Hybrid Fund?

- The Scheme shall invest in debt and money market instruments and would seek to generate regular returns
- The scheme may also invest in equity and equity related instruments to seek capital appreciation
- A top down and bottom up approach will be used to invest in equity and equity related instruments
- Aims to create a corpus through generating inflation-adjusted returns

Fund Approach

- Duration management to seize potential upsides when interest rates are expected to soften while also reducing risks in an uncertain environment
- Investments in a liquid portfolio to enable positioning changes based on evolving scenario.

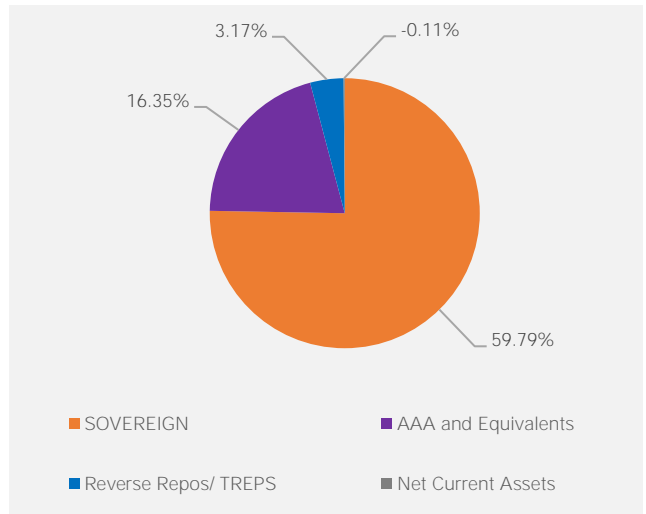
Investment Objective

- To seek generation of reasonable returns through investments in debt and money market Instruments.
- The secondary objective of the Scheme is to invest in equity and equity related instruments to seek capital appreciation. However,
- There can be no assurance or guarantee that the investment objective of the scheme would be achieved.

Quantitative Data

Average Maturity	7.80 Years
Modified Duration	5.72 Years
Macaulay Duration	5.92 Years
Yield to Maturity	6.55%

Rating Profile



¹ As per clause 1.9 of the SEBI Master Circular dated June 27, 2024, on 'Guiding Principles for bringing uniformity in Benchmarks of Mutual Fund Schemes' has introduced two-tiered structure for benchmarking of certain categories of schemes. Accordingly, the benchmark has been classified as Tier 1 benchmark effective from 01 December 2021. [^] Maresh Chhabria Effective 15 Jul 2023. Total Schemes Managed - 16; [~] Cheenu Gupta Effective 26 Nov 2022. Total Schemes Managed - 5; [#] Abhishek Gupta Effective 01 Apr 2024. Total Schemes Managed - 4; ^{^^} Mohd. Asif Rizwi Effective 01 Feb 2025. Total Schemes Managed – 15, [#] Sonal Gupta shall be dedicated fund manager for investments in foreign securities by all the schemes of HSBC Mutual Fund.

² Fund's benchmark has changed with effect from April 01, 2022. ³ AUM data as on 31 July 2025. ⁵ YTM is annualized. [@] Managing since from May 1, 2024, Please refer notice cum addendum dated May 31, 2024. ⁸ For disclosure of quarterly AUM/AAUM and AUM by geography, please visit our website <https://www.assetmanagement.hsbc.co.in/en/mutual-funds/investor-resources/information-library#&accordion1446811090=4>.

Data as on 31 July 2025. Note : Please refer to Scheme Information Document for more details on Asset Allocation of the scheme.

HSBC Income Plus Arbitrage Active FOF (Erstwhile HSBC Managed Solutions India - Conservative)

(An open-ended Income plus Arbitrage Active Fund of Fund scheme)

19

Fund Category	Fund Manager	Benchmark ¹	Inception Date	AUM ² &
Hybrid FoF - Income plus Arbitrage FoF	^^Mohd Asif Rizwi & ^Mahesh Chhabria	65% NIFTY Short Duration Debt Index + 35% NIFTY 50 Arbitrage Index	30-Apr-14	Rs. 571.33 Cr

Investment Objective

The investment objective is to generate income / long-term capital appreciation by investing in units of debt-oriented and arbitrage schemes and money market instruments. However, there is no assurance that the investment objective of the Scheme will be achieved

Portfolio

Issuer	% to Net Assets
Mutual Fund Units	98.27%
HSBC Arbitrage Fund Direct Growth	36.46%
HSBC Corporate Bond Fund - Direct Growth	26.42%
HSBC Short Duration Fund - Direct Growth	18.45%
HSBC Banking and PSU Debt Fund - Direct Growth	11.97%
HSBC Dynamic Bond Fund - Direct Growth	4.97%
TREPS* + Net Assets	1.73%
Total Net Assets as on 31-July-2025	100.00%

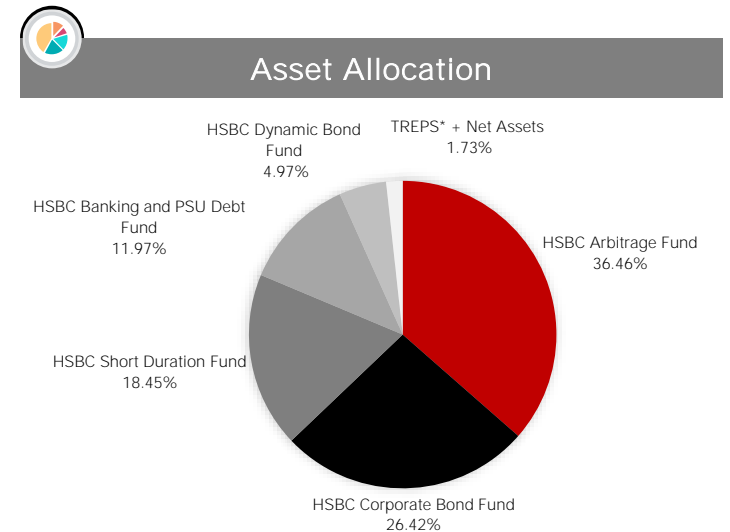
*TREPS : Tri-Party Repo fully collateralized by G-Sec

¹ As per clause 1.9 of the SEBI Master Circular dated June 27, 2024, on 'Guiding Principles for bringing uniformity in Benchmarks of Mutual Fund Schemes' has introduced two-tiered structure for benchmarking of certain categories of schemes. Accordingly, the benchmark has been classified as Tier 1 benchmark effective from 01 December 2021. ² Fund's benchmark has changed with effect from April 01, 2022. ³ AUM data as on 31 July 2025. ⁵ YTM is annualized. ^ Mahesh Chhabria Effective 15 Jul 2023. Total Schemes Managed – 16; ^^ Mohd. Asif Rizwi Effective 01 Feb 2025. Total Schemes Managed – 15. # Sonal Gupta is dedicated fund manager for investments in foreign securities by all the schemes of HSBC Mutual Fund. *For disclosure of quarterly AUM/AAUM and AUM by geography, please visit our website <https://www.assetmanagement.hsbc.co.in/en/mutual-funds/investor-resources/information-library#&accordion1446811090=4>. ³ Statistical Ratios disclosed are as per monthly returns (Annualized) for the last 3 years. ⁴ Risk free rate: 5.54% (FIMMDA-NSE MIBOR). [Click here](#) to refer to the notice of 'Categorization of HSBC Managed Solutions Fund'

Quantitative Data

Average Maturity	3.84 Years
Modified Duration	2.81 Years
Macaulay Duration	2.96 Years
Yield to Maturity	6.60%

Asset Allocation



HSBC Aggressive Hybrid Active FOF (Erstwhile HSBC Managed Solutions India - Growth Plan)

(An open-ended Aggressive Hybrid Active Fund of Fund scheme)

20

Fund Category	Fund Manager	Benchmark ¹	Inception Date	AUM ² &
Hybrid FoF - Aggressive Hybrid FoF	Gautam Bhupal [^]	CRISIL Hybrid 35+65-Aggressive Index - TRI	30 April 2014	Rs. 41.57 Cr

Investment Objective

The investment objective is to provide long term total return primarily by seeking capital appreciation through an active asset allocation by investing in a basket of equity and debt mutual fund schemes and money market instruments. However, there is no assurance that the investment objective of the Scheme will be achieved.

Portfolio

Issuer	% to Net Assets
Mutual Fund Units	98.87%
HSBC Large Cap Fund - Direct Growth	35.88%
HSBC Midcap Fund - Direct Growth	19.42%
HSBC Small Cap Fund - Direct Growth	19.25%
HSBC Medium To Long Duration Fund - Direct Growth	10.57%
HSBC Corporate Bond Fund - Direct Growth	8.73%
HSBC Dynamic Bond Fund - Direct Growth	5.02%
TREPS* + Net Assets	1.13%
Total Net Assets as on 31-July-2025	100.00%

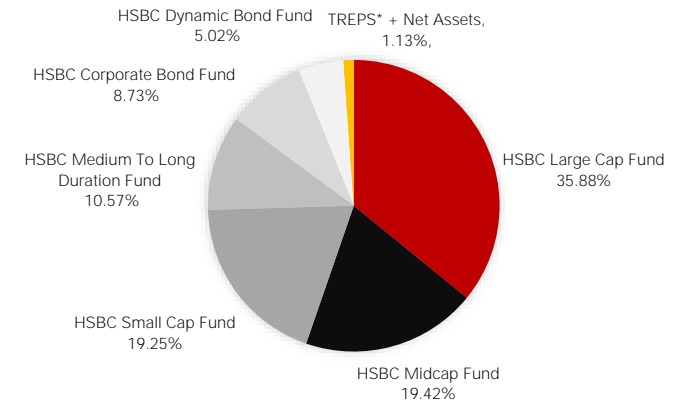
*TREPS : Tri-Party Repo fully collateralized by G-Sec

¹ As per clause 1.9 of the SEBI Master Circular dated June 27, 2024, on 'Guiding Principles for bringing uniformity in Benchmarks of Mutual Fund Schemes' has introduced two-tiered structure for benchmarking of certain categories of schemes. Accordingly, the benchmark has been classified as Tier 1 benchmark effective from 01 December 2021. [^] Gautam Bhupal Effective 21 Oct 2015. Total Schemes Managed – 7; ²For disclosure of quarterly AUM/AAUM and AUM by geography, please visit our website <https://www.assetmanagement.hsbc.co.in/en/mutual-funds/investor-resources/information-library#&accordion1446811090=4>. ³ Statistical Ratios disclosed are as per monthly returns (Annualized) for the last 3 years. ⁴ Risk free rate: 5.54% (FIMMDA-NSE MIBOR). ⁵ Managing since April 01, 2024. ⁶ Managing since April 01, 2024. Data as on 31 July 2025. Note : Please refer to Scheme Information Document for more details on Asset Allocation of the scheme. [Click here](#) to refer to the notice of 'Categorization of HSBC Managed Solutions Fund'

Risk Ratios ³	
Standard Deviation	10.43%
Beta	1.07
Sharpe Ratio ³	0.90
R2	0.87%



Asset Allocation



HSBC Multi Asset Active FOF (Erstwhile HSBC Managed Solutions India - Moderate)

(An open-ended multi asset Fund of Fund scheme investing in equity, debt, commodity-based schemes (including Gold and Silver ETFs))

21

Fund Category	Fund Manager	Benchmark ¹	Inception Date	AUM ² &
Hybrid FoF - Multi Asset Allocation FoF	Gautam Bhupal^	BSE 200 TRI (65%) + NIFTY Short Duration Debt Index (20%) +Domestic Price of Gold (10%) +Domestic Price of Silver (5%)	30 April 2014	Rs. 62.31 Cr

Investment Objective

The aim of the fund is to generate long-term capital growth and generate income by investing in Equity, Debt & commoditybased schemes (including Gold /Silver ETFs) and money market instruments. However, there is no assurance that the investment objective of the Scheme will be achieved

Portfolio

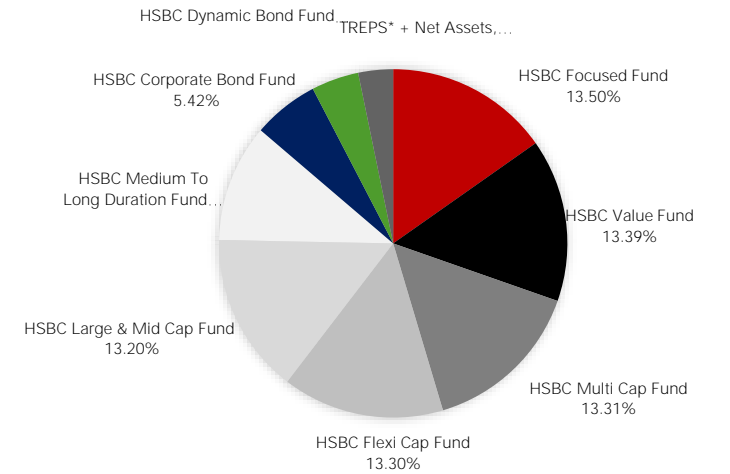
Issuer	% to Net Assets
Mutual Fund Units	85.71%
HSBC Focused Fund - Direct Growth	13.50%
HSBC Value Fund - Direct Growth	13.39%
HSBC Multi Cap Fund - Direct Growth	13.31%
HSBC Flexi Cap Fund - Direct Growth	13.30%
HSBC Large & Mid Cap Fund - Direct Growth	13.20%
HSBC Medium To Long Duration Fund– Direct Growth	9.69%
HSBC Corporate Bond Fund - Direct Growth	5.42%
HSBC Dynamic Bond Fund - Direct Growth	3.90%
Exchange Traded Funds	11.43%
NIPPON INDIA MF NIPPON INDIA SILVER ETF	6.01%
NIPPON INDIA ETF GOLD BEES	5.42%
TREPS* + Net Assets	2.86%
Total Net Assets as on 31-July-2025	100.00%

¹ As per clause 1.9 of the SEBI Master Circular dated June 27, 2024, on 'Guiding Principles for bringing uniformity in Benchmarks of Mutual Fund Schemes' has introduced two-tiered structure for benchmarking of certain categories of schemes. Accordingly, the benchmark has been classified as Tier 1 benchmark effective from 01 December 2021. ^ Gautam Bhupal Effective 21 Oct 2015. Total Schemes Managed – 7; ² Fund's benchmark has changed with effect from April 01, 2022. ³ AUM data as on 31 July 2025. ⁴ YTM is annualized. ⁵ For disclosure of quarterly AUM/AAUM and AUM by geography, please visit our website <https://www.assetmanagement.hsbc.co.in/en/mutual-funds/investor-resources/information-library/#accordion1446811090=4>. ³ Statistical Ratios disclosed are as per monthly returns (Annualized) for the last 3 years. ⁴ Risk free rate: 5.54% (FIMMDA-NSE MIBOR). Note : Please refer to Scheme Information Document for more details on Asset Allocation of the scheme. [Click here](#) to refer to the notice of 'Categorization of HSBC Managed Solutions Fund'



Risk Ratios ³	
Standard Deviation	8.68%
Beta	0.89
Sharpe Ratio ³	0.98
R2	0.80%



Asset Allocation



Product Label



Scheme name and Type of scheme	Scheme Risk-o-meter	Benchmark Risk-o-meter (as applicable)
<div>HSBC Overnight Fund</div> <div>(An open ended debt scheme investing in overnight securities. Relatively Low interest rate risk and relatively Low credit risk.)</div> <div>This product is suitable for investors who are seeking*:</div> <div><div>Income over short term and high liquidity</div><div>investment in debt & money market instruments with overnight maturity</div></div>		<div>As per AMFI Tier 1</div> <div>Benchmark Index: NIFTY 1D Rate Index</div> 

* Investors should consult their financial advisers if in doubt about whether the product is suitable for them.
Note on Risk-o-meters: Riskometer as on 31 July 2025, Any change in risk-o-meter shall be communicated by way of Notice cum Addendum and by way of an e-mail or SMS to unitholders of that particular scheme

Potential Risk Class (HSBC Overnight Fund)			
Credit Risk →	Relatively Low (Class A)	Moderate (Class B)	Relatively High (Class C)
Interest Rate Risk ↓			
Relatively Low (Class I)	A-I		
Moderate (Class II)			
Relatively High (Class III)			
A Scheme with Relatively Low interest rate risk and Low credit risk.			

All data as of July 31, 2025.

Product Label

Scheme name and Type of scheme	Scheme Risk-o-meter	Benchmark Risk-o-meter (as applicable)
<div>HSBC Liquid Fund</div> <div>(An open ended Liquid Scheme. Relatively Low interest rate risk and moderate credit risk.)</div> <div>This product is suitable for investors who are seeking*:</div> <div><div>• Overnight liquidity over short term</div><div>• Investment in Money Market Instruments</div></div>		<div>As per AMFI Tier 1 Benchmark Index:</div> <div>NIFTY Liquid Index A-I</div> 



* Investors should consult their financial advisers if in doubt about whether the product is suitable for them.

Note on Risk-o-meters: Riskometer as on 31 July 2025, Any change in risk-o-meter shall be communicated by way of Notice cum Addendum and by way of an e-mail or SMS to unitholders of that particular scheme

Potential Risk Class (HSBC Liquid Fund)			
Credit Risk →	Relatively Low (Class A)	Moderate (Class B)	Relatively High (Class C)
Interest Rate Risk ↓			
Relatively Low (Class I)		B-I	
Moderate (Class II)			
Relatively High (Class III)			
A Scheme with Relatively Low interest rate risk and Moderate credit risk.			

All data as of July 31, 2025.

Product Label

Scheme name and Type of scheme	Scheme Risk-o-meter	Benchmark Risk-o-meter (as applicable)
<div>HSBC Ultra Short Duration Fund</div> <div>(An open ended ultra-short term debt scheme investing in instruments such that the Macaulay Duration of the portfolio is between 3 months to 6 months. (Please refer Page No. 11 for explanation on Macaulay’s duration). Relatively Low interest rate risk and moderate credit risk.)</div> <div>This product is suitable for investors who are seeking*:</div> <div><div>Income over short term with low volatility.</div><div>Investment in debt & money market instruments such that the Macaulay Duration of the portfolio is between 3 months- 6 months.^</div></div>		<div>As per AMFI tier 1</div> <div>Benchmark Index: NIFTY Ultra Short Duration Debt Index</div> 

* Investors should consult their financial advisers if in doubt about whether the product is suitable for them.



^ The Macaulay duration is the weighted average term to maturity of the cash flows from a bond. The weight of each cash flow is determined by dividing the present value of the cash flow by the price.

Note on Risk-o-meters: Riskometer as on 31 July 2025, Any change in risk-o-meter shall be communicated by way of Notice cum Addendum and by way of an e-mail or SMS to unitholders of that particular scheme

Potential Risk Class (HSBC Ultra Short Duration Fund)			
Credit Risk →	Relatively Low (Class A)	Moderate (Class B)	Relatively High (Class C)
Interest Rate Risk ↓			
Relatively Low (Class I)		B-I	
Moderate (Class II)			
Relatively High (Class III)			
A Scheme with Relatively Low interest rate risk and Moderate credit risk.			

All data as of July 31, 2025.

Product Label

Scheme name and Type of scheme	Scheme Risk-o-meter	Benchmark Risk-o-meter (as applicable)
<div>HSBC Money Market Fund</div> <div>(An open ended debt scheme investing in money market instruments. Relatively low interest rate risk and moderate credit risk.)</div> <div>This product is suitable for investors who are seeking*:</div> <div><ul style="list-style-type: none">• Generation of regular income over short to medium term• Investment in money market instruments</div>		<div>As per AMFI tier 1</div> <div>Benchmark Index : NIFTY Money Market Index A-I</div> 



* Investors should consult their financial advisers if in doubt about whether the product is suitable for them.

Note on Risk-o-meters: Riskometer as on 31 July 2025, Any change in risk-o-meter shall be communicated by way of Notice cum Addendum and by way of an e-mail or SMS to unitholders of that particular scheme

Potential Risk Class (HSBC Money Market Fund)			
Credit Risk →	Relatively Low (Class A)	Moderate (Class B)	Relatively High (Class C)
Interest Rate Risk ↓			
Relatively Low (Class I)		B-I	
Moderate (Class II)			
Relatively High (Class III)			
A Scheme with Relatively Low interest rate risk and Moderate credit risk.			

All data as of July 31, 2025.

Product Label

Scheme name and Type of scheme	Scheme Risk-o-meter	Benchmark Risk-o-meter (as applicable)
<div>HSBC Low Duration Fund</div> <div>(An open ended low duration debt scheme investing in instruments such that the Macaulay duration of the portfolio is between 6 months to 12 months. (Please refer page 11 of the SID for explanation on Macaulay Duration). A relatively low interest rate risk and moderate credit risk.)</div> <div>This product is suitable for investors who are seeking*:</div> <div><div><div>Liquidity over short term</div><div>Investment in Debt / Money Market Instruments such that the Macaulay^ duration of the portfolio is between 6 months to 12 months.</div></div></div>		<div>As per AMFI tier 1</div> <div>Benchmark Index: NIFTY Low Duration Debt Index A-I</div> 

- Investors should consult their financial advisers if in doubt about whether the product is suitable for them.



^ The Macaulay duration is the weighted average term to maturity of the cash flows from a bond. The weight of each cash flow is determined by dividing the present value of the cash flow by the price.

Note on Risk-o-meters: Riskometer as on 31 July 2025, Any change in risk-o-meter shall be communicated by way of Notice cum Addendum and by way of an e-mail or SMS to unitholders of that particular scheme

Potential Risk Class (HSBC Low Duration Fund)			
Credit Risk →	Relatively Low (Class A)	Moderate (Class B)	Relatively High (Class C)
Interest Rate Risk ↓			
Relatively Low (Class I)		B-I	
Moderate (Class II)			
Relatively High (Class III)			
A Scheme with Relatively Low interest rate risk and Moderate credit risk.			

All data as of July 31, 2025.

Product Label



Scheme name and Type of scheme	Scheme Risk-o-meter	Benchmark Risk-o-meter (as applicable)
<div>HSBC Short Duration Fund</div> <div>(An open ended short term debt scheme investing in instruments such that the Macaulay Duration of the portfolio is between 1 year to 3 years (please refer to page no.11 of SID for details on Macaulay’s Duration). A Moderate interest rate risk and Relatively Low credit risk.)</div> <div>This product is suitable for investors who are seeking*:</div> <div><div>• Generation of regular returns over short term</div><div>• Investment in fixed income securities of shorter-term maturity.</div></div>		<div>As per AMFI tier 1</div> <div>Benchmark Index: Nifty Short Duration Debt Index A-II</div> 

* Investors should consult their financial advisers if in doubt about whether the product is suitable for them.
Note on Risk-o-meters: Riskometer as on 31 July 2025, Any change in risk-o-meter shall be communicated by way of Notice cum Addendum and by way of an e-mail or SMS to unitholders of that particular scheme

Potential Risk Class (HSBC Short Duration Fund)			
Credit Risk →	Relatively Low (Class A)	Moderate (Class B)	Relatively High (Class C)
Interest Rate Risk ↓			
Relatively Low (Class I)			
Moderate (Class II)	A-II		
Relatively High (Class III)			
A Scheme with Relatively Moderate interest rate risk and Moderate credit risk.			

All data as of July 31, 2025.

Product Label

Scheme name and Type of scheme	Scheme Risk-o-meter	Benchmark Risk-o-meter (as applicable)
<div>HSBC Banking and PSU Debt Fund</div> <div>(An open ended debt scheme primarily investing in debt instruments of banks, public sector undertakings, public financial institutions and municipal bonds. A relatively high interest rate risk and relatively low credit risk.)</div> <div>This product is suitable for investors who are seeking*:</div> <div><div>• Generation of reasonable returns and liquidity over short term</div><div>• Investment predominantly in securities issued by Banks, Public Sector Undertakings and Public Financial Institutions and municipal corporations in India.</div></div>	 <div>The risk of the scheme is Moderate Risk</div>	<div>As per AMFI tier I</div> <div>Benchmark Index: Nifty Banking & PSU Debt Index A-II</div>  <div>The risk of the benchmark is Moderate Risk</div>



* Investors should consult their financial advisers if in doubt about whether the product is suitable for them.

Note on Risk-o-meters: Riskometer as on 31 July 2025, Any change in risk-o-meter shall be communicated by way of Notice cum Addendum and by way of an e-mail or SMS to unitholders of that particular scheme

Potential Risk Class (HSBC Banking and PSU Debt Fund)			
Credit Risk →	Relatively Low (Class A)	Moderate (Class B)	Relatively High (Class C)
Interest Rate Risk ↓			
Relatively Low (Class I)			
Moderate (Class II)			
Relatively High (Class III)	A-III		
A Scheme with Relatively High interest rate risk and Low credit risk.			

All data as of July 31, 2025.

Product Label

Scheme name and Type of scheme	Scheme Risk-o-meter	Benchmark Risk-o-meter (as applicable)
<div>HSBC Medium Duration Fund</div> <div>(An open ended medium term debt scheme investing in instruments such that the Macaulay duration of the portfolio is between 3 years to 4 years (please refer to page no. 12 in the SID for details on Macaulay’s Duration). Relatively high interest rate risk and moderate credit risk.)</div> <div>This product is suitable for investors who are seeking*:</div> <div><ul style="list-style-type: none">• Generation of income over medium term• Investment primarily in debt and money market securities</div>	 <div>The risk of the scheme is Moderate Risk</div>	<div>As per AMFI tier 1</div> <div>Benchmark Index: NIFTY Medium Duration Debt Index A-III</div>  <div>The risk of the benchmark is Moderate Risk</div>



* Investors should consult their financial advisers if in doubt about whether the product is suitable for them.

Note on Risk-o-meters: Riskometer as on 31 July 2025, Any change in risk-o-meter shall be communicated by way of Notice cum Addendum and by way of an e-mail or SMS to unitholders of that particular scheme

Potential Risk Class (HSBC Medium Duration Fund)			
Credit Risk →	Relatively Low (Class A)	Moderate (Class B)	Relatively High (Class C)
Interest Rate Risk ↓			
Relatively Low (Class I)			
Moderate (Class II)			
Relatively High (Class III)		B-III	
A Scheme with Relatively High interest rate risk and Moderate credit risk.			

All data as of July 31, 2025.

Product Label

Scheme name and Type of scheme	Scheme Risk-o-meter	Benchmark Risk-o-meter (as applicable)
<div>HSBC Medium to Long Duration Fund</div> <div>(An open ended medium to long term debt scheme investing in instruments such that the Macaulay duration of the portfolio is between 4 years to 7 years. (Please refer Page No. 15 of SID for explanation on Macaulay’s duration). Relatively High interest rate risk and relatively Low credit risk.)</div> <div>This product is suitable for investors who are seeking*:</div> <div><div>• Regular income over medium to long term</div><div>• Investment in diversified portfolio of fixed income securities such that the Macaulay^ duration of the portfolio is between 4 year to 7 years</div></div>		<div>As per AMFI tier 1</div> <div>Benchmark Index : Nifty Medium to Long Duration Debt Index A-III</div> 

* Investors should consult their financial advisers if in doubt about whether the product is suitable for them.



Note on Risk-o-meters: Riskometer as on 31 July 2025, Any change in risk-o-meter shall be communicated by way of Notice cum Addendum and by way of an e-mail or SMS to unitholders of that particular scheme

^ The Macaulay duration is the weighted average term to maturity of the cash flows from a bond. The weight of each cash flow is determined by dividing the present value of the cash flow by the price.

Potential Risk Class (HSBC Medium to Long Duration Fund)			
Credit Risk →	Relatively Low (Class A)	Moderate (Class B)	Relatively High (Class C)
Interest Rate Risk ↓			
Relatively Low (Class I)			
Moderate (Class II)			
Relatively High (Class III)	A-III		
A Scheme with Relatively High interest rate risk and Low credit risk.			

All data as of July 31, 2025.

Product Label

Scheme name and Type of scheme	Scheme Risk-o-meter	Benchmark Risk-o-meter (as applicable)
<div>HSBC Dynamic Bond Fund</div> <div>(An open ended dynamic debt scheme investing across duration. A relatively high interest rate risk and relatively low credit risk.)</div> <div>This product is suitable for investors who are seeking*:</div> <div><ul style="list-style-type: none">• Generation of reasonable returns over medium to long term• Investment in Fixed Income Securities</div>		<div>As per AMFI Tier 1</div> <div>Benchmark Index: NIFTY Composite Debt Index A-III</div> 



* Investors should consult their financial advisers if in doubt about whether the product is suitable for them.

Note on Risk-o-meters: Riskometer as on 31 July 2025, Any change in risk-o-meter shall be communicated by way of Notice cum Addendum and by way of an e-mail or SMS to unitholders of that particular scheme

Potential Risk Class (HSBC Dynamic Bond Fund)			
Credit Risk →	Relatively Low (Class A)	Moderate (Class B)	Relatively High (Class C)
Interest Rate Risk ↓			
Relatively Low (Class I)			
Moderate (Class II)			
Relatively High (Class III)	A-III		
A Scheme with Relatively High interest rate risk and Low credit risk.			

All data as of July 31, 2025.

Product Label

Scheme name and Type of scheme	Scheme Risk-o-meter	Benchmark Risk-o-meter (as applicable)
<div>HSBC Gilt Fund</div> <div>(An open ended debt scheme investing in government securities across maturity. A relatively high interest rate risk and relatively low credit risk.)</div> <div>This product is suitable for investors who are seeking*:</div> <div><div>• Generation of returns over medium to long term</div><div>• Investment in Government Securities</div></div>		<div>As per AMFI tier 1</div> <div>Benchmark Index: NIFTY All Duration G-Sec Index</div> 



* Investors should consult their financial advisers if in doubt about whether the product is suitable for them.

Note on Risk-o-meters: Riskometer as on 31 July 2025, Any change in risk-o-meter shall be communicated by way of Notice cum Addendum and by way of an e-mail or SMS to unitholders of that particular scheme

Potential Risk Class (HSBC Gilt Fund)			
Credit Risk →	Relatively Low (Class A)	Moderate (Class B)	Relatively High (Class C)
Interest Rate Risk ↓			
Relatively Low (Class I)			
Moderate (Class II)			
Relatively High (Class III)	A-III		
A Scheme with Relatively High interest rate risk and Low credit risk.			

All data as of July 31, 2025.

Product Label

Scheme name and Type of scheme	Scheme Risk-o-meter	Benchmark Risk-o-meter (as applicable)
<div>HSBC Credit Risk Fund</div> <div>(An open ended debt scheme predominantly investing in AA and below rated corporate bonds (excluding AA+ rated corporate bonds). A relatively high interest rate risk and relatively high credit risk.)</div> <div>This product is suitable for investors who are seeking*:</div> <div><ul style="list-style-type: none">• Generation of regular returns and capital appreciation over medium to long term• Investment in debt instruments (including securitized debt), government and money market securities</div>		<div>As per AMFI tier 1</div> <div>Benchmark Index: NIFTY Credit Risk Bond Index B-...</div> <div></div>



* Investors should consult their financial advisers if in doubt about whether the product is suitable for them.

Note on Risk-o-meters: Riskometer as on 31 July 2025, Any change in risk-o-meter shall be communicated by way of Notice cum Addendum and by way of an e-mail or SMS to unitholders of that particular scheme

Potential Risk Class (HSBC Credit Risk Fund)			
Credit Risk →	Relatively Low (Class A)	Moderate (Class B)	Relatively High (Class C)
Interest Rate Risk ↓			
Relatively Low (Class I)			
Moderate (Class II)			
Relatively High (Class III)			C-III
A Scheme with Relatively High interest rate risk and High credit risk.			

All data as of July 31, 2025.

Product Label

Scheme name and Type of scheme	Scheme Risk-o-meter	Benchmark Risk-o-meter (as applicable)
<div>HSBC CRISIL IBX 50:50 Gilt Plus SDL Apr 2028 Index Fund</div> <div>(An open ended Target Maturity Index Fund tracking CRISIL IBX 50:50 Gilt Plus SDL Index – April 2028. A Relatively high interest rate risk and relatively low credit risk.)</div> <div>This product is suitable for investors who are seeking*:</div> <div><div>Income over target maturity period</div><div>Investment in constituents similar to the composition of CRISIL IBX 50:50 Gilt Plus SDL Index – April 2028.</div></div>		<div>As per AMFI tier 1</div> <div>Benchmark Index: CRISIL IBX 50:50 Gilt Plus SDL Index – April 2028</div> 



^ Returns and risk commensurate with CRISIL IBX 50:50 Gilt Plus SDL Index - April 2028, subject to tracking errors

* Investors should consult their financial advisers if in doubt about whether the product is suitable for them.

Note on Risk-o-meters: Riskometer as on 31 July 2025, Any change in risk-o-meter shall be communicated by way of Notice cum Addendum and by way of an e-mail or SMS to unitholders of that particular scheme

HSBC CRISIL IBX 50:50 Gilt Plus SDL Apr 2028 Index Fund			
Credit Risk →	Relatively Low (Class A)	Moderate (Class B)	Relatively High (Class C)
Interest Rate Risk ↓			
Relatively Low (Class I)			
Moderate (Class II)			
Relatively High (Class III)	A-III		
A Scheme with Relatively High interest rate risk and Low credit risk.			

Product Label

Scheme name and Type of scheme	Scheme Risk-o-meter	Benchmark Risk-o-meter (as applicable)
<div>HSBC CRISIL IBX Gilt June 2027 Index Fund</div> <div>(An open ended Target Maturity Index Fund tracking CRISIL-IBX Gilt Index - June 2027. A Relatively high interest rate risk and relatively low credit risk)</div> <div>This product is suitable for investors who are seeking*:</div> <div><div><div>Income over target maturity period</div><div>Investments in Government Securities and Tbills^</div></div></div>	 <div>The risk of the scheme is Low to Moderate Risk</div>	<div>As per AMFI tier 1</div> <div>Benchmark Index: CRISIL-IBX Gilt Index - June 2027</div>  <div>The risk of the benchmark is Low to Moderate Risk</div>

^ Returns and risk commensurate with CRISIL-IBX Gilt Index - June 2027, subject to tracking errors.

* Investors should consult their financial advisers if in doubt about whether the product is suitable for them.

Note on Risk-o-meters: Riskometer as on 31 July 2025, Any change in risk-o-meter shall be communicated by way of Notice cum Addendum and by way of an e-mail or SMS to unitholders of that particular scheme


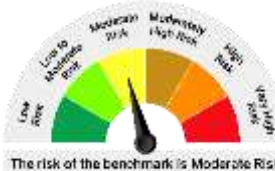
HSBC CRISIL IBX Gilt June 2027 Index Fund			
Credit Risk →	Relatively Low (Class A)	Moderate (Class B)	Relatively High (Class C)
Interest Rate Risk ↓			
Relatively Low (Class I)			
Moderate (Class II)			
Relatively High (Class III)	A-III		
A Scheme with Relatively High interest rate risk and Relatively Low credit risk.			

Potential Risk Class (‘PRC’) matrix indicates the maximum interest rate risk (measured by Macaulay Duration of the scheme) and maximum credit risk (measured by Credit Risk Value of the scheme) the fund manager can take in the scheme. PRC matrix classification is done in accordance with and subject to the methodology/guidelines prescribed by SEBI to help investors take informed decision based on the maximum interest rate risk and maximum credit risk the fund manager can take in the scheme, as depicted in the PRC matrix.

Source: HSBC Asset Management India, All data as of 31 July 2025. Bloomberg, For illustration purpose only. For complete details on the index refer to SID.

Past performance may or may not be sustained in the future and is not indicative of future results.

Product Label

Scheme name and Type of scheme	Scheme Risk-o-meter	Benchmark Risk-o-meter (as applicable)
<div>HSBC Corporate Bond Fund</div> <div>(An open ended debt scheme predominantly investing in AA+ and above rated corporate bonds. A relatively high interest rate risk and relatively low credit risk)</div> <div>This product is suitable for investors who are seeking*:</div> <div><div>• Generation of regular and stable income over medium to long term</div><div>• Investment predominantly in AA+ and above rated corporate bonds and money market instruments</div></div>	 <div>The risk of the scheme is Moderate Risk</div>	<div>As per AMFI Tier I</div> <div>Benchmark Index: NIFTY Corporate Bond Index A-II</div>  <div>The risk of the benchmark is Moderate Risk</div>



* Investors should consult their financial advisers if in doubt about whether the product is suitable for them.

Note on Risk-o-meters: Riskometer as on 31 July 2025, Any change in risk-o-meter shall be communicated by way of Notice cum Addendum and by way of an e-mail or SMS to unitholders of that particular scheme

Potential Risk Class (HSBC Corporate Bond Fund)			
Credit Risk →	Relatively Low (Class A)	Moderate (Class B)	Relatively High (Class C)
Interest Rate Risk ↓			
Relatively Low (Class I)			
Moderate (Class II)			
Relatively High (Class III)	A-III		
A Scheme with Relatively High interest rate risk and Low credit risk.			

All data as of July 31, 2025.





Product Label

Scheme name and Type of scheme	Scheme Risk-o-meter	Benchmark Risk-o-meter (as applicable)
<div>HSBC Conservative Hybrid Fund</div> <div>(An open ended hybrid scheme investing predominantly in debt instruments)</div> <div>This product is suitable for investors who are seeking*:</div> <div><ul style="list-style-type: none">Capital appreciation over medium to long termInvestment in fixed income (debt and money market instruments) as well as equity and equity related securities.</div>		<div>As per AMFI tier 1</div> <div>Benchmark Index: NIFTY 50 Hybrid Composite Debt 15:85 Index</div> 

* Investors should consult their financial advisers if in doubt about whether the product is suitable for them.

Note on Risk-o-meters: Riskometer as on 31 July 2025, Any change in risk-o-meter shall be communicated by way of Notice cum Addendum and by way of an -mail or SMS to unitholders of that particular scheme

Product Label

Scheme name and Type of scheme	Scheme Risk-o-meter	Benchmark Riskometer (as applicable)
<p>HSBC Income Plus Arbitrage Active FOF (Erstwhile HSBC Managed Solutions India - Conservative)</p> <p>(An open-ended Income plus Arbitrage Active Fund of Fund scheme)</p> <p>This product is suitable for investors who are seeking*:</p> <ul style="list-style-type: none">• To provide income over the long-term.• Investing predominantly in schemes of debt mutual funds, Arbitrage Funds and money market instruments. <p>Benchmark Index : 65% NIFTY Short Duration Debt Index + 35% NIFTY 50 Arbitrage Index</p>	 <p>The risk of the scheme is Moderate Risk.</p>	<p>Benchmark Index : Composite index constituting 65% NIFTY Short Duration Debt Index</p>  <p>The risk of the benchmark is Low Risk.</p> <p>Nifty 50 Arbitrage Index</p>
<p>HSBC Aggressive Hybrid Active FOF (Erstwhile HSBC Managed Solutions India - Growth Plan)</p> <p>(An open-ended Aggressive Hybrid Active Fund of Fund scheme)</p> <p>This product is suitable for investors who are seeking*:</p> <ul style="list-style-type: none">• To create wealth over long-term• Investing predominantly in schemes of equity and debt mutual funds <p>Benchmark Index : CRISIL Hybrid 35+65-Aggressive Index - TRI</p>	 <p>The risk of the scheme is Very High Risk.</p>	<p>Benchmark Index : CRISIL Hybrid 35+65 - Aggressive Index TRI</p>  <p>The risk of the benchmark is High Risk.</p>

* Investors should consult their financial advisers if in doubt about whether the product is suitable for them.

Note on Risk-o-meters: Riskometer as on 31 July 2025 , Any change in risk-o-meter shall be communicated by way of Notice cum Addendum and by way of an e-mail or SMS to unitholders of that particular scheme

Source: HSBC Asset Management India, All data as of 31 July 2025. Bloomberg, For illustration purpose only.

Past performance may or may not be sustained in the future and is not indicative of future results.

Product Label

Scheme name and Type of scheme	Scheme Risk-o-meter	Benchmark Riskometer (as applicable)
<p>HSBC Multi Asset Active FOF (Erstwhile HSBC Managed Solutions India - Moderate)</p> <p>(An open-ended multi asset Fund of Fund scheme investing in equity, debt, commodity-based schemes (including Gold and Silver ETFs))</p> <p>This product is suitable for investors who are seeking*:</p> <ul style="list-style-type: none">• To create wealth and provide income over the long- term;• Investments in a basket of debt mutual funds, equity mutual funds, gold, silver and exchange traded funds and money market instruments <p>Benchmark Index : BSE 200 TRI (65%) + NIFTY Short Duration Debt Index (20%) +Domestic Price of Gold (10%) +Domestic Price of Silver (5%)</p>	 <p>The risk of the scheme is Very High Risk</p>	<div><p>BSE 200 TRI</p><p>The risk of the benchmark is Very High Risk</p></div> <div><p>Domestic Price of</p><p>The risk of the benchmark is High Risk</p></div> <div><p>NIFTY Short Duration Debt</p><p>The risk of the benchmark is Low to Moderate Risk</p></div> <div><p>Domestic Price of Silver</p><p>The risk of the benchmark is Very High Risk</p></div>

* Investors should consult their financial advisers if in doubt about whether the product is suitable for them.

Note on Risk-o-meters: Riskometer as on 31 July 2025 , Any change in risk-o-meter shall be communicated by way of Notice cum Addendum and by way of an e-mail or SMS to unitholders of that particular scheme

Source: HSBC Asset Management India Private Limited , All data as of 31 July 2025. Bloomberg, For illustration purpose only.

Past performance may or may not be sustained in the future and is not indicative of future results.

Past performance may or may not be sustained in future and is not a guarantee of any future returns.

Investors are requested to note that as per SEBI (Mutual Funds) Regulations, 1996 and guidelines issued thereunder, HSBC AMC, its employees and/or empaneled distributors/agents are forbidden from guaranteeing/promising/assuring/predicting any returns or future performances of the schemes of HSBC Mutual Fund. Hence please do not rely upon any such statements/commitments. If you come across any such practices, please register a complaint via email at investor_line@mutualfunds.hsbc.co.in.

The above information is for illustrative purpose only and it should not be considered as investment research, investment recommendation or advice to any reader of this content to buy or sell investments. Various index and their constituents and other companies discussed in this document are for illustrative purpose only for explaining the concepts stated in this presentation and it should not be considered as investment research, investment recommendation or advice to any reader of this content to buy or sell investments.

This document has been prepared by HSBC Asset Management (India) Private Limited (HSBC) for information purposes only with an intent to provide market overview and should not be construed as an offer or solicitation of an offer for purchase of any of the funds of HSBC Mutual Fund. All information contained in this document (including that sourced from third parties), is obtained from sources, which HSBC/ third party, believes to be reliable but which it has not been independently verified by HSBC/ the third party. Further, HSBC/ the third party makes no guarantee, representation or warranty and accepts no responsibility or liability as to the accuracy or completeness of such information. The information and opinions contained within the document are based upon publicly available information and rates of taxation applicable at the time of publication, which are subject to change from time to time. Expressions of opinion are those of HSBC only and are subject to change without any prior intimation or notice. It does not have regard to specific investment objectives, financial situation and the particular needs of any specific person who may receive this document. Investors should seek financial advice regarding the appropriateness of investing in any securities or investment strategies that may have been discussed or recommended in this report and should understand that the views regarding future prospects may or may not be realized. Neither this document nor the units of HSBC Mutual Fund have been registered in any jurisdiction. The distribution of this document in certain jurisdictions may be restricted or totally prohibited and accordingly, persons who come into possession of this document are required to inform themselves about, and to observe, any such restrictions.

This document is intended only for those who access it from within India and approved for distribution in Indian jurisdiction only. Distribution of this document to anyone (including investors, prospective investors or distributors) who are located outside India or foreign nationals residing in India, is strictly prohibited. Neither this document nor the units of HSBC Mutual Fund have been registered under Securities law/Regulations in any foreign jurisdiction. The distribution of this document in certain jurisdictions may be unlawful or restricted or totally prohibited and accordingly, persons who come into possession of this document are required to inform themselves about, and to observe, any such restrictions. If any person chooses to access this document from a jurisdiction other than India, then such person do so at his/her own risk and HSBC and its group companies will not be liable for any breach of local law or regulation that such person commits as a result of doing so.

CRISIL - Each CRISIL Index (including, for the avoidance of doubt, its values and constituents) published on the web site (www.crisil.com) or otherwise delivered to client by CRISIL Limited (hereinafter, “CRISIL”) is the sole property of CRISIL. By viewing, accessing and/or otherwise using CRISIL Indices or any related information (together, “Material”) the person doing so (“user”) acknowledges and accepts as follows: The user understands that the Material is provided by way of general information. CRISIL makes no representation or warranty that the Material is appropriate or available for use at any location(s) outside India. Any access to the Materials from territories where such contents are illegal, is prohibited. The user may not use or export the Material in violation of any export and other laws or regulation. Where a user accesses the Material from a location outside India, the user is responsible for compliance with (and, if any, violation of) all local laws. The provision of the Material is not intended to create an adviser, broker/dealer, or consultant-client relationship between CRISIL and the user. CRISIL neither endorses nor solicits any business in respect the trading, purchase or sale of any of the securities or instruments that may be featured in the CRISIL Index. Any use of the Material other than user’s own personal or individual non-commercial purpose, is subject to the user obtaining the prior written consent of (and payment of applicable charges to) CRISIL. Without limiting the foregoing, unless the user is specifically permitted by CRISIL in writing the user may not: (a) copy, transmit, combine with other information, recompile or redistribute any part of the Material in any manner; (b) commercially exploit any part of Material. Any unauthorized access and use of any part of the Material is illegal and may attract legal action as CRISIL may consider necessary. While CRISIL uses reasonable care in computing the CRISIL Indices and bases its calculation on data that it considers reliable, CRISIL makes no representations or warranties including that any CRISIL Index or other Material is error-free, complete, adequate, updated or fit for any particular purpose. Further, there may be errors in transmission of the information. The user takes the full responsibility for any use of CRISIL Indices. CRISIL does not accept any liability whatsoever (and expressly excludes all liability) arising from or relating to their use of any part of Material.

Past performance may or may not be sustained in the future and is not indicative of future results.

Mutual Fund investments are subject to market risks, read all scheme related documents carefully.

© Copyright. HSBC Asset Management (India) Private Limited 2025, ALL RIGHTS RESERVED.

HSBC Asset Management (India) Private Limited, 9-11 Floors, NESCO IT Park, Building no. 3, Western Express Highway, Goregaon (East), Mumbai – 400 063, India.
Website: www.assetmanagement.hsbc.co.in