


Debt Market Review

August, 2024



Stage set for a rate easing cycle in the US

The FOMC minutes corroborated a September rate cut in the US. Some of the FOMC members even deliberated policy easing in the July policy as well. In the backdrop of inflation risks receding along with a deterioration in labour market conditions, the minutes indicated that focus had shifted from inflation to labour market to avoid any slowdown due to further weakening in employment data. The Fed Chair in his speech at the Jackson Hole Symposium reiterated that inflation is aligning with their long-term target, while any further softening in employment data may remain a key monitorable.

10-year US Treasury yields saw a sharp fall to 3.79% post the payrolls data, but moved higher during the month, closing at 3.90% due to relatively strong growth data. Markets are now pricing in around 100 bps of rate cuts in 2024 (with possibility of 50 bps of easing in September policy) and another 125 bps of rate cuts in 2025. Recent CPI prints in the US, UK and Eurozone came in at 2.9%, 2.2% and 2.2%, respectively, along with the US PCE print at 2.5%. Crude prices remained benign, trading in the USD 75-82/bbl band during the month.

Macroeconomic Data (Domestic)

- ◆ CPI inflation for July printed at almost a 5-year low of 3.54% due to favourable base effect. Core CPI moved slightly higher to 3.4% predominantly due to telecom tariff hikes.
- ◆ Trade Deficit widened in July to USD 23.5 bn due to higher imports. However, CAD is expected to remain below 1% for FY2025.
- ◆ GDP growth for Q1 FY2025 came in at 6.7% (lower than RBI estimates of 7.1%), primarily due to muted Government spending during the election period.
- ◆ GVA growth for Q1 FY2025 came in higher than the previous quarter at 6.8%, led by services sector. GDP deflator is now at 3%, with Nominal GDP growth in Q1 at 9.7%.
- ◆ IIP fell to a 7-month low of 4.2%, primary due to fall in growth in the manufacturing sector. GST collections continue to remain strong at INR 1.75 trn.
- ◆ FPIs continued to pour money into IGBs, with the cumulative purchase since the JP Morgan index announcement at close to USD 16 bn.
- ◆ RBI has been conducting OMO sales in the secondary market, with almost INR 170 bn worth of G-Sec sold by the RBI over the last few weeks. While these weekly small OMO sell trades by RBI are getting absorbed by the market, any announcement pertaining to an OMO sales calendar will remain a key monitorable.

Positive Liquidity


Liquidity continued to be positive for the month of August. Accelerated spending by the Government remained the primary reason for easing in liquidity. The net durable liquidity was unchanged around INR 4.2 trn. RBI continued its build-up of FX reserves (USD 682 bn, as of August 23, 2024) which gave a boost to liquidity while markets continued to see FPI inflows. We believe Government spending may continue, however the scheduled tax payments during the month (advance tax as well as indirect taxes in the form of excise and GST) are expected to drain out the liquidity towards the mid-month. This is expected to reverse post the month end GOI spending.

Market Movement

During the month, T-Bill rates fell by around 5-10 bps, while CD levels hardened by around 5 bps. OIS levels moved sharply lower by 14-18 bps and G-Sec yields were lower by 6-8 bps across the curve. Short end corporate bonds remained flat while the 5-10 year segment moved lower by 3-5 bps.

Market Outlook

We continue to have a positive outlook on interest rates, based on various favorable factors:



- ◆ Global markets turning positive, with various Central Banks commencing easing of policy rates
- ◆ Focus of Fed shifting from inflation to softening of labour market data, resulting in pricing of rate cuts from September 2024
- ◆ Reduced Fiscal Deficit number of 4.9%, which looks imminently achievable
- ◆ Strong index related inflows by FPIs
- ◆ Relatively low volatility of India's bond and currency markets versus other asset classes and peers
- ◆ Favorable G-Sec supply demand dynamics
- ◆ Possible incremental G-Sec purchase by Banks to increase HQLA assets
- ◆ Benign core inflation along with expectations of a better than normal monsoon resulting in undershooting of RBI's inflation estimates
- ◆ Soft signals by Government and RBI on liquidity

In Conclusion

While Government bond yields have rallied by about 25 bps over past few months, we believe there is space for yields to move still lower and resultantly, we maintain our positive outlook on interest rates and a long duration bias across our portfolios. While our base case remains for the RBI to cut rates by 50 bps between December 2024 and March 2025, we are mindful that the recent signals on US labour markets need to be monitored closely. With the risk of a slowdown having escalated, if such a scenario does indeed materialize, the RBI is unlikely to remain immune from US Fed actions and could potentially look at more significant easing of 75-100 bps.

Positioning and Fund Proposition

Taking this into an overall context of recent events and developments, we believe the below four ongoing factors over the next 12 months are expected to be supportive of the respective segments:

Factors impacting the market	Maturity segments likely to benefit
Expected improvement in liquidity over the next 6-12 months	Upto 3 years
Implementation of revised draft LCR norms	3-7 year segment
FPI inflows following the index inclusions	7-14 years
Expected rate cuts by the RBI	Across the segments

Impact of the factors on HSBC fixed income funds

Fund	Breakup of portfolio holdings (maturity wise)	Expected favorable impact of factors on various funds			
		Liquidity Improvement	LCR norms	Index flows	RBI rate cuts
HSBC Banking and PSU Debt Fund	100%	✓			✓
HSBC Short Duration Fund	40% 60%	✓	✓		✓
HSBC Corporate Bond Fund	10% 90%		✓		✓
HSBC Dynamic Bond Fund	10% 40% 50%		✓	✓	✓
HSBC Gilt Fund	10% 25% 65%		✓	✓	✓

Source: Indicative maturity breakup based on portfolios dated August 31, 2024

Maturity Buckets for the breakup in table above:

	<3 yr
	3-7 yr
	7-10 yr
	10+ yr

As highlighted above, our different high-quality funds are positioned across various maturity buckets, and the favorable impact of the four factors may benefit these segments. Investors can look at the specific fund category as per their investment horizon and risk appetite.

Present Fund Positioning

- ◆ **HSBC Banking and PSU Debt Fund** is predominantly invested in assets maturing in the 1.5-2 year segment. With liquidity easing through this quarter and expectations of rate cuts getting priced in over the next few months, the fund may benefit from market expectations of softening in short end yields along with compression in spreads of Corporate bonds.
- ◆ **HSBC Short Duration Fund** and **HSBC Corporate Bond Fund** may be considered for investment with a medium-term horizon and slightly higher appetite for interest rate risk. These funds are primarily invested in the 2-6 year part of the curve. Liquidity easing and pricing of rate cuts along with implementation of revised LCR norms could result in (a) softening of yields in this segment, (b)

steepening of the yield curve and (c) compression in spreads of Corporate bonds. Both these funds are appropriately positioned to benefit from these developments.

- ◆ **HSBC Dynamic Bond Fund** and **HSBC Gilt Fund** are primarily invested in the 7-10 years and 10+ years part of the curve, while also having some allocation to the shorter maturity to opportunistically benefit from favorable moves in those segments. The duration of the funds is actively managed. With index inflows continuing in IGBs in an environment where demand supply dynamics is favorable and rate cut expectations get built in over the next few months, these funds may provide an opportunity to generate alpha for investors looking to play the duration theme.

Abbreviations:

IGB: Indian Government Bond	HQLA: High Quality Liquid Assets
FOMC: Federal Open Market Committee	FPI: Foreign Portfolio Investment
G-Sec: Government Securities	OMO: Open Market Operations
OIS: Overnight Index Swaps	
CPI: Consumer Price Index	
PCE: Personal Consumption Expenditures	

Scheme name

Potential Risk Class

HSBC Dynamic Bond Fund
 HSBC Corporate Bond Fund
 HSBC Gilt Fund
 HSBC Banking & PSU Debt Fund

Potential Risk Class			
Credit Risk →	Relatively Low (Class A)	Moderate (Class B)	Relatively High (Class C)
Interest Rate Risk ↓			
Relatively Low (Class I)			
Moderate (Class II)			
Relatively High (Class III)	A-III		

A relatively high interest rate risk and relatively low credit risk.

Scheme name

Potential Risk Class

HSBC Short Duration Fund

Potential Risk Class			
Credit Risk →	Relatively Low (Class A)	Moderate (Class B)	Relatively High (Class C)
Interest Rate Risk ↓			
Relatively Low (Class I)			
Moderate (Class II)	A-II		
Relatively High (Class III)			

A Moderate interest rate risk and Relatively Low Credit Risk

Product Labels

Scheme name and Type of scheme

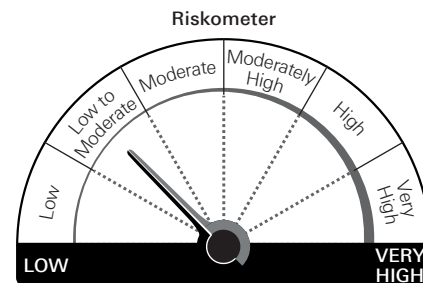
*Riskometer of the Scheme

This product is suitable for investors who are seeking#

HSBC Banking and PSU Debt Fund (An open ended debt scheme primarily investing in debt instruments of banks, public sector undertakings, public financial institutions and municipal bonds. A relatively high interest rate risk and relatively low credit risk.)

- Generation of reasonable returns and liquidity over short term
- Investment predominantly in securities issued by Banks, Public Sector Undertakings and Public Financial Institutions and municipal corporations in India

(Benchmark: NIFTY Banking & PSU Debt Index A- II)



Investors understand that their principal will be at Low to Moderate risk

HSBC Dynamic Bond Fund (An open ended dynamic debt scheme investing across duration. A relatively high interest rate risk and relatively low credit risk.)

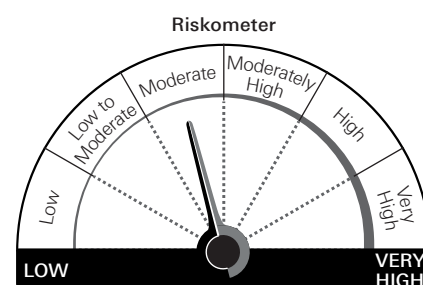
- Generation of reasonable returns over medium to long term
- Investment in Fixed Income Securities

(Benchmark: NIFTY Composite Debt Index A-III)

HSBC Short Duration Fund (An open ended short term debt scheme investing in instruments such that the Macaulay Duration of the portfolio is between 1 year to 3 years (please refer to page no.16 of SID for details on Macaulay's Duration). A Moderate interest rate risk and Relatively Low credit risk.)

- Generation of regular returns over short term
- Investment in fixed income securities of shorter-term maturity.

(Benchmark: NIFTY Short Duration Debt Index A-II)



Investors understand that their principal will be at Moderate risk

HSBC Corporate Bond Fund (An open ended debt scheme predominantly investing in AA+ and above rated corporate bonds. A relatively high interest rate risk and relatively low credit risk)

- Generation of regular and stable income over medium to long term
- Investment predominantly in AA+ and above rated corporate bonds and money market instruments

(Benchmark: NIFTY Corporate Bond Index A-II)

HSBC Gilt Fund (An open ended debt scheme investing in government securities across maturity. A relatively high interest rate risk and relatively low credit risk.)

- Generation of returns over medium to long term
- Investment in Government Securities

(Benchmark: NIFTY All Duration G-Sec Index)

*Investors should consult their financial advisers if in doubt about whether the product is suitable for them.

Please refer notice cum addendum available on website of HSBC Mutual Fund for updates on riskometer/product labeling of the scheme. Riskometer is as on 31 August 2024.

Note: Views provided above are based on information in public domain and subject to change. Investors are requested to consult their financial advisor for any investment decisions.

Source: Bloomberg & HSBC MF Research estimates as on August 31, 2024 or as latest available

Disclaimer: This document has been prepared by HSBC Asset Management (India) Private Limited (HSBC) for information purposes only and should not be construed as i) an offer or recommendation to buy or sell securities, commodities, currencies or other investments referred to herein; or ii) an offer to sell or a solicitation or an offer for purchase of any of the funds of HSBC Mutual Fund; or iii) an investment research or investment advice. It does not have regard to specific investment objectives, financial situation and the particular needs of any specific person who may receive this document. Investors should seek personal and independent advice regarding the appropriateness of investing in any of the funds, securities, other investment or investment strategies that may have been discussed or referred herein and should understand that the views regarding future prospects may or may not be realized. In no event shall HSBC Mutual Fund/HSBC Asset management (India) Private Limited and / or its affiliates or any of their directors, trustees, officers and employees be liable for any direct, indirect, special, incidental or consequential damages arising out of the use of information / opinion herein. This document is intended only for those who access it from within India and approved for distribution in Indian jurisdiction only. Distribution of this document to anyone (including investors, prospective investors or distributors) who are located outside India or foreign nationals residing in India, is strictly prohibited. Neither this document nor the units of HSBC Mutual Fund have been registered under Securities law/Regulations in any foreign jurisdiction. The distribution of this document in certain jurisdictions may be unlawful or restricted or totally prohibited and accordingly, persons who come into possession of this document are required to inform themselves about, and to observe, any such restrictions. If any person chooses to access this document from a jurisdiction other than India, then such person do so at his/her own risk and HSBC and its group companies will not be liable for any breach of local law or regulation that such person commits as a result of doing so.

Investors are requested to note that as per SEBI (Mutual Funds) Regulations, 1996 and guidelines issued thereunder, HSBC AMC, its employees and/or empaneled distributors/agents are forbidden from guaranteeing/promising/assuring/predicting any returns or future performances of the schemes of HSBC Mutual Fund. Hence please do not rely upon any such statements/commitments. If you come across any such practices, please register a complaint via email at investor.line@mutualfunds.hsbc.co.in.

Document intended for distribution in Indian jurisdiction only and not for outside India or to NRIs. HSBC MF will not be liable for any breach if accessed by anyone outside India. For more details, click here / refer website.

© Copyright. HSBC Asset Management (India) Private Limited 2024, ALL RIGHTS RESERVED.

HSBC Mutual Fund, 9-11th Floor, NESCO - IT Park Bldg. 3, Nesco Complex, Western Express Highway, Goregaon East, Mumbai 400063. Maharashtra.

GST - 27AABCH0007N1ZS | Website: www.assetmanagement.hsbc.co/in

Mutual Fund investments are subject to market risks, read all scheme related documents carefully.

CL1859