



Invest in the early signs

HSBC Midcap Fund

(An open ended equity scheme predominantly investing in mid cap stocks)

September 2025



HSBC Midcap Fund

2

Fund snapshot

Fund Category	Fund Manager	Benchmark ¹	Inception Date*	AUM ^{&}
Midcap Fund	Cheenu Gupta and Sonal Gupta [#]	NIFTY Midcap 150 TRI	9 Aug 2004	Rs. 11,749.13 Cr




Well diversified portfolio with wide representation of sectors



Follows bottom-up stock selection with top-down view



No benchmark hugging with high active weights



Blend style with bias towards growth



Sizing of bets is based on conviction and opportunity



Exposure to Large/ Small cap stocks have traits similar to Mid caps

Source – HSBC Mutual Fund, Data as of 31 August 2025. * Since inception - 09 Aug 04

1. As per clause 1.9 of the SEBI Master Circular dated June 27, 2024, on 'Guiding Principles for bringing uniformity in Benchmarks of Mutual Fund Schemes' has introduced two-tiered structure for benchmarking of certain categories of schemes. Accordingly, the benchmark has been classified as Tier 1 benchmark effective from 01 December 2021.

[#] Sonal Gupta is dedicated fund manager for investments in foreign securities by all the schemes of HSBC Mutual Fund.

&For disclosure of quarterly AUM/AAUM and AUM by geography, please visit our website: <https://www.assetmanagement.hsbc.co.in/en/mutual-funds/investor-resources/information-library#&accordion1446811090=4>

Note: The sector(s)/stock(s)/issuer(s) mentioned in this document do not constitute any research report nor it should be considered as an investment research, investment recommendation or advice to any reader of this content to buy or sell any stocks / investments. The Fund/portfolio may or may not have any existing / future position in these sector(s)/stock(s)/issuer(s). Past performance may or may not be sustained in future and is not a guarantee of any future returns.

Portfolio construction approach

HSBC Mid Cap Fund

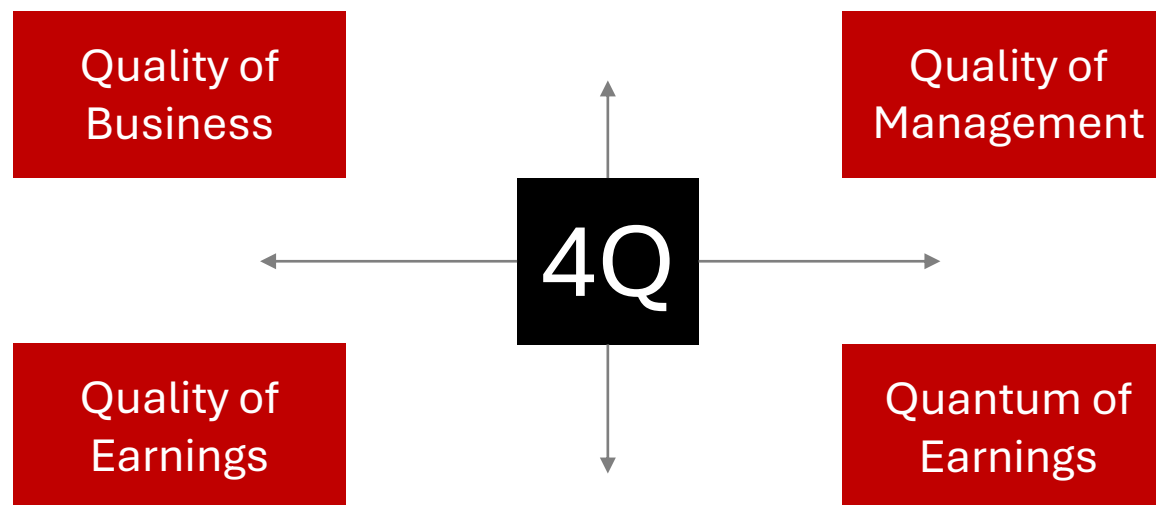
Category	Stable / Leaders	High growth / Challengers	Themes / turnarounds
Characteristics	<ul style="list-style-type: none"> • Good consistent track record, • Cash generating businesses, • Demonstrated better return ratios across various cycles 	<ul style="list-style-type: none"> • Good execution, gaining market share, • Better products / operating metrics, • Agile managements 	<ul style="list-style-type: none"> • Turnarounds – cyclical, change in management • Themes – Import substitution / Manufacturing (Chemicals / Auto Ancillaries), Digital, Fintech
Role in portfolio	<ul style="list-style-type: none"> • Lends stability to portfolio 	<ul style="list-style-type: none"> • Key driver for portfolio 	<ul style="list-style-type: none"> • Helps in looking out for new ideas
Stock weights	<ul style="list-style-type: none"> • Equal weight to slight underweight 	<ul style="list-style-type: none"> • Prefer high overweight 	<ul style="list-style-type: none"> • Limited weights
Risk	<ul style="list-style-type: none"> • Low risk 	<ul style="list-style-type: none"> • Moderate risk 	<ul style="list-style-type: none"> • Relatively higher risk
Market cap	<ul style="list-style-type: none"> • Large cap 	<ul style="list-style-type: none"> • Large, Mid and Small cap 	<ul style="list-style-type: none"> • Mid and Small cap

Source – HSBC Mutual Fund, The above information is for illustrative purposes only. The sector(s)/stock(s)/issuer(s) mentioned in this document do not constitute any research report nor it should be considered as an investment research, investment recommendation or advice to any reader of this content to buy or sell any stocks / investments. The Fund/portfolio may or may not have any existing / future position in these sector(s)/stock(s)/issuer(s). Past performance may or may not be sustained in future and is not a guarantee of any future returns.

Bottom-up investment approach

4

HSBC Mid Cap Fund (HMIF)



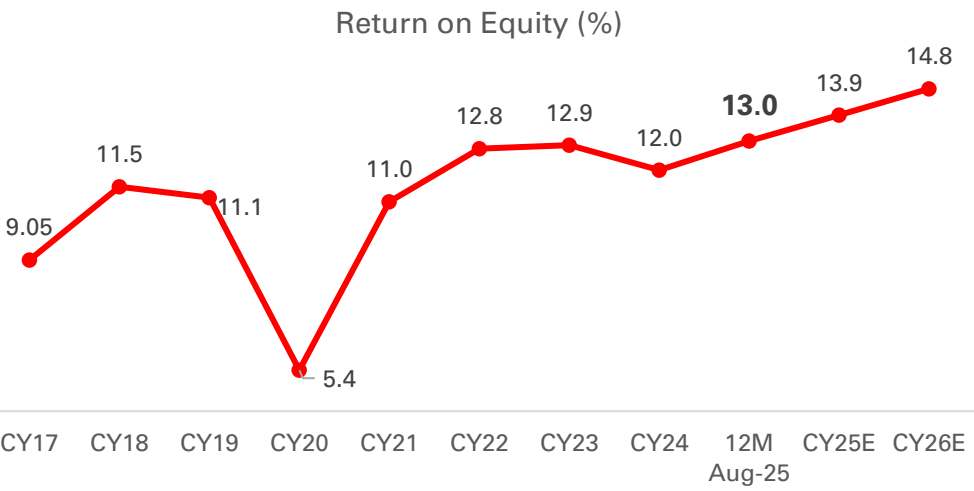
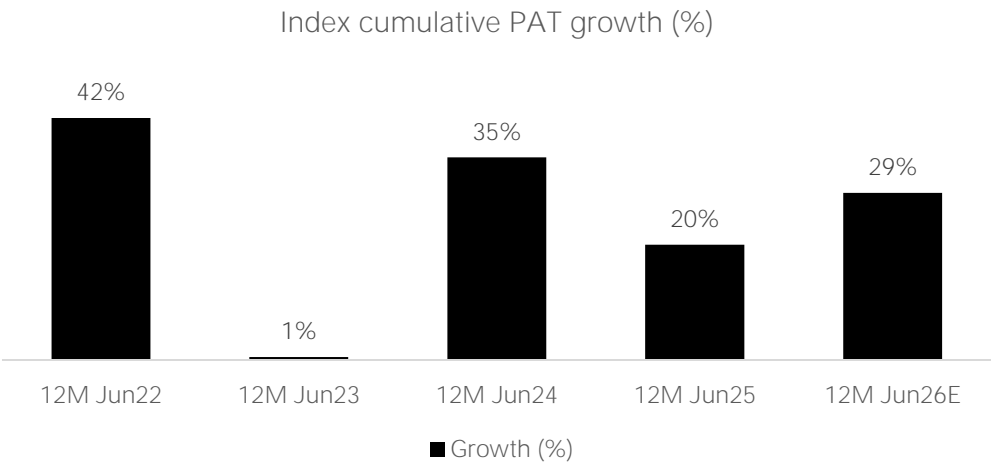
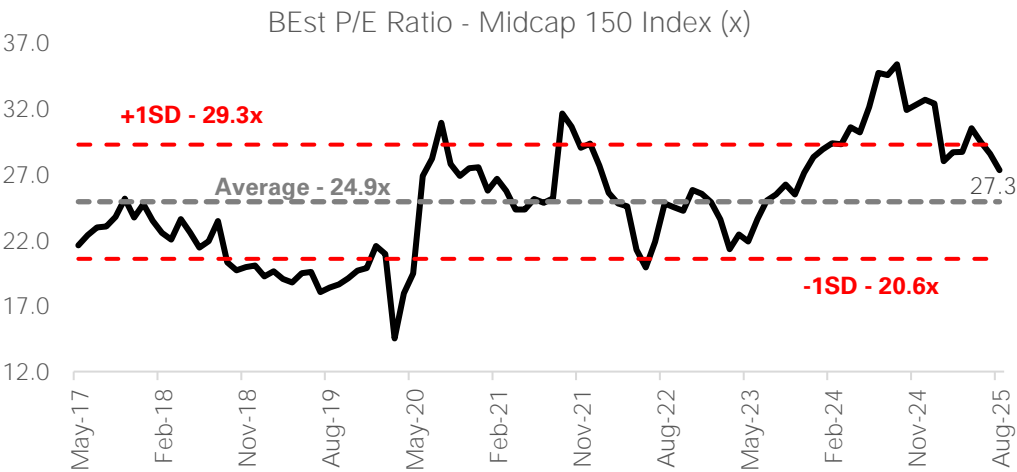
4Q Investment approach

1. **Quality of Business:** Scalability of business, Competitive advantage, Market share, Longevity, Pricing power, Brand strength
2. **Quality of Management:** Track record, Corporate governance, Promoter background, Capital allocation
3. **Quality of Earnings:** Consistency in earnings, Capital intensity, Cashflow
4. **Quantum of Earning:** Strong growth in earnings

4Q to support HMIF's investment journey while identifying investment opportunities and avoiding mistakes

Source – HSBC Mutual Fund, The above information is for illustrative purposes only. The sector(s)/stock(s)/issuer(s) mentioned in this document do not constitute any research report nor it should be considered as an investment research, investment recommendation or advice to any reader of this content to buy or sell any stocks / investments. The Fund/portfolio may or may not have any existing / future position in these sector(s)/stock(s)/issuer(s). Past performance may or may not be sustained in future and is not a guarantee of any future returns.

Midcap valuations have corrected from peak; 20%+ YoY growth expectations



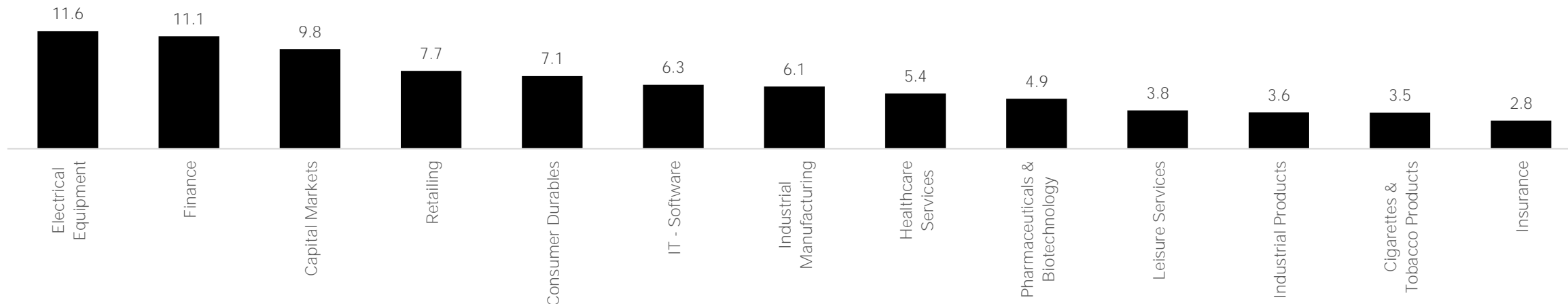
- Midcap valuations have corrected from peak of 36x in September 2024 to 27.3x in August 2025 (below +1SD)
- While Midcap Index PAT growth decelerated from 35% to 20% for 12 months ended June 2025, forward 12 months growth expectations remain strong at 29%
- Return on Equity at 13% remains closer to highs

Source: Bloomberg, HSBC Mutual Fund, Data as on 31 August 2025
Note: The sector(s)/stock(s)/issuer(s) mentioned in this document do not constitute any research report nor it should be considered as an investment research, investment recommendation or advice to any reader of this content to buy or sell any stocks / investments. The Fund/portfolio may or may not have any existing / future position in these sector(s)/stock(s)/issuer(s). Past performance may or may not be sustained in future and is not a guarantee of any future returns.

Sector allocation with active weights

HSBC Mid Cap Fund

Portfolio Industry weights (%)



Overweight

- **Retailing:** Prefer digital retail plays over brick and mortar targeting customers who prefer convenience and open to multiple choices.
- **Electrical Equipment:** Power T&D remains a theme with strong growth and margin for most players.
- **Finance:** Exposure to NBFC, primarily wholesale depositors and having higher loan book exposure towards retail consumers

Underweight

- **Chemicals:** Global uncertainty with respect to tariff, competitive intensity by China
- **Banks:** Prefer NBFCs over mid-cap private/ public banks driven by asset quality concerns in some of these banks

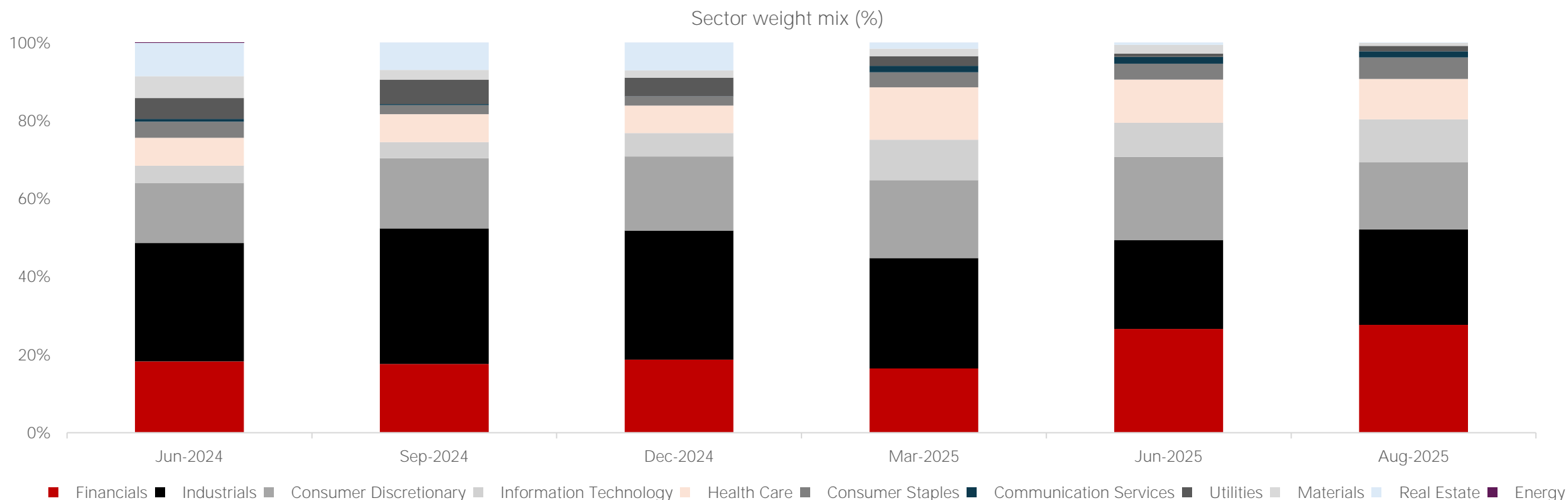
Source: Bloomberg, HSBC Mutual Fund, Data as on 31 August 2025

Note: The sector(s)/stock(s)/issuer(s) mentioned in this document do not constitute any research report nor it should be considered as an investment research, investment recommendation or advice to any reader of this content to buy or sell any stocks / investments. The Fund/portfolio may or may not have any existing / future position in these sector(s)/stock(s)/issuer(s). Past performance may or may not be sustained in future and is not a guarantee of any future returns.

Sector allocation trend

HSBC Mid Cap Fund

- **Increase in Financials** weight over past couple of quarters driven by NBFCs on back of regulatory easing by RBI, rate cuts, CRR cuts, etc.
- **Industrials** continue to be an **overweight position**, though we have reduced weights in 2025. Remain selective primarily in Power T&D and Defense plays.
- Remain **overweight Consumer Discretionary**. Prefer exposure through Quick commerce, QSR, EMS driven by convenience, middle class aspirations and rising income levels.



Source: Bloomberg, HSBC Mutual Fund, Data as on 31 August 2025

Note: The sector(s)/stock(s)/issuer(s) mentioned in this document do not constitute any research report nor it should be considered as an investment research, investment recommendation or advice to any reader of this content to buy or sell any stocks / investments. The Fund/portfolio may or may not have any existing / future position in these sector(s)/stock(s)/issuer(s). Past performance may or may not be sustained in future and is not a guarantee of any future returns.

Top stocks and active weights

HSBC Mid Cap Fund

Company name	Portfolio weights (%)	Benchmark weights (%)	Active weights (bps)
Eternal	4.7	0.0	475
Max Healthcare Institute	4.3	2.5	183
Dixon Technologies India	4.0	1.9	216
Jubilant Foodworks	3.8	0.7	306
GE Vernova T&D India	3.7	1.0	272
Coforge	3.6	1.7	191
Godfrey Phillips India	3.5	0.0	354
Nippon Life India Asset Management	3.3	0.4	290
Kaynes Technology India	3.0	0.0	298
FSN E-commerce Ventures	2.9	0.9	197

Source: Bloomberg, HSBC Mutual Fund, Data as on 31 August 2025

The above sectors mentioned are for illustration purpose only. The above data/information represents historic performance of the sector and for illustration purpose only. The scheme may or may not have future positions in this sector. The above graphs/ analysis should not be construed as an investment advice or research report or recommendation to buy or sell in any sector mentioned above. Past performance may or may not be sustained in future and is not a guarantee of any future returns. The sector(s)/stock(s)/issuer(s) mentioned in this document do not constitute any research report nor it should be considered as an investment research, investment recommendation or advice to any reader of this content to buy or sell any stocks / investments

Key portfolio metrics

HSBC Mid Cap Fund

Number of equity stocks *	Top 5 stocks weight (%)	Top 10 stocks weight (%)	Active Share (%)
55	20.38	36.51	68.15
Beta (Slope) ²	Sharpe Ratio ^{1 2}	Standard Deviation (%) ¹	Portfolio Turnover (1 year)
0.96	0.96	16.88	0.96

Source: Bloomberg, HSBC Mutual Fund, Data as of 31 August 2025. Note - Quantitative Data disclosed are as per monthly returns (Annualized) for the last 3 years, Risk free rate: 5.52% (FIMMDA-NSE Mibor) Refer to the Fund's website, www.assetmanagement.hsbc.co.in for monthly portfolio disclosures.

1. Quantitative Data disclosed are as per monthly returns (Annualized) for the last 3 years.

2. Risk free rate: 5.54% (FIMMDA-NSE Mibor)

Note: * Number of stocks with portfolio weight greater than 0.1%

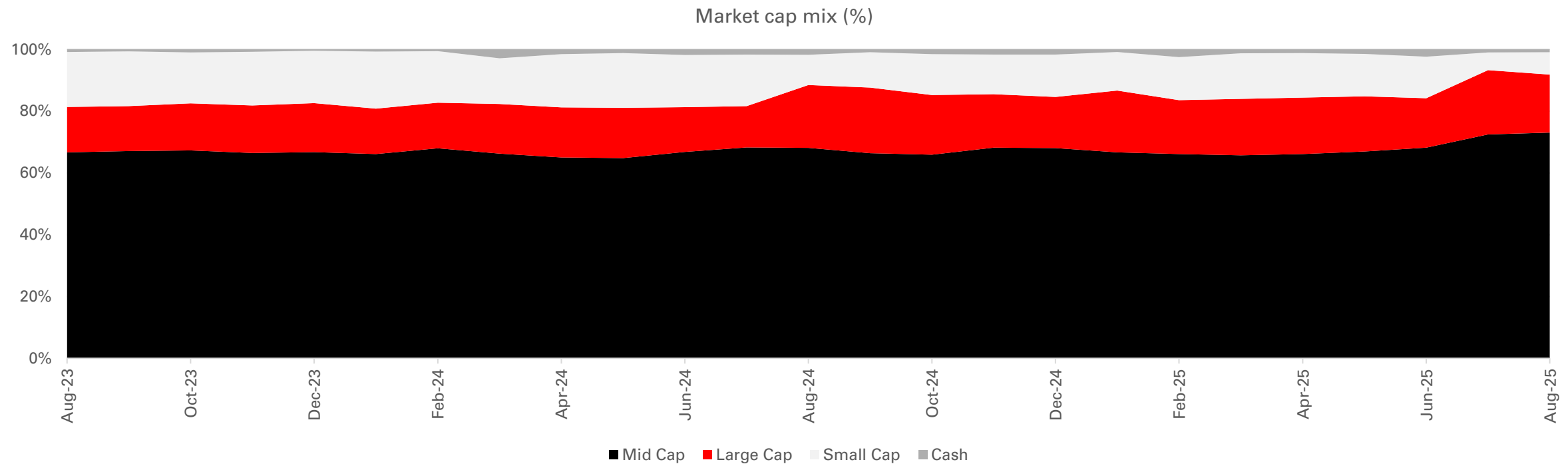
Past performance may or may not be sustained in future and is not a guarantee of any future returns.

Market cap classification

HSBC Mid Cap Fund

Increase in Mid Cap and Large Cap allocation since July 2025 has been due to SEBI’s semi-annual revision of market capitalization rather than any active increase in allocation. This has started normalizing and may continue over the coming months.

Market Cap (%)	July 2025	August 2025
Mid Cap	72.5	73.0
Large Cap	20.8	18.8
Small Cap	5.7	7.3
Cash	1.0	0.9



Source: HSBC Mutual Fund, Data as on 31 August 2025. The above sectors mentioned are for illustration purpose only. The above data/information represents historic performance of the sector and for illustration purpose only. The scheme may or may not have future positions in this sector. The above graphs/ analysis should not be construed as an investment advice or research report or recommendation to buy or sell in any sector mentioned above. Past performance may or may not be sustained in future and is not a guarantee of any future returns.

Fund Snapshot

HSBC Mid Cap Fund
(An open ended equity scheme predominantly investing in mid cap stocks)

Investment Objective - To seek to generate long-term capital growth from an actively managed portfolio of equity and equity related securities of predominantly mid cap companies. However, there can be no assurance or guarantee that the investment objective of the scheme would be achieved.



Source: HSBC Mutual Fund, data as on 31 Aug 2025. 2 As on 31 Aug 2025 of Growth option regular plan. During the same period, value of scheme benchmark (NIFTY Midcap 150 TRI) is not available. Please refer page detailed performance of HSBC Mid Cap Fund. 3 During the same period, value of scheme benchmark (NIFTY Midcap 150 TRI) is not available. # Sonal Gupta is dedicated fund manager for investments in foreign securities by all the schemes of HSBC Mutual Fund. Note: The sector(s)/stock(s)/issuer(s) mentioned in this document do not constitute any research report nor it should be considered as an investment research, investment recommendation or advice to any reader of this content to buy or sell any stocks / investments. The Fund/portfolio may or may not have any existing / future position in these sector(s)/stock(s)/issuer(s).

Lump Sum performance

HSBC Mid Cap Fund

Fund Manager - Cheenu Gupta Effective 26 Nov 2022. Total Schemes Managed - 5; Fund Manager - Sonal Gupta Effective 26 Nov 2022. Total Schemes Managed - 24

Lump Sum Investment Performance					Inception Date
Fund / Benchmark (Value of Rs 10,000 invested)	1 Year	3 Years	5 Years	Since Inception	
	Returns %	Returns %	Returns %	Returns %	
HSBC Midcap Fund-Regular ^{8~~}	-3.09	22.40	23.53	18.84	09-Aug-04
Scheme Benchmark (NIFTY Midcap 150 TRI)	-4.85	21.19	27.62	NA	
Additional Benchmark (Nifty 50 TRI)	-2.01	12.49	17.92	15.12	
HSBC Midcap Fund-Direct ^{8~~}	-2.08	23.76	25.04	20.01	01-Jan-13
Scheme Benchmark (NIFTY Midcap 150 TRI)	-4.85	21.19	27.62	18.64	
Additional Benchmark (Nifty 50 TRI)	-2.01	12.49	17.92	13.18	

Lump Sum Investment Performance					Inception Date
Fund / Benchmark (Value of Rs 10,000 invested)	1 Year	3 Years	5 Years	Since Inception	
	Amount in ₹	Amount in ₹	Amount in ₹	Amount in ₹	
HSBC Midcap Fund-Regular ^{8~~}	9691	18336	28744	379621	09-Aug-04
Scheme Benchmark (NIFTY Midcap 150 TRI)	9517	17801	33835	NA	
Additional Benchmark (Nifty 50 TRI)	9799	14236	22786	194173	
HSBC Midcap Fund-Direct ^{8~~}	9793	18955	30545	100821	01-Jan-13
Scheme Benchmark (NIFTY Midcap 150 TRI)	9517	17801	33835	87114	
Additional Benchmark (Nifty 50 TRI)	9799	14236	22786	47980	

Past performance may or may not be sustained in future and is not a guarantee of any future returns.

The performance details provided herein are of Regular as well as Direct Plan - Growth Option. Returns on ₹10,000 are point-to-point returns for the specific time period, invested at the start of the period.

Sonal Gupta is dedicated fund manager for investments in foreign securities by all the schemes of HSBC Mutual Fund.

Source: HSBC Mutual Fund, data as on 31 Aug 2025

[Click here](#) to check other funds performance managed by the Fund Manager

SIP Performance

HSBC Mid Cap Fund

SIP Performance - HSBC Midcap Fund – Regular					Inception Date:
Scheme Name & Benchmarks	1 Year	3 Years	5 Years	Since Inception	09-Aug-04
Total amount invested (₹)	120000	360000	600000	2520000	
Market Value as on August 29, 2025 (₹)	1,23,395	4,90,251	9,96,611	2,03,71,940	
Scheme Returns (%)	5.36	21.20	20.44	17.13	
NIFTY Midcap 150 TRI - Scheme Benchmark (₹)	1,21,606	4,73,626	10,19,168	NA	
NIFTY Midcap 150 TRI - Scheme Benchmark Returns (%)	2.52	18.72	21.37	NA	
Nifty 50 TRI - Additional Benchmark (₹)	1,22,160	4,27,542	8,31,719	1,18,98,532	
Nifty 50 TRI - Additional Benchmark Returns (%)	3.40	11.53	13.05	13.02	

SIP Performance - HSBC Midcap Fund - Direct					Inception Date:
Scheme Name & Benchmarks	1 Year	3 Years	5 Years	Since Inception	01-Jan-13
Total amount invested (₹)	120000	360000	600000	1510000	
Market Value as on August 29, 2025 (₹)	1,24,069	4,99,452	10,32,165	56,78,857	
Scheme Returns (%)	6.43	22.55	21.89	19.44	
NIFTY Midcap 150 TRI - Scheme Benchmark (₹)	1,21,606	4,73,626	10,19,168	57,74,492	
NIFTY Midcap 150 TRI - Scheme Benchmark Returns (%)	2.52	18.72	21.37	19.67	
Nifty 50 TRI - Additional Benchmark (₹)	1,22,160	4,27,542	8,31,719	37,55,151	
Nifty 50 TRI - Additional Benchmark Returns (%)	3.40	11.53	13.05	13.58	

Past performance may or may not be sustained in future and is not a guarantee of any future returns.

The returns for the respective periods are provided as on last available NAV of Aug 2025 for the respective schemes. Returns for 1 year and above are Compounded Annualized. Returns for less than 1 year is Simple Annualized. Load is not taken into consideration for computation of performance. Different plans shall have a different expense structure. The expenses of the Direct Plan under the Scheme will be lower to the extent of the distribution expenses / commission charged to the Regular Plan.

As per clause 5.9.1 of the SEBI Master Circular dated June 27, 2024, the scheme returns vis-à-vis the benchmark return (Total Return Index) shall be disclosed from the date of allotment of units.

Post merger performance of the surviving scheme, arising out of merger of schemes with similar features, is computed as per the provisions of clause 13.4 of the SEBI Master Circular dated June 27, 2024, on Disclosure of Performance of Schemes post-merger using the weighted average performance of both transferor and transferee schemes. In other cases, performance is computed using the Applicable NAV of the surviving/continuing schemes. ~ ~ Face value Rs 10

*HSBC Midcap Fund: The launch date of the Nifty Midcap 150 TRI is Apr 01, 2005 whereas the inception date of the scheme is Aug 09, 2004. The corresponding benchmark returns since inception of the scheme not available. (Methodology Document for Equity Indices (niftyindices.com))

For SIP returns, monthly investment of Rs. 10,000/- invested on the 1st day of every month has been considered. SIP Return are calculated on XIRR basis. IDCW are assumed to be reinvested and bonus is adjusted. Load is not taken into consideration.

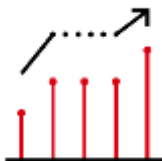
Sonal Gupta is dedicated fund manager for investments in foreign securities by all the schemes of HSBC Mutual Fund.

Source: HSBC Mutual Fund, data as on 31 Aug 2025

[Click here](#) to check other funds performance managed by the Fund Manager

Midcaps with flavour of Small caps

Quality Mid and Small cap opportunities



- ◆ Potential to outperform in an economic up-cycle
- ◆ Gain exposure to the rapidly growing industries
- ◆ Earnings acceleration with emerging businesses

Product Label

Scheme name and Type of scheme	Scheme Risk-o-meter	Benchmark Risk-o-meter (as applicable)
<p>HSBC Midcap Fund (An open ended equity scheme predominantly investing in mid cap stocks)</p> <p>This product is suitable for investors who are seeking*:</p> <ul style="list-style-type: none">• Long term wealth creation• Investment in equity and equity related securities of mid cap companies.		<p>As per AMFI Tier I Benchmark i.e. Benchmark Index: Nifty Midcap 150 TRI</p>

* Investors should consult their financial advisers if in doubt about whether the product is suitable for them.

Note on Risk-o-meters: Riskometer is as on 31 July 2025. Any change in risk-o-meter shall be communicated by way of Notice cum Addendum and by way of an e-mail or SMS to unitholders of that particular scheme

Quality Mid caps with flavour of Small caps may help HSBC Midcap Fund to generate alpha over long run

The sector(s)/stock(s)/issuer(s) mentioned in this document do not constitute any research report nor it should be considered as an investment research, investment recommendation or advice to any reader of this content to buy or sell any stocks / investments. The Fund/portfolio may or may not have any existing / future position in these sector(s)/stock(s)/issuer(s). Past performance may or may not be sustained in future and is not a guarantee of any future returns.

Investors are requested to note that as per SEBI (Mutual Funds) Regulations, 1996 and guidelines issued thereunder, HSBC AMC, its employees and/or empaneled distributors/agents are forbidden from guaranteeing/promising/assuring/predicting any returns or future performances of the schemes of HSBC Mutual Fund. Hence please do not rely upon any such statements/commitments. If you come across any such practices, please register a complaint via email at investor.line@mutualfunds.hsbc.co.in.

Disclaimer: This document has been prepared by HSBC Mutual Fund for information purposes only and should not be construed as i) an offer or recommendation to buy or sell securities, commodities, currencies or other investments referred to herein; or ii) an offer to sell or a solicitation or an offer for purchase of any of the funds of HSBC Mutual Fund; or iii) an investment research or investment advice. It does not have regard to specific investment objectives, financial situation and the particular needs of any specific person who may receive this document. Investors should seek personal and independent advice regarding the appropriateness of investing in any of the funds, securities, other investment or investment strategies that may have been discussed or referred herein and should understand that the views regarding future prospects may or may not be realized. In no event shall HSBC Mutual Fund/HSBC Asset management (India) Private Limited and / or its affiliates or any of their directors, trustees, officers and employees be liable for any direct, indirect, special, incidental or consequential damages arising out of the use of information / opinion herein.

This document is intended only for those who access it from within India and approved for distribution in Indian jurisdiction only. Distribution of this document to anyone (including investors, prospective investors or distributors) who are located outside India or foreign nationals residing in India, is strictly prohibited. Neither this document nor the units of HSBC Mutual Fund have been registered under Securities law/Regulations in any foreign jurisdiction. The distribution of this document in certain jurisdictions may be unlawful or restricted or totally prohibited and accordingly, persons who come into possession of this document are required to inform themselves about, and to observe, any such restrictions. If any person chooses to access this document from a jurisdiction other than India, then such person do so at his/her own risk and HSBC and its group companies will not be liable for any breach of local law or regulation that such person commits as a result of doing so.

© Copyright. HSBC Asset Management (India) Private Limited 2025, ALL RIGHTS RESERVED.

HSBC Mutual Fund, 9-11th Floor, NESCO - IT Park Bldg. 3, Nesco Complex, Western Express Highway, Goregaon East, Mumbai 400063. Maharashtra.

GST - 27AABCH0007N1ZS, Email: investor.line@mutualfunds.hsbc.co.in | Website: www.assetmanagement.hsbc.co/in

Mutual Fund investments are subject to market risks, read all scheme related documents carefully.

CL 3197