

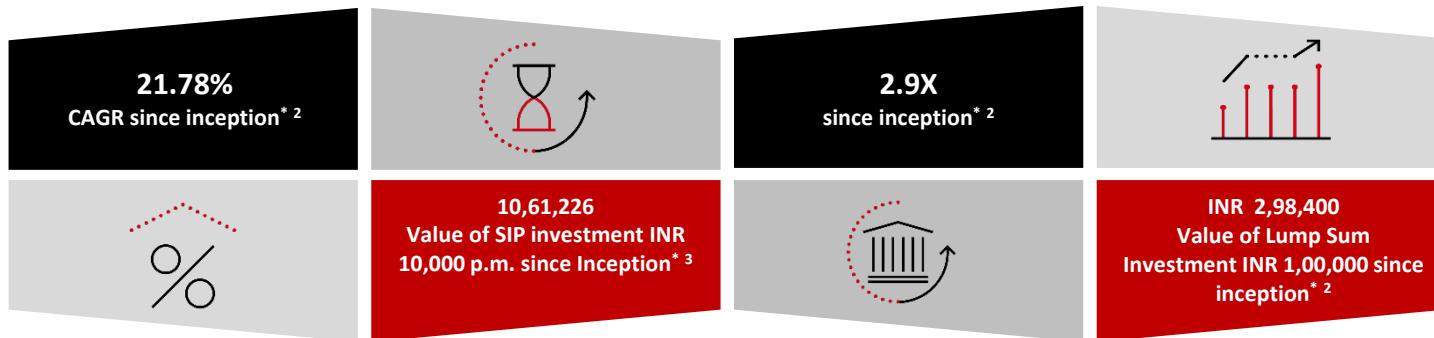
Product Note

HSBC Nifty Next 50 Index Fund (HNNF)

(An open-ended Equity Scheme tracking Nifty Next 50 Index)

November 2025

Fund Category	Fund Manager	Benchmark ¹	Inception Date*	AUM ^{&}
Index Fund	Praveen Ayathan and Rajeesh Nair	Nifty Next 50 TRI	15 Apr 2020	Rs. 142.50 Cr



Portfolio	% to net assets	Industry - Allocation	% to net assets
Hindustan Aeronautics Limited	3.81%	Finance	11.25%
Divi's Laboratories Limited	3.67%	Power	9.75%
Vedanta Limited	3.59%	Pharmaceuticals & Biotechnology	6.30%
TVS Motor Company Limited	3.53%	Banks	6.00%
Cholamandalam Investment & Finance Company Limited	3.06%	Electrical Equipment	5.72%
Bharat Petroleum Corporation Limited	2.96%	Petroleum Products	5.62%
Britannia Industries Limited	2.95%	Automobiles	5.06%
Tata Power Company Limited	2.91%	Retailing	4.92%
The Indian Hotels Company Limited	2.79%	Beverages	4.54%
Varun Beverages Limited	2.73%	Aerospace & Defense	3.81%

Exit Load: If the units redeemed or switched out are upto 10% of the units purchased or switched in ("the limit") within 1 Month from the date of allotment – Nil, If units redeemed or switched out are over and above the limit within 1 Month from the date of allotment –1%, If units are redeemed or switched out on or after 1 Month from the date of allotment – Nil. A switch-out or a withdrawal under SWP may also attract an Exit Load like any Redemption. No Exit load will be chargeable in case of switches made between different options of the Scheme. No Exit load will be chargeable in case of Units allotted on account of IDCW reinvestments, if any. The exit loads set forth above is subject to change at the discretion of the AMC and such changes shall be implemented prospectively. Entry / Exit load is not applicable for Segregated Portfolio.

Month End Total Expenses Ratios (Annualized)* – Regular⁵: 0.72%, Direct: 0.34%

* Since inception - 15 Apr 20

¹ As per clause 1.9 of the SEBI Master Circular dated June 27, 2024, on 'Guiding Principles for bringing uniformity in Benchmarks of Mutual Fund Schemes' has introduced two-tiered structure for benchmarking of certain categories of schemes. Accordingly, the benchmark has been classified as Tier 1 benchmark effective from 01 December 2021.

² As on 31 October 2025 of Growth option regular plan. During the same period, scheme benchmark (Nifty Next 50 TRI) has moved by 3.1X to Rs 3,16,770 from Rs 100,000 and delivered return of 23.10%. Please refer page no. 3 for detailed performance of HSBC Nifty Next 50 Fund

³ During the same period, value of scheme benchmark (Nifty Next 50 TRI) has moved to 10,98,355

⁴ TER Annualized TER including GST on Investment Management Fees

⁵ Continuing plans

[&]For disclosure of quarterly AUM/AAUM and AUM by geography, please visit our website: <https://www.assetmanagement.hsbc.co.in/en/mutual-funds/investor-resources/information-library#&accordion1446811090=4>.

Note: The sector(s)/stock(s)/issuer(s) mentioned in this document do not constitute any research report nor it should be considered as an investment research, investment recommendation or advice to any reader of this content to buy or sell any stocks / investments. The Fund/portfolio may or may not have any existing / future position in these sector(s)/stock(s)/issuer(s).

Source – HSBC Mutual Fund, Data as of 31 October 2025. **Past performance may or may not be sustained in future and is not a guarantee of any future returns.**

Why HSBC Nifty Next 50 Index Fund?

- The scheme will adopt a passive investment strategy
- Invests in stocks comprising the Nifty Next 50 index in the same proportion as in the index with the objective of achieving returns equivalent to the Total Returns Index of Nifty Next 50 index by minimizing the performance difference between the benchmark index and the scheme
- The Total Returns Index is an index that reflects the returns on the index from index gain/ loss plus dividend payments by the constituent stocks
- Aim to create a corpus through generating inflation-adjusted returns to cater to long-term goals

Investment Objective

The scheme has adopted a passive investment strategy. The scheme invests in stocks comprising the Nifty Next 50 index in the same proportion as in the index with the objective of achieving returns equivalent to the Total Returns Index of Nifty Next 50 index by minimizing the performance difference between the benchmark index and the scheme. The Total Returns Index is an index that reflects the returns on the index from index gain/ loss plus dividend payments by the constituent stocks. There is no assurance that the investment objective of the Scheme will be achieved.

Note: The sector(s)/stock(s)/issuer(s) mentioned in this document do not constitute any research report nor it should be considered as an investment research, investment recommendation or advice to any reader of this content to buy or sell any stocks / investments. The Fund/portfolio may or may not have any existing / future position in these sector(s)/stock(s)/issuer(s).

Fund Manager - Praveen Ayathan Effective 15 Apr 2020. Total Schemes Managed – 5; Fund Manager - Rajeesh Nair Effective 01 Oct 2023. Total Schemes Managed - 2

Lump Sum Investment Performance										Inception Date	
Fund / Benchmark (Value of Rs 10,000 invested)	1 Year		3 Years		5 Years		10 Years		Since Inception		
	Amount in ₹	Returns %	Amount in ₹	Returns %	Amount in ₹	Returns %			Amount in ₹		Returns %
HSBC Nifty Next 50 Index Fund-Regular Plan~~	9979	-0.21	16244	17.53	25228	20.31	NA	NA	29840	21.78	15-Apr-20
Scheme Benchmark (Nifty Next 50 TRI)	10084	0.84	16744	18.73	26596	21.58	NA	NA	31677	23.10	
Additional Benchmark (Nifty 50 TRI)	10759	7.59	14781	13.90	23449	18.56	NA	NA	30796	22.48	
HSBC Nifty Next 50 Index Fund-Direct Plan~~	10021	0.21	16459	18.05	25794	20.84	NA	NA	30584	22.32	15-Apr-20
Scheme Benchmark (Nifty Next 50 TRI)	10084	0.84	16744	18.73	26596	21.58	NA	NA	31677	23.10	
Additional Benchmark (Nifty 50 TRI)	10759	7.59	14781	13.90	23449	18.56	NA	NA	30796	22.48	

Past performance may or may not be sustained in future and is not a guarantee of any future returns. The performance details provided herein are of Regular as well as Direct Plan - Growth Option. Returns on ₹10,000 are point-to-point returns for the specific time period, invested at the start of the period. The returns for the respective periods are provided as on last available NAV of October 2025 for the respective schemes. Returns for 1 year and above are Compounded Annualized. Returns for less than 1 year is Simple Annualized. Load is not taken into consideration for computation of performance. Different plans shall have a different expense structure. The expenses of the Direct Plan under the Scheme will be lower to the extent of the distribution expenses / commission charged to the Regular Plan.

As per clause 5.9.1 of the SEBI Master Circular dated June 27, 2024, the scheme returns vis-à-vis the benchmark return (Total Return Index) shall be disclosed are provided from the date of allotment of units.

Post merger performance of the surviving scheme, arising out of merger of schemes with similar features, is computed as per the provisions of clause 13.4 of the SEBI Master Circular dated June 27, 2024, on Disclosure of Performance of Schemes post-merger using the weighted average performance of both transferor and transferee schemes. In other cases, performance is computed using the Applicable NAV of the surviving/continuing schemes. ~~~ Face value Rs 10

SIP Performance HSBC Nifty Next 50 Index Fund – Regular Plan					Inception Date: 15-Apr-20
Scheme Name & Benchmarks	1 Year	3 Years	5 Years	Since Inception	
Total amount invested (₹)	120000	360000	600000	660000	
Market Value as on October 31, 2025 (₹)	127,272	462,576	900,035	1,061,226	
Scheme Returns (%)	11.45	16.98	16.22	17.21	
Nifty Next 50 TRI - Scheme Benchmark (₹)	127,917	470,897	927,772	1,098,355	
Nifty Next 50 TRI - Scheme Benchmark Returns (%)	12.48	18.24	17.46	18.48	
Nifty 50 TRI - Additional Benchmark (₹)	129,194	440,587	849,865	1,006,641	
Nifty 50 TRI - Additional Benchmark Returns (%)	14.54	13.57	13.89	15.28	



SIP Performance HSBC Nifty Next 50 Index Fund – Direct Plan					Inception Date: 15-Apr-20
Scheme Name & Benchmarks	1 Year	3 Years	5 Years	Since Inception	
Total amount invested (₹)	120000	360000	600000	660000	
Market Value as on October 31, 2025 (₹)	127,546	466,008	911,456	1,076,482	
Scheme Returns (%)	11.89	17.50	16.74	17.74	
Nifty Next 50 TRI - Scheme Benchmark (₹)	127,917	470,897	927,772	1,098,355	
Nifty Next 50 TRI - Scheme Benchmark Returns (%)	12.48	18.24	17.46	18.48	
Nifty 50 TRI - Additional Benchmark (₹)	129,194	440,587	849,865	1,006,641	
Nifty 50 TRI - Additional Benchmark Returns (%)	14.54	13.57	13.89	15.28	

Past performance may or may not be sustained in future and is not a guarantee of any future returns. For SIP returns, monthly investment of Rs. 10,000/- invested on the 1st day of every month has been considered. SIP Return are calculated on XIRR basis. IDCW are assumed to be reinvested and bonus is adjusted. Load is not taken into consideration.

Source: HSBC Mutual Fund, data As on 31 October 2025

[Click here](#) to check other funds performance managed by the Fund Manager

Product Label

Scheme name and Type of scheme	Scheme Risk-o-meter	Benchmark Risk-o-meter (as applicable)
HSBC Nifty Next 50 Index Fund (An open-ended Equity Scheme tracking Nifty Next 50 Index) This product is suitable for investors who are seeking*: <ul style="list-style-type: none">• Long term capital appreciation• Investment in equity securities covered by the NIFTY NEXT 50	 The risk of the scheme is Very High Risk	<p>As per AMFI Tier I. Benchmark Index: NIFTY Next 50 Index TRI</p>  The risk of the benchmark is Very High Risk

* Investors should consult their financial advisers if in doubt about whether the product is suitable for them.

Note on Risk-o-meters: Riskometer is As on 31 October 2025, Any change in risk-o-meter shall be communicated by way of Notice cum Addendum and by way of an e-mail or SMS to unitholders of that particular scheme

NSE INDICES LTD Disclaimer:
The Product(s) are not sponsored, endorsed, sold or promoted by “NSE INDICES LTD” (formerly known as India Index Services & Products Limited (IISL)). NSE INDICES LTD does not make any representation or warranty, express or implied, to the owners of the Product(s) or any member of the public regarding the advisability of investing in securities generally or in the Product(s) particularly or the ability of the Nifty 50 Index to track general stock market performance in India. The relationship of NSE INDICES LTD to the Issuer is only in respect of the licensing of the Indices and certain trademarks and trade names associated with such Indices which is determined, composed and calculated by NSE INDICES LTD without regard to the Issuer or the Product(s). NSE INDICES LTD does not have any obligation to take the needs of the Issuer or the owners of the Product(s) into consideration in determining, composing or calculating the Nifty 50 Index.
NSE INDICES LTD is not responsible for or has participated in the determination of the timing of, prices at, or quantities of the Product(s) to be issued or in the determination or calculation of the equation by which the Product(s) is to be converted into cash. NSE INDICES LTD has no obligation or liability in connection with the administration, marketing or trading of the Product(s).
NSE INDICES LTD does not guarantee the accuracy and/or the completeness of the Nifty 50 Index or any data included therein and NSE INDICES LTD shall have not have any responsibility or liability for any errors, omissions, or interruptions therein. NSE INDICES LTD does not make any warranty, express or implied, as to results to be obtained by the Issuer, owners of the product(s), or any other person or entity from the use of the Nifty 50 Index or any data included therein. NSE INDICES LTD makes no express or implied warranties, and expressly disclaim all warranties of merchantability or fitness for a particular purpose or use with respect to the index or any data included therein. Without limiting any of the foregoing, NSE INDICES LTD expressly disclaim any and all liability for any claims, damages or losses arising out of or related to the Products, including any and all direct, special, punitive, indirect, or consequential damages (including lost profits), even if notified of the possibility of such damages.
An investor, by subscribing or purchasing an interest in the Product(s),

Past performance may or may not be sustained in future and is not a guarantee of any future returns. Source: HSBC Mutual Fund, data As on 31 October 2025

Investors are requested to note that as per SEBI (Mutual Funds) Regulations, 1996 and guidelines issued thereunder, HSBC AMC, its employees and/or empaneled distributors/agents are forbidden from guaranteeing/promising/assuring/predicting any returns or future performances of the schemes of HSBC Mutual Fund. Hence please do not rely upon any such statements/commitments. If you come across any such practices, please register a complaint via email at investor.line@mutualfunds.hsbc.co.in.

Disclaimer: This document has been prepared by HSBC Mutual Fund for information purposes only and should not be construed as i) an offer or recommendation to buy or sell securities, commodities, currencies or other investments referred to herein; or ii) an offer to sell or a solicitation or an offer for purchase of any of the funds of HSBC Mutual Fund; or iii) an investment research or investment advice. It does not have regard to specific investment objectives, financial situation and the particular needs of any specific person who may receive this document. Investors should seek personal and independent advice regarding the appropriateness of investing in any of the funds, securities, other investment or investment strategies that may have been discussed or referred herein and should understand that the views regarding future prospects may or may not be realized. In no event shall HSBC Mutual Fund/HSBC Asset management (India) Private Limited and / or its affiliates or any of their directors, trustees, officers and employees be liable for any direct, indirect, special, incidental or consequential damages arising out of the use of information / opinion herein.
This document is intended only for those who access it from within India and approved for distribution in Indian jurisdiction only. Distribution of this document to anyone (including investors, prospective investors or distributors) who are located outside India or foreign nationals residing in India, is strictly prohibited. Neither this document nor the units of HSBC Mutual Fund have been registered under Securities law/Regulations in any foreign jurisdiction. The distribution of this document in certain jurisdictions may be unlawful or restricted or totally prohibited and accordingly, persons who come into possession of this document are required to inform themselves about, and to observe, any such restrictions. If any person chooses to access this document from a jurisdiction other than India, then such person do so at his/her own risk and HSBC and its group companies will not be liable for any breach of local law or regulation that such person commits as a result of doing so.

© Copyright. HSBC Mutual Fund 2025, ALL RIGHTS RESERVED.
HSBC Mutual Fund, 9-11th Floor, NESCO - IT Park Bldg. 3, Nesco Complex, Western Express Highway, Goregaon East, Mumbai 400063. Maharashtra.
GST - 27AABCH0007N1ZS, Email: investor.line@mutualfunds.hsbc.co.in | Website: www.assetmanagement.hsbc.co/in
Mutual Fund investments are subject to market risks, read all scheme related documents carefully.