

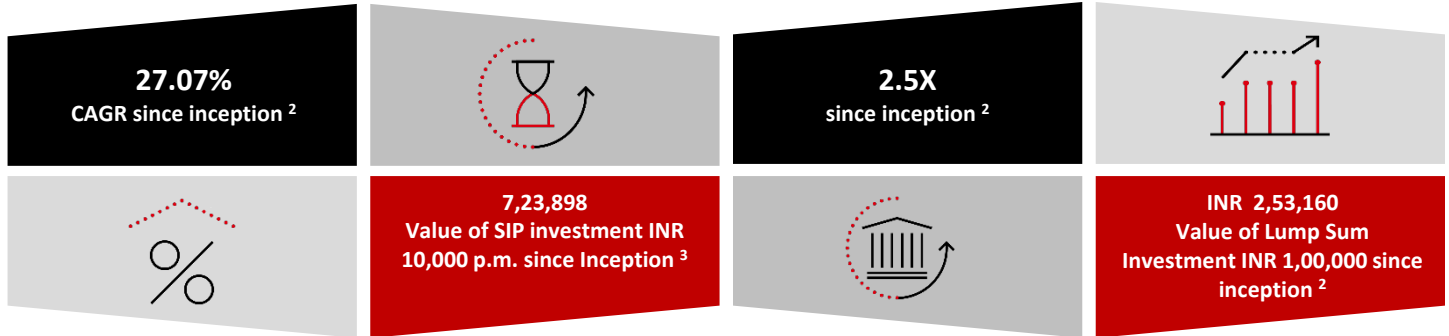
## Product Note

### HSBC Nifty Next 50 Index Fund (HNNF)

An open-ended Equity Scheme tracking Nifty Next 50 Index

March 2024

Fund Category	Fund Manager	Benchmark <sup>1</sup>	Inception Date	AUM <sup>&amp;</sup>
Index Fund	Praveen Ayathan and Rajeesh Nair <sup>@</sup>	Nifty Next 50 TRI	15 Apr 2020	Rs. 92.85 Cr



Portfolio	% to net assets	Sector - Allocation	% to net assets
Trent Limited	4.82%	Retailing	10.57%
Bharat Electronics Limited	4.14%	Finance	9.22%
Shriram Finance Limited	3.82%	Aerospace & Defense	7.40%
Tata Power Company Limited	3.55%	Banks	6.97%
Indian Oil Corporation Limited	3.43%	Personal Products	6.70%
DLF Limited	3.27%	Power	5.92%
Hindustan Aeronautics Limited	3.26%	Cement & Cement Products	4.43%
TVS Motor Company Limited	2.81%	Chemicals & Petrochemicals	4.31%
Bank of Baroda	2.79%	Insurance	4.25%
Gail India Limited	2.77%	Electrical Equipment	3.98%

**Entry Load\***: Not Applicable, **Exit Load**: If the units redeemed or switched out are upto 10% of the units purchased or switched in (“the limit”) within 1 Month from the date of allotment – Nil, If units redeemed or switched out are over and above the limit within 1 Month from the date of allotment –1%, If units are redeemed or switched out on or after 1 Month from the date of allotment – Nil. A switch-out or a withdrawal under SWP may also attract an Exit Load like any Redemption. No Exit load will be chargeable in case of switches made between different options of the Scheme. No Exit load will be chargeable in case of Units allotted on account of IDCW reinvestments, if any. The exit loads set forth above is subject to change at the discretion of the AMC and such changes shall be implemented prospectively. Entry / Exit load is not applicable for Segregated Portfolio.

\*In terms of 10.4.1.a. of SEBI Master Circular on Mutual Funds dated May 19, 2023, no entry load will be charged to the investor.

**Month End Total Expenses Ratios (Annualized)<sup>4</sup>** – Regular<sup>5</sup>: 0.80%, Direct: 0.35%

<sup>1</sup> As per clause 1.9 of the SEBI Master Circular dated May 19, 2023, on ‘Guiding Principles for bringing uniformity in Benchmarks of Mutual Fund Schemes’ has introduced two-tiered structure for benchmarking of certain categories of schemes. Accordingly, the benchmark has been classified as Tier 1 benchmark effective from 01 December 2021.

<sup>2</sup> As on 29 February 2024 of Growth option regular plan. During the same period, scheme benchmark (Nifty Next 50 TRI) has moved by 2.6X to Rs 2,63,840 from Rs 100,000 and delivered return of 28.44%. Please refer page no. 3 for detailed performance of HSBC Nifty Next 50 Fund

<sup>3</sup> During the same period, value of scheme benchmark (Nifty Next 50 TRI) has moved to 7,40,042

<sup>4</sup> TER Annualized TER including GST on Investment Management Fees

<sup>5</sup> Continuing plans

<sup>@</sup> Managing since October 01, 2023. Please refer notice cum addendum dated September 29, 2023.

<sup>&</sup>For disclosure of quarterly AUM/AAUM and AUM by geography, please visit our website: <https://www.assetmanagement.hsbc.co.in/en/mutual-funds/investor-resources/information-library/#&accordion1446811090=4>.

**Note:** The sector(s)/stock(s)/issuer(s) mentioned in this document do not constitute any research report nor it should be considered as an investment research, investment recommendation or advice to any reader of this content to buy or sell any stocks / investments. The Fund/portfolio may or may not have any existing / future position in these sector(s)/stock(s)/issuer(s).

Source – HSBC Mutual Fund, Data as of 29 February 2024. **Past performance may or may not be sustained in the future and is not indicative of future results.**

## Why HSBC Nifty Next 50 Index Fund?

- The scheme will adopt a passive investment strategy
- Invests in stocks comprising the Nifty Next 50 index in the same proportion as in the index with the objective of achieving returns equivalent to the Total Returns Index of Nifty Next 50 index by minimizing the performance difference between the benchmark index and the scheme
- The Total Returns Index is an index that reflects the returns on the index from index gain/ loss plus dividend payments by the constituent stocks
- Aim to create a corpus through generating inflation-adjusted returns to cater to long-term goals

## Investment Objective

The scheme will adopt a passive investment strategy. The scheme will invest in stocks comprising the Nifty Next 50 index in the same proportion as in the index with the objective of achieving returns equivalent to the Total Returns Index of Nifty Next 50 index by minimizing the performance difference between the benchmark index and the scheme. The Total Returns Index is an index that reflects the returns on the index from index gain/ loss plus dividend payments by the constituent stocks. There is no assurance that the investment objective of the scheme will be realized.

Fund Manager - Praveen Ayathan Effective 15 Apr 2020. Total Schemes Managed - 5  
Fund Manager - Rajeesh Nair Effective 01 Oct 2023. Total Schemes Managed - 2

Lump Sum Investment Performance									Inception Date
Fund / Benchmark (Value of Rs 10,000 invested)	1 Year		3 Years		5 Years		Since Inception		
	Amount in ₹	Returns %	Amount in ₹	Returns %	Amount in ₹	Returns %	Amount in ₹	Returns %	
HSBC Nifty Next 50 Index Fund-Regular Plan~	15791	57.72	17112	19.55	NA	NA	25316	27.07	15-Apr-20
Scheme Benchmark (Nifty Next 50 TRI)	15933	59.13	17668	20.83	NA	NA	26384	28.44	
Additional Benchmark (Nifty 50 TRI)	12849	28.40	15675	16.12	NA	NA	25750	27.63	

**Past performance may or may not be sustained in the future and is not indicative of future results.** The performance details provided herein are of Regular Plan - Growth Option. Returns on ₹10,000 are point-to-point returns for the specific time period, invested at the start of the period. The returns for the respective periods are provided as on last available NAV of February 2024 for the respective schemes. Returns for 1 year and above are Compounded Annualized. Returns for less than 1 year is Simple Annualized. Load is not taken into consideration for computation of performance. Different plans shall have a different expense structure. The expenses of the Direct Plan under the Scheme will be lower to the extent of the distribution expenses / commission charged to the Regular Plan.

As per clause 5.9.1 of the SEBI Master Circular dated May 19, 2023, the scheme returns vis-à-vis the benchmark return (Total Return Index) shall be disclosed are provided from the date of allotment of units.

Post merger performance of the surviving scheme, arising out of merger of schemes with similar features, is computed as per the provisions of clause 13.4 of the SEBI Master Circular dated May 19, 2023, on Disclosure of Performance of Schemes post-merger using the weighted average performance of both transferor and transferee schemes. In other cases, performance is computed using the Applicable NAV of the surviving/continuing schemes. ~ Face value Rs 10

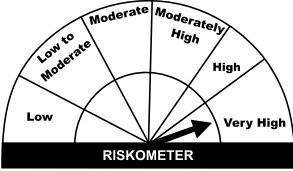
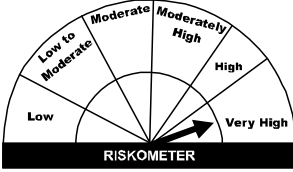
SIP Performance HSBC Nifty Next 50 Index Fund – Regular Plan					Inception Date: 15-Apr-20
Scheme Name & Benchmarks	1 Year	3 Years	5 Years	Since Inception	
Total amount invested (₹)	120000	360000	NA	460000	
Market Value as on February 29, 2024 (₹)	159,788	510,950	NA	723,898	
Scheme Returns (%)	66.98	24.16	NA	24.28	
Nifty Next 50 TRI - Scheme Benchmark (₹)	160,612	519,226	NA	740,042	
Nifty Next 50 TRI - Scheme Benchmark Returns (%)	68.47	25.33	NA	25.52	
Nifty 50 TRI - Additional Benchmark (₹)	137,809	459,781	NA	660,084	
Nifty 50 TRI - Additional Benchmark Returns (%)	28.74	16.58	NA	19.15	

**Past performance may or may not be sustained in the future and is not indicative of future results.** For SIP returns, monthly investment of Rs. 10,000/- invested on the 1st day of every month has been considered. SIP Return are calculated on XIRR basis. IDCW are assumed to be reinvested and bonus is adjusted. Load is not taken into consideration.

Source: HSBC Mutual Fund, data as on 29 February 2024

[Click here](#) to check other funds performance managed by the Fund Manager

## Product Label

Scheme name and Type of scheme	Scheme Risk-o-meter	Benchmark Risk-o-meter
<p><b>HSBC Nifty Next 50 Index Fund</b> An open-ended Equity Scheme tracking Nifty Next 50 Index</p> <p>This product is suitable for investors who are seeking*:</p> <ul style="list-style-type: none"> <li>Long term capital appreciation</li> <li>Investment in equity securities covered by the NIFTY NEXT 50</li> </ul>	 <p>Investors understand that their principal will be at Very High risk</p>	<p>Benchmark Index: NIFTY Next 50 TRI</p> 

\* Investors should consult their financial advisers if in doubt about whether the product is suitable for them.

**Note on Risk-o-meters:** Riskometer is as on 29 February 2024, Any change in risk-o-meter shall be communicated by way of Notice cum Addendum and by way of an e-mail or SMS to unitholders of that particular scheme

**Past performance may or may not be sustained in the future and is not indicative of future results.** Source: HSBC Mutual Fund, Data as on 29 February 2024

**Disclaimer:** This document has been prepared by HSBC Asset Management (India) Private Limited (HSBC) for information purposes only and should not be construed as i) an offer or recommendation to buy or sell securities, commodities, currencies or other investments referred to herein; or ii) an offer to sell or a solicitation or an offer for purchase of any of the funds of HSBC Mutual Fund; or iii) an investment research or investment advice. It does not have regard to specific investment objectives, financial situation and the particular needs of any specific person who may receive this document. Investors should seek personal and independent advice regarding the appropriateness of investing in any of the funds, securities, other investment or investment strategies that may have been discussed or referred herein and should understand that the views regarding future prospects may or may not be realized. In no event shall HSBC Mutual Fund/HSBC Asset management (India) Private Limited and / or its affiliates or any of their directors, trustees, officers and employees be liable for any direct, indirect, special, incidental or consequential damages arising out of the use of information / opinion herein.

This document is intended only for those who access it from within India and approved for distribution in Indian jurisdiction only. Distribution of this document to anyone (including investors, prospective investors or distributors) who are located outside India or foreign nationals residing in India, is strictly prohibited. Neither this document nor the units of HSBC Mutual Fund have been registered under Securities law/Regulations in any foreign jurisdiction. The distribution of this document in certain jurisdictions may be unlawful or restricted or totally prohibited and accordingly, persons who come into possession of this document are required to inform themselves about, and to observe, any such restrictions. If any person chooses to access this document from a jurisdiction other than India, then such person do so at his/her own risk and HSBC and its group companies will not be liable for any breach of local law or regulation that such person commits as a result of doing so.

© Copyright. HSBC Asset Management (India) Private Limited 2024, ALL RIGHTS RESERVED.  
HSBC Mutual Fund, 9-11th Floor, NESCO - IT Park Bldg. 3, Nesco Complex, Western Express Highway, Goregaon East, Mumbai 400063. Maharashtra.  
GST - 27AABCH0007N1ZS, Email: investor.line@mutualfunds.hsbc.co.in | Website: www.assetmanagement.hsbc.co/in

**Mutual Fund investments are subject to market risks, read all scheme related documents carefully.**