

Product Note

HSBC Aggressive Hybrid Active FOF

(Erstwhile HSBC Managed Solutions India - Growth Plan)

(An open-ended Aggressive Hybrid Active Fund of Fund scheme)

August 2025

Fund Category	Fund Manager	Benchmark ¹	Inception Date	AUM ² &
Hybrid FoF - Aggressive Hybrid FoF	Gautam Bhupal	CRISIL Hybrid 35+65-Aggressive Index - TRI	30-Apr-14	Rs. 41.57 Cr

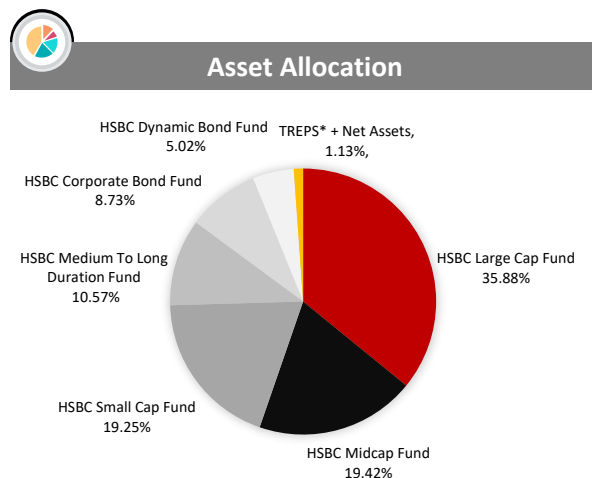
Investment Objective

The investment objective is to provide long term total return primarily by seeking capital appreciation through an active asset allocation by investing in a basket of equity and debt mutual fund schemes and money market instruments. However, there is no assurance that the investment objective of the Scheme will be achieved.

Portfolio

Issuer	% to Net Assets
Mutual Fund Units	98.87%
HSBC Large Cap Fund - Direct Growth	35.88%
HSBC Midcap Fund - Direct Growth	19.42%
HSBC Small Cap Fund - Direct Growth	19.25%
HSBC Medium To Long Duration Fund - Direct Growth	10.57%
HSBC Corporate Bond Fund - Direct Growth	8.73%
HSBC Dynamic Bond Fund - Direct Growth	5.02%
TREPS* + Net Assets	1.13%
Total Net Assets as on 31-July-2025	100.00%

*TREPS : Tri-Party Repo



Risk Ratios ³	
Standard Deviation	10.43%
Beta	1.07

Risk Ratios ³	
Sharpe Ratio ³	0.90
R2	0.87%

Exit Load: In respect of each purchase / switch-in of Units, an Exit Load of 1% is payable if Units are redeemed / switched-out within 1 year from the date of allotment. No Exit Load will be charged, if Units are redeemed / switched-out after 1 year from the date of allotment. The exit loads set forth above is subject to change at the discretion of the AMC and such changes shall be implemented prospectively. *In terms of 10.4.1.a. of SEBI Master Circular on Mutual Funds dated June 27, 2024, no entry load will be charged to the investor effective August 1, 2009.

Month End Total Expenses Ratios (Annualized)⁴ – Regular⁵: 1.35%, Direct: 0.10%

¹ As per clause 1.9 of the SEBI Master Circular for Mutual Funds no. SEBI/HO/IMD/IMD-PoD-1/P/CIR/2024/90 dated June 27, 2024, on 'Guiding Principles for bringing uniformity in Benchmarks of Mutual Fund Schemes' has introduced two-tiered structure for benchmarking of certain categories of schemes. Accordingly, the benchmark has been classified as Tier 1 benchmark. Furthermore, the same is effective from 01 December 2021.² AUM is as on 31 July 2025.

³ Statistical Ratios disclosed are as per monthly returns (Annualized) for the last 3 years.

⁴ Risk free rate: 5.54% (FIMMDA-NSE MIBOR), ⁵ Continuing plans., ⁶ TER Annualized TER including GST on Investment Management Fees and additional charges by underlying fund.

⁸For disclosure of quarterly AUM/AAUM and AUM by geography, please visit our website: <https://www.assetmanagement.hsbc.co.in/en/mutual-funds/investor-resources/information-library#&accordion1446811090=4>

[Click here](#) to refer to the notice of 'Categorization of HSBC Managed Solutions Fund'

Note: The sector(s)/stock(s)/issuer(s) mentioned in this document do not constitute any research report nor it should be considered as an investment research, investment recommendation or advice to any reader of this content to buy or sell any stocks / investments. The Fund/portfolio may or may not have any existing / future position in these sector(s)/stock(s)/issuer(s).

Source – HSBC Mutual Fund, Data as of 31 July 2025. **Past performance may or may not be sustained in future and is not a guarantee of any future returns.**

Note : Please refer to Scheme Information Document for more details on Asset Allocation of the scheme.

Fund of Fund (FOF) Note - The investors are bearing the recurring expenses of the scheme, in addition to the expenses of other schemes in which the Fund of Funds Scheme makes investments.

PUBLIC

Fund Manager - Gautam Bhupal Effective 21 Oct 2015. Total Schemes Managed – 7

Lump Sum Investment Performance									Inception Date
Fund / Benchmark (Value of Rs 10,000 invested)	1 Year		3 Years		5 Years		Since Inception		
	Amount in Rs	Returns %	Amount in Rs	Returns %	Amount in Rs	Returns %	Amount in Rs	Returns %	
HSBC Aggressive Hybrid Active FOF - Regular Plan~~	10031	0.31	15347	15.30	22989	18.10	39986	13.10	30-Apr-14
Scheme Benchmark (CRISIL Hybrid 35+65-Aggressive Index - TRI)	10207	2.07	14612	13.44	20712	15.67	39652	13.01	
Additional Benchmark (Nifty 50 TRI)	10054	0.54	14946	14.29	23751	18.88	42565	13.73	
Additional Benchmark (CRISIL 10 Year Gilt Index)	10988	9.88	12850	8.69	12966	5.33	22345	7.40	
HSBC Aggressive Hybrid Active FOF - Direct Plan~~	10135	1.35	15749	16.30	23757	18.88	42069	13.61	30-Apr-14
Scheme Benchmark (CRISIL Hybrid 35+65-Aggressive Index - TRI)	10207	2.07	14612	13.44	20712	15.67	39652	13.01	
Additional Benchmark (Nifty 50 TRI)	10054	0.54	14946	14.29	23751	18.88	42565	13.73	
Additional Benchmark (CRISIL 10 Year Gilt Index)	10988	9.88	12850	8.69	12966	5.33	22345	7.40	

Data as on 31 July 2025. **Past performance may or may not be sustained in future and is not a guarantee of any future returns.** The performance details provided herein are of Regular as well as Direct Plan - Growth Option. Returns on ₹10,000 are point-to-point returns for the specific time period, invested at the start of the period. The returns for the respective periods are provided as on last available NAV of July 2025 for the respective schemes. Returns for 1 year and above are Compounded Annualized. Returns for less than 1 year is Simple Annualized. Load is not taken into consideration for computation of performance. Different plans shall have a different expense structure. The expenses of the Direct Plan under the Scheme will be lower to the extent of the distribution expenses / commission charged to the Regular Plan.

As per clause 5.9.1 of the SEBI Master Circular dated June 27, 2024, the scheme returns vis-à-vis the benchmark return (Total Return Index) shall be disclosed are provided from the date of allotment of units.

Post merger performance of the surviving scheme, arising out of merger of schemes with similar features, is computed as per the provisions of clause 13.4 of the SEBI Master Circular dated June 27, 2024, on Disclosure of Performance of Schemes post-merger using the weighted average performance of both transferor and transferee schemes. In other cases, performance is computed using the Applicable NAV of the surviving/continuing schemes. ~~ Face value Rs 10

SIP Performance HSBC Aggressive Hybrid Active FOF – Regular Plan					Inception Date: 30 Apr 14
Scheme Name & Benchmarks	1 Year	3 Years	5 Years	Since Inception	
Total amount invested (₹)	120000	360000	600000	1350000	
Market Value as on July 31, 2025 (₹)	1,23,104	4,42,313	8,56,411	28,78,924	
Scheme Returns (%)	4.86	13.86	14.22	12.79	
CRISIL Hybrid 35+65-Aggressive Index - Scheme Benchmark (₹)	1,23,800	4,34,694	8,28,884	28,57,345	
CRISIL Hybrid 35+65-Aggressive Index - Scheme Benchmark Returns (%)	5.96	12.65	12.89	12.67	
Nifty 50 TRI - Additional Benchmark (₹)	1,23,605	4,37,494	8,55,944	30,72,798	
Nifty 50 TRI - Additional Benchmark Returns (%)	5.65	13.09	14.20	13.85	
CRISIL 10 Year Gilt Index - Additional Benchmark (₹)	125864	413658	720639	1997563	
CRISIL 10 Year Gilt Index - Additional Benchmark Returns (%)	9.24	9.24	7.27	6.74	

SIP Performance HSBC Aggressive Hybrid Active FOF – Direct Plan					Inception Date: 30 Apr 14
Scheme Name & Benchmarks	1 Year	3 Years	5 Years	Since Inception	
Total amount invested (₹)	120000	360000	600000	1350000	
Market Value as on July 31, 2025 (₹)	1,23,830	4,49,491	8,76,079	29,87,574	
Scheme Returns (%)	6.01	14.98	15.14	13.40	
CRISIL Hybrid 35+65-Aggressive Index - Scheme Benchmark (₹)	1,23,800	4,34,694	8,28,884	28,57,345	
CRISIL Hybrid 35+65-Aggressive Index - Scheme Benchmark Returns (%)	5.96	12.65	12.89	12.67	
Nifty 50 TRI - Additional Benchmark (₹)	1,23,605	4,37,494	8,55,944	30,72,798	
Nifty 50 TRI - Additional Benchmark Returns (%)	5.65	13.09	14.20	13.85	
CRISIL 10 Year Gilt Index - Additional Benchmark (₹)	125864	413658	720639	1997563	
CRISIL 10 Year Gilt Index - Additional Benchmark Returns (%)	9.24	9.24	7.27	6.74	



Past performance may or may not be sustained in future and is not a guarantee of any future returns. For SIP returns, monthly investment of Rs. 10,000/- invested on the 1st day of every month has been considered. SIP Return are calculated on XIRR basis. IDCW are assumed to be reinvested and bonus is adjusted. Load is not taken into consideration.

Sonal Gupta is dedicated fund manager for investments in foreign securities by all the schemes of HSBC Mutual Fund.



Source: HSBC Mutual Fund, data as on 31 July 2025

[Click here](#) to check other funds performance managed by the Fund Manager



Product Label

Scheme name and Type of scheme	Scheme Risk-o-meter	Benchmark Riskometer (as applicable)
HSBC Aggressive Hybrid Active FOF (Erstwhile HSBC Managed Solutions India - Growth Plan) (An open-ended Aggressive Hybrid Active Fund of Fund scheme) This product is suitable for investors who are seeking*: <ul style="list-style-type: none"> To create wealth over long-term Investing predominantly in schemes of equity and debt mutual funds Benchmark Index : CRISIL Hybrid 35+65-Aggressive Index - TRI	 <p>The risk of the scheme is Very High Risk</p>	Benchmark Index : CRISIL Hybrid 35+65 - Aggressive Index - TRI  <p>The risk of the benchmark is High Risk</p>



* Investors should consult their financial advisers if in doubt about whether the product is suitable for them.

Scheme name and Type of scheme	Scheme Risk-o-meter	Benchmark Risk-o-meter (as applicable)
HSBC Large Cap Fund (An open ended equity scheme predominantly investing in large cap stocks) This product is suitable for investors who are seeking*: <ul style="list-style-type: none"> To create wealth over long term. Investment in predominantly large cap equity and equity related securities. 	 <p>The risk of the scheme is Very High Risk</p>	As per AMFI Tier I Benchmark i.e. Benchmark : NIFTY 100 TRI Index  <p>The risk of the benchmark is Very High Risk</p>



* Investors should consult their financial advisers if in doubt about whether the product is suitable for them.

Scheme name and Type of scheme	Scheme Risk-o-meter	Benchmark Risk-o-meter (as applicable)
HSBC Midcap Fund (An open ended equity scheme predominantly investing in mid cap stocks) This product is suitable for investors who are seeking*: <ul style="list-style-type: none"> Long term wealth creation Investment in equity and equity related securities of mid cap companies. 	 <p>The risk of the scheme is Very High Risk</p>	As per AMFI Tier I Benchmark i.e. Benchmark Index: Nifty Midcap 150 TRI  <p>The risk of the benchmark is Very High Risk</p>

* Investors should consult their financial advisers if in doubt about whether the product is suitable for them.

Scheme name and Type of scheme	Scheme Risk-o-meter	Benchmark Risk-o-meter (as applicable)
HSBC Small Cap Fund (An open ended equity scheme predominantly investing in small cap stocks) This product is suitable for investors who are seeking*: <ul style="list-style-type: none"> Long term capital appreciation Investment predominantly in equity and equity-related securities, including equity derivatives in Indian markets with key theme focus being emerging companies (small cap stocks); and foreign securities 	 <p>The risk of the scheme is Very High Risk</p>	As per AMFI Tier I. Benchmark : NIFTY Small Cap 250 TRI  <p>The risk of the benchmark is Very High Risk</p>

* Investors should consult their financial advisers if in doubt about whether the product is suitable for them.

Scheme name and Type of scheme	*Scheme Risk-o-meter	Benchmark Risk-o-meter (as applicable)
HSBC Medium to Long Duration Fund (An open ended medium to long term debt scheme investing in instruments such that the Macaulay duration of the portfolio is between 4 years to 7 years. (Please refer Page No. 11 of SID for explanation on Macaulay's duration). Relatively High interest rate risk and relatively Low credit risk.) This product is suitable for investors who are seeking*: <ul style="list-style-type: none"> Regular income over medium to long term Investment in diversified portfolio of fixed income securities such that the Macaulay[^] duration of the portfolio is between 4 year to 7 years 	 <p>The risk of the scheme is Moderate Risk</p>	As per AMFI tier 1 Benchmark Index: NIFTY Medium to Long Duration Debt Index A- III  <p>The risk of the benchmark is Moderate Risk</p>

- Investors should consult their financial advisers if in doubt about whether the product is suitable for them.

[^] The Macaulay duration is the weighted average term to maturity of the cash flows from a bond. The weight of each cash flow is determined by dividing the present value of the cash flow by the price.



Note on Risk-o-meters: Riskometer is as on 31 July 2025, Any change in risk-o-meter shall be communicated by way of Notice cum Addendum and by way of an e-mail or SMS to unitholders of that particular scheme

Potential Risk Class (HSBC Medium to Long Duration Fund)

Credit Risk →	Relatively Low (Class A)	Moderate (Class B)	Relatively High (Class C)
Interest Rate Risk ↓			
Relatively Low (Class I)			
Moderate (Class II)			
Relatively High (Class III)	A-III		

A Scheme with Relatively High interest rate risk and Low credit risk.

Potential Risk Class ('PRC') matrix indicates the maximum interest rate risk (measured by Macaulay Duration of the scheme) and maximum credit risk (measured by Credit Risk Value of the scheme) the fund manager can take in the scheme. PRC matrix classification is done in accordance with and subject to the methodology/guidelines prescribed by SEBI to help investors take informed decision based on the maximum interest rate risk and maximum credit risk the fund manager can take in the scheme, as depicted in the PRC matrix.

Scheme name and Type of scheme	*Scheme Risk-o-meter	Benchmark Risk-o-meter (as applicable)
HSBC Corporate Bond Fund (An open ended debt scheme predominantly investing in AA+ and above rated corporate bonds. A relatively high interest rate risk and relatively low credit risk) This product is suitable for investors who are seeking*: <ul style="list-style-type: none"> Generation of regular and stable income over medium to long term Investment predominantly in AA+ and above rated corporate bonds and money market instruments 	 <p>The risk of the scheme is Moderate Risk</p>	As per AMFI Tier 1. Benchmark Index: NIFTY Corporate Bond Index A-II  <p>The risk of the benchmark is Low to Moderate Risk</p>

- * Investors should consult their financial advisers if in doubt about whether the product is suitable for them.


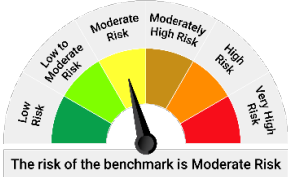
Note on Risk-o-meters: Riskometer is as on 31 July 2025, Any change in risk-o-meter shall be communicated by way of Notice cum Addendum and by way of an e-mail or SMS to unitholders of that particular scheme

Potential Risk Class (HSBC Corporate Bond Fund)

Credit Risk →	Relatively Low (Class A)	Moderate (Class B)	Relatively High (Class C)
Interest Rate Risk ↓			
Relatively Low (Class I)			
Moderate (Class II)			
Relatively High (Class III)	A-III		

A Scheme with Relatively High interest rate risk and Low credit risk.

Potential Risk Class ('PRC') matrix indicates the maximum interest rate risk (measured by Macaulay Duration of the scheme) and maximum credit risk (measured by Credit Risk Value of the scheme) the fund manager can take in the scheme. PRC matrix classification is done in accordance with and subject to the methodology/guidelines prescribed by SEBI to help investors take informed decision based on the maximum interest rate risk and maximum credit risk the fund manager can take in the scheme, as depicted in the PRC matrix.

Scheme name and Type of scheme	*Scheme Risk-o-meter	Benchmark Risk-o-meter (as applicable)
HSBC Dynamic Bond Fund (An open ended dynamic debt scheme investing across duration. A relatively high interest rate risk and relatively low credit risk.) This product is suitable for investors who are seeking*: <ul style="list-style-type: none">• Generation of reasonable returns over medium to long term• Investment in fixed income securities	 The risk of the scheme is Moderate Risk	As per AMFI Tier 1. Benchmark Index: NIFTY Composite Debt Index A-III  The risk of the benchmark is Moderate Risk

Potential Risk Class (HSBC Dynamic Bond Fund)			
Credit Risk →	Relatively Low (Class A)	Moderate (Class B)	Relatively High (Class C)
Interest Rate Risk ↓			
Relatively Low (Class I)			
Moderate (Class II)			
Relatively High (Class III)	A-III		
A Scheme with Relatively High interest rate risk and Low credit risk.			

Potential Risk Class (‘PRC’) matrix indicates the maximum interest rate risk (measured by Macaulay Duration of the scheme) and maximum credit risk (measured by Credit Risk Value of the scheme) the fund manager can take in the scheme. PRC matrix classification is done in accordance with and subject to the methodology/guidelines prescribed by SEBI to help investors take informed decision based on the maximum interest rate risk and maximum credit risk the fund manager can take in the scheme, as depicted in the PRC matrix.

Past performance may or may not be sustained in future and is not a guarantee of any future returns.

Source: HSBC Mutual Fund, data as on 31 July 2025

Investors are requested to note that as per SEBI (Mutual Funds) Regulations, 1996 and guidelines issued thereunder, HSBC AMC, its employees and/or empaneled distributors/agents are forbidden from guaranteeing/promising/assuring/predicting any returns or future performances of the schemes of HSBC Mutual Fund. Hence please do not rely upon any such statements/commitments. If you come across any such practices, please register a complaint via email at investor.line@mutualfunds.hsbc.co.in.

Disclaimer: This document has been prepared by HSBC Mutual Fund for information purposes only and should not be construed as i) an offer or recommendation to buy or sell securities, commodities, currencies or other investments referred to herein; or ii) an offer to sell or a solicitation or an offer for purchase of any of the funds of HSBC Mutual Fund; or iii) an investment research or investment advice. It does not have regard to specific investment objectives, financial situation and the particular needs of any specific person who may receive this document. Investors should seek personal and independent advice regarding the appropriateness of investing in any of the funds, securities, other investment or investment strategies that may have been discussed or referred herein and should understand that the views regarding future prospects may or may not be realized. In no event shall HSBC Mutual Fund/HSBC Asset management (India) Private Limited and / or its affiliates or any of their directors, trustees, officers and employees be liable for any direct, indirect, special, incidental or consequential damages arising out of the use of information / opinion herein.

This document is intended only for those who access it from within India and approved for distribution in Indian jurisdiction only. Distribution of this document to anyone (including investors, prospective investors or distributors) who are located outside India or foreign nationals residing in India, is strictly prohibited. Neither this document nor the units of HSBC Mutual Fund have been registered under Securities law/Regulations in any foreign jurisdiction. The distribution of this document in certain jurisdictions may be unlawful or restricted or totally prohibited and accordingly, persons who come into possession of this document are required to inform themselves about, and to observe, any such restrictions. If any person chooses to access this document from a jurisdiction other than India, then such person do so at his/her own risk and HSBC and its group companies will not be liable for any breach of local law or regulation that such person commits as a result of doing so.

© Copyright. HSBC Mutual Fund 2025, ALL RIGHTS RESERVED.
HSBC Mutual Fund, 9-11th Floor, NESCO - IT Park Bldg. 3, Nesco Complex, Western Express Highway, Goregaon East, Mumbai 400063. Maharashtra.
GST - 27AABCH0007N1ZS, Email: investor.line@mutualfunds.hsbc.co.in | Website: www.assetmanagement.hsbc.co/in