

# Fund Overview

HSBC Cash Fund

An Open Ended Liquid Scheme. Relatively low interest rate risk and relatively low credit risk.



January 2022

## Fund details

Launch Date	4 December 2002
Fund manager	Kapil Punjabi
Fund Manager	HSBC Asset Management (I) Pvt. Ltd.
Currency	INR
Fund Domicile	India
Benchmark	CRISIL Liquid Fund Index <sup>3</sup>
Dealing	Every Business Day
Cut-off Time <sup>1</sup>	13:30 for Subscriptions and Switch Ins, 15:00 for Redemption and Switch Outs
Settlement	T+1

Following Exit Load shall be applicable if switched out/redeemed within 7 Calendar Days.

	Investor exit upon subscription	Exit Load as a % of redemption proceeds
Exit Load	Day 1	0.0070%
	Day 2	0.0065%
	Day 3	0.0060%
	Day 4	0.0055%
	Day 5	0.0050%
	Day 6	0.0045%
	Day 7 Onwards	0.0000%

### Notes:

- Subscription is subject to availability of funds for utilisation before the cut-off time without availing any credit facility
- The Scheme is not a guaranteed or assured return Scheme. Investors may not get back the amount originally invested. There is no guarantee that the fund's investment objectives, including performance, will be achieved
- SEBI vide its circular no. SEBI/HO/IMD/IMD-II DF3/P/CIR/2021/652 dated October 27, 2021, on 'Guiding Principles for bringing uniformity in Benchmarks of Mutual Fund Schemes' has introduced two-tiered structure for benchmarking of certain categories of schemes. Accordingly, the benchmark has been classified as Tier 1 benchmark. Furthermore, the same is effective from 01 December 2021

<sup>^^</sup> Daily liquidity - As per the Regulations, the Fund shall dispatch the redemption proceeds within 10 Business Days from the date of acceptance of redemption request. Under normal circumstances, the Fund will endeavour to dispatch the redemption proceeds 1 Business Day from the date of receiving a valid redemption request before the cut off time.

## Fund aim and investment policy



Fund Manager - Kapil Punjabi  
Vice President & Fund Manager –  
Indian Fixed Income

- ◆ 15 years of industry experience in fixed income
- ◆ Joined HSBC Asset Management India in 2014
- ◆ Aims to provide reasonable returns, commensurate with low risk while providing a high level of liquidity, through a portfolio of money market and debt securities. However, there can be no assurance or guarantee that the investment objective of the scheme would be achieved.

## Overview

- ◆ Provides institutional investors with an opportunity to invest in short-term INR denominated money market instruments.
- ◆ Primary objectives/strategy includes:
  - Aim to preserve capital<sup>2</sup>
  - Daily liquidity <sup>^^</sup>
  - Active risk management
  - Extensive credit research

## Portfolio characteristics

Yield to Maturity <sup>2</sup>	3.65%
Current AUM (~INR m)	31936.8
Current WAM <sup>3</sup>	0.14 year
Maximum WAM <sup>3</sup>	91 days
Maximum Maturity	91 days
Minimum Overnight Liquidity	20%
Maximum Issuer concentration banks/corporates <sup>1</sup>	10% / 5%

## Fund Information

	Features
Current NAV	INR 2,088.6692
Settlement Date	T+1 <sup>6</sup>

Fund Name	Total Expense Ratio (TER) (as of 31 December 2021)	Minimum Application Amount (Rs)	Minimum Redemption/ Switch Account (Rs)
HCF (Other than Direct plan) <sup>5</sup>	0.23% <sup>4</sup>	5,000	1,000
HCF Direct Plan	0.13% <sup>4</sup>	5,000	1,000

HSBC Mutual Fund/HSBC Asset Management (India) Private Limited would update the current expense ratios (TER) on its website at least three working days prior to the effective date of the change. Details of such changes can be referred on the following link under the Daily TER section: <https://www.assetmanagement.hsbc.co.in/en/mutual-funds>

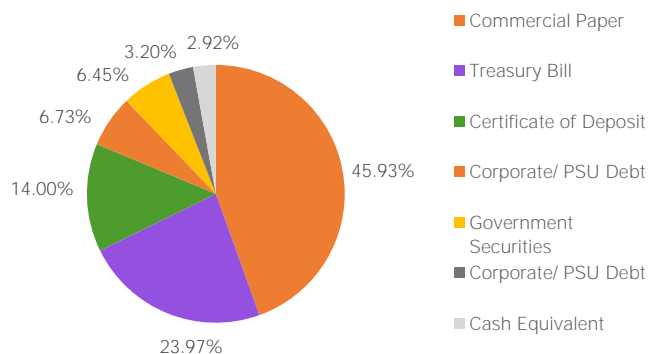
Source: HSBC Asset Management, data as of 31 December 2021

### Notes:

1. Subject to change without notice.
2. YTM based on investment amount
3. The Weighted Average Maturity (WAM) of the fund
4. TER is annualized and Includes GST on Investment Management fees
5. Continuing plans
6. As per the local regulations, the fund shall dispatch the redemption proceeds within 10 business days from the date of acceptance of redemption request. Under normal circumstances, the Fund will endeavour to dispatch the redemption proceeds within 1 business day from the date of receiving redemption request.

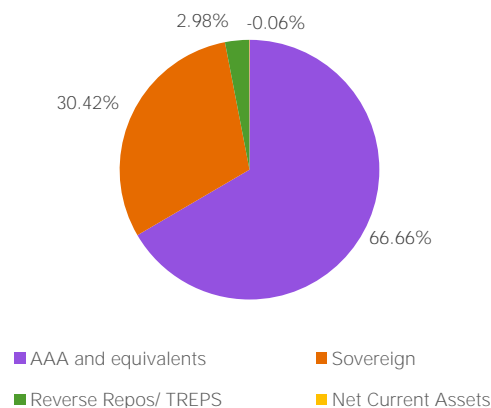
## Portfolio Compositions<sup>1</sup>

### Instrument Mix



## Credit Quality Mix – local\*

### credit rating agencies' short-term ratings



### Top 10 issuers/counterparties

	% NAV
364 DAYS TBILL RED 11-03-2022	12.96%
Reliance Industries	9.72%
HDFC Bank	9.68%
Axis Bank	6.76%
National Highways Authority of India	6.57%
ICICI Securities	6.39%
Housing Development Finance Corp	4.94%
REC	4.92%
L&T Finance	4.88%
Kotak Mahindra Investments	4.86%

## Investment process and team

Our investment process is active, fundamental and value driven. It combines qualitative top-down analysis of macroeconomic and market dynamics, with structured bottom-up research into individual bond issuers and fixed income securities. While investment decisions are taken locally to ensure focus and accountability, our portfolio managers in India are able to access the expertise and experience of our investment professionals worldwide in order to gain a truly global perspective.

The Fund is managed in India by Kapil Punjabi, who has over 15 years of investment experience. The team in India benefits from the broader HSBC Asset Management Liquidity team which manages money market assets across multiple currencies globally.

#### Notes:

\* The rating mentioned above refers to the local credit rating in India. The rating criteria and methodology used by Indian local rating agencies may be different from those adopted by most of the established international credit rating agencies. Therefore, the Indian local credit rating system may not provide an equivalent standard for comparison with securities rated by international credit rating agencies.

1. Subject to change without notice.

Source: HSBC Asset Management, All data as on 31 December 2021 except otherwise mentioned

Lump sum investment performance														
Fund / Benchmark (Value of Rs 10,000 invested)	7 Days		15 Days		30 Days		1 Year		3 Years		5 Years		Since Inception	
	Amount in Rs	Returns %	Amount in Rs	Returns %	Amount in Rs	Returns %	Amount in Rs	Returns (%)	Amount in Rs	Returns %	Amount in Rs	Returns %	Amount in Rs	Returns %
HSBC Cash Fund <sup>1</sup>	10,007	3.88	10,015	3.70	10,028	3.41	10,325	3.25	11,453	4.63	13,125	5.59	20,887	7.18
Scheme Benchmark (CRISIL Liquid Fund Index)	10,007	3.82	10,015	3.72	10,029	3.59	10,360	3.60	11,580	5.01	13,287	5.85	20,987	7.22
Additional Benchmark (CRISIL 1 Year T-Bill Index)*	10,008	4.06	10,011	2.76	10,024	3.02	10,349	3.49	11,786	5.63	13,332	5.92	20,079	6.78

Inception Date:  
04-Dec-02

**Performance of other funds managed by the Fund Manager**

Fund / Benchmark (Value of Rs 10,000 invested)	1 Year		3 Years		5 Years		Since Inception	
	Amount in Rs	Returns %	Amount in Rs	Returns %	Amount in Rs	Returns %	Amount in Rs	Returns %
HSBC Overnight Fund	10,310	3.10	NA	NA	NA	NA	10,982	3.65
Scheme Benchmark (CRISIL Overnight Index)	10,327	3.27	NA	NA	NA	NA	11,028	3.81
Additional Benchmark (CRISIL 1 Year T Bill Index)*	10,349	3.49	NA	NA	NA	NA	11,445	5.30
Additional Benchmark (Nifty 1D Rate Index)*	10,328	3.28	NA	NA	NA	NA	11,028	3.81
HSBC Ultra Short Duration Fund	10,348	3.48	NA	NA	NA	NA	10,856	4.36
Scheme Benchmark (CRISIL Ultra Short Term Debt Index)	10,416	4.16	NA	NA	NA	NA	10,999	5.07
Additional Benchmark (NIFTY Ultra Short Duration Debt Index)*	10,393	3.93	NA	NA	NA	NA	10,917	4.67
Additional Benchmark (CRISIL 1 Year T-Bill Index)*	10,349	3.49	NA	NA	NA	NA	10,911	4.64
HSBC Debt Fund	10,132	1.32	12,193	6.83	12,985	5.36	35,367	6.85
Scheme Benchmark (CRISIL Composite Bond Fund Index)	10,344	3.44	12,859	8.74	14,263	7.35	36,583	7.04
Additional Benchmark (CRISIL 10 year Gilt Index) *	10,135	1.35	12,232	6.94	12,963	5.32	31,128	6.14
HSBC Low Duration Fund <sup>2</sup>	10,320	3.20	10,375	1.23	11,750	3.28	16,605	5.63
Scheme Benchmark (CRISIL Low Duration Debt Index)	10,423	4.23	12,163	6.75	13,989	6.94	20,336	7.97
Additional Benchmark (CRISIL 1 Year T-Bill Index) *	10,349	3.49	11,786	5.63	13,332	5.92	18,120	6.63
HSBC Regular Savings Fund	10,815	8.15	12,988	9.10	14,317	7.43	46,264	8.95
Scheme Benchmark (CRISIL Hybrid 85+15 - Conservative Index)	10,707	7.07	13,542	10.63	15,519	9.18	43,277	8.55
Additional Benchmark (CRISIL 10 Year Gilt Index) *	10,135	1.35	12,232	6.94	12,963	5.32	27,092	5.74
HSBC Equity Hybrid Fund	12,056	20.56	15,409	15.49	NA	NA	15,989	15.82
Scheme Benchmark (CRISIL Hybrid 35+65 - Aggressive Fund Index) <sup>3</sup>	11,974	19.74	15,634	16.05	NA	NA	16,567	17.12
Additional Benchmark (Nifty 50 TRI) *	12,559	25.59	16,552	18.27	NA	NA	17,583	19.32

Inception Date:  
22-May-19

Inception Date:  
29-Jan-20

Inception Date:  
10-Dec-02

Inception Date:  
17-Oct-06

Inception Date:  
24-Feb-04

Inception Date:  
22-Oct-18

Fund / Benchmark (Value of Rs 10,000 invested)	6 Months		Since Inception	
	Amount in Rs	Returns %	Amount in Rs	Returns %
HSBC Global Equity Climate Change Fund	10,566	11.64	10,874	11.28
Scheme Benchmark (MSCI AC World TRI)	10,561	11.53	11,668	21.51
Additional Benchmark (Nifty 50 TRI)	10,949	19.87	11,788	23.06

Inception Date:  
22-Mar-21

Past performance may or may not be sustained in the future. Refer note below. HSBC Cash Fund - Fund Manager - Funds Managed by Kapil Punjabi (Total Schemes Managed 8) - Effective (14 March 2014), HSBC Overnight Fund - Fund Manager - Funds Managed by Kapil Punjabi (Total Schemes Managed 8) - Effective (22 May 2019), HSBC Ultra Short Duration Fund - Fund Manager - Funds Managed by Kapil Punjabi (Total Schemes Managed 8) - Effective (29 January 2020), HSBC Debt Fund - Fund Manager - Funds Managed by Kapil Punjabi (Total Schemes Managed 8) - Effective (18 February 2019), HSBC Low Duration Fund - Fund Manager - Funds Managed by Kapil Punjabi (Total Schemes Managed 8) - Effective (18 October 2014), HSBC Regular Savings Fund - Fund Manager - Funds Managed by Kapil Punjabi (For Debt Portion) (Total Schemes Managed 8) - Effective (18 February 2019), Fund Manager - Funds Managed by Gautam Bhupal (For Equity portion) (Total Schemes Managed 7) - Effective (23 July 2019), HSBC Equity Hybrid Fund - Fund Manager - Funds Managed by Neelotpal Sahai (For Equity) Total Schemes Managed - 5 - Effective (22 October 2018), Fund Manager - Funds Managed by Ranjithgopal K A (For Equity) Total Schemes Managed - 1 - Effective (23 July 2019), Fund Manager - Funds Managed by Kapil Punjabi (For Debt) Total Schemes Managed - 8 - Effective (18 February 2019), HSBC Global Equity Climate Change Fund - Funds Managed by Kapil Punjabi (Total Schemes Managed 8) - Effective (22 March 2021), Funds Managed by B. Aswin Kumar (For Overseas Investments) (Total Schemes Managed 4) - Effective (07 October 2021)

Past performance may or may not be sustained in the future. Refer note below. Data as on 31 Dec '21

Pursuant to the circular issued by SEBI on 'Categorization and Rationalization of the Schemes, there has been change in the fundamental attribute(s) of the aforesaid scheme(s) effective Mar 14, 2018.

\*Additional benchmark as per SEBI circular no. SEBI/HO/IMD/DF2/CIR/P/2021/024 dated March 04, 2021

<sup>1</sup> Pursuant to SEBI circular dated Sept 13, 2012, certain Plans / Options within the schemes have been discontinued to comply with a single plan structure. Since there was no continuous NAV history available for the surviving Plan prior to 19 May 2011, returns since the said date have been considered for calculating performance. The inception date of HSBC Cash Fund however is 4 December 2002.

<sup>2</sup> Pursuant to SEBI circular dated Sept 13, 2012, certain Plans / Options within the schemes have been discontinued to comply with a single plan structure. Since there was no continuous NAV history available for the surviving Plan prior to 1 October 2012, returns since the said date have been considered for calculating performance. The inception date of HSBC Low Duration Fund however is 17 October 2006.

The performance details provided herein are of other than Direct Plan - Growth Option. Returns on Rs 10,000 are point-to-point returns for the specific time period, invested at the start of the period. The returns for the respective periods are provided as on last available NAV of December 2021 for the respective Schemes. Returns 1 year and Above are Compounded Annualised. Returns for less than 1 year is Simple Annualised. Load is not taken into consideration for computation of performance. Different plans shall have a different expense structure. The expenses of the Direct Plan under the Scheme will be lower to the extent of the distribution expenses / commission charged to the Other than Direct Plan. The performance data of the scheme(s) managed by the respective Fund Manager which has/have not completed 6 month is not provided. The varying maturities of the close ended schemes, the performance of close-ended schemes is not provided as it is strictly not comparable with that of open ended schemes.

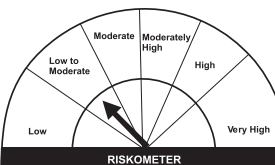

"SEBI vide its circular no. SEBI/HO/IMD/IMD-II DF3/P/CIR/2021/652 dated October 27, 2021, on 'Guiding Principles for bringing uniformity in Benchmarks of Mutual Fund Schemes' has introduced two-tiered structure for benchmarking of certain categories of schemes. Accordingly, the benchmark of the scheme has been classified as Tier 1 benchmark effective from 01 December 2021"

# Key risks

The value of investments and any income from them can go down as well as up and investors may not get back the amount originally invested.

- ◆ **Credit Risk:** Credit risk or default risk refers to the risk that an issuer of a fixed income security may default (i.e. will be unable to make timely principal and interest payments on the security).
- ◆ **Price-Risk or Interest Rate Risk:** As with all debt securities, changes in interest rates may affect the NAV of the Scheme(s) as the prices of securities increase as interest rates decline and decrease as interest rates rise.
- ◆ **Liquidity or Marketability Risk:** This refers to the ease with which a security can be sold at or near to its valuation yield-to-maturity (YTM). The primary measure of liquidity risk is the spread between the bid price and the offer price quoted by a dealer.
- ◆ **Reinvestment Risk:** This risk refers to the interest rate levels at which cash flows received from the securities in the Scheme(s) are reinvested. The additional income from reinvestment is the "interest on interest" component

For more risk factors check the KIM or visit <https://www.assetmanagement.hsbc.co.in/en/mutual-funds/investor-resources#>

HSBC Cash Fund Riskometer		
<p style="text-align: center;"><b>HSBC Cash Fund</b></p>  <p style="text-align: center;">Investors understand that their principal will be from Low to Moderate risk</p>	<p><b>Liquid Fund</b> - An Open Ended Liquid Scheme. Relatively low interest rate risk and relatively low credit risk.</p> <p><b>This product is suitable for investors who are seeking**:</b></p> <ul style="list-style-type: none"> <li>• Overnight Liquidity over short term.</li> <li>• Invests in Money Market Instruments.</li> </ul> <p><b>**Investors should consult their financial advisers if in doubt about whether the product is suitable for them.</b></p> <p><small>Please note that the above risk-o-meter is as per the product labelling of the Scheme available as on the date of this communication/ disclosure. As per SEBI circular dated October 5, 2020 on product labelling (as amended from time to time), risk-o-meter will be calculated on a monthly basis based on the risk value of the scheme portfolio based on the methodology specified by SEBI in the above stated circular. The AMC shall disclose the risk-o-meter along with portfolio disclosure for all their schemes on their respective website and on AMFI website within 10 days from the close of each month. Any change in risk-o-meter shall be communicated by way of Notice cum Addendum and by way of an e-mail or SMS to unitholders of that particular Scheme.</small></p>	<p style="text-align: center;"><b>Benchmark: CRISIL Liquid Fund Index</b></p> 

HSBC Overnight Fund Riskometer		
<p style="text-align: center;"><b>HSBC Overnight Fund</b></p>  <p style="text-align: center;">Investors understand that their principal will be at Low risk</p>	<p><b>Overnight Fund</b>- An open ended debt scheme investing in overnight securities. Relatively low interest rate risk and relatively low credit risk.</p> <p><b>This product is suitable for investors who are seeking**:</b></p> <ul style="list-style-type: none"> <li>• Income over short term and high liquidity</li> <li>• Investment in debt &amp; money market instruments with overnight maturity.</li> </ul> <p><b>**Investors should consult their financial advisers if in doubt about whether the product is suitable for them.</b></p> <p><small>Please note that the above risk-o-meter is as per the product labelling of the Scheme available as on the date of this communication/ disclosure. As per SEBI circular dated October 5, 2020 on product labelling (as amended from time to time), risk-o-meter will be calculated on a monthly basis based on the risk value of the scheme portfolio based on the methodology specified by SEBI in the above stated circular. The AMC shall disclose the risk-o-meter along with portfolio disclosure for all their schemes on their respective website and on AMFI website within 10 days from the close of each month. Any change in risk-o-meter shall be communicated by way of Notice cum Addendum and by way of an e-mail or SMS to unitholders of that particular Scheme.</small></p>	<p style="text-align: center;"><b>Benchmark: CRISIL Overnight Index</b></p> 

HSBC Ultra Short Duration Fund Riskometer		
<p style="text-align: center;"><b>HSBC Ultra Short Duration Fund</b></p>  <p style="text-align: center;">Investors understand that their principal will be from Low to Moderate risk</p>	<p><b>Ultra Short Duration Fund</b> - An Open ended Ultra-Short term debt scheme investing in instruments such that the Macaulay duration of the portfolio is between 3 months to 6 months. Relatively low interest rate risk and relatively low credit risk. Please refer page no. 9 Scheme Information Document on Macaulay duration.</p> <p><b>This product is suitable for investors who are seeking**:</b></p> <ul style="list-style-type: none"> <li>• Income over short term with Low volatility.</li> <li>• Investment in debt &amp; money market instruments such that the Macaulay Duration of the portfolio is between 3 months - 6 months.</li> </ul> <p><b>**Investors should consult their financial advisers if in doubt about whether the product is suitable for them.</b></p> <p><small>Please note that the above risk-o-meter is as per the product labelling of the Scheme available as on the date of this communication/ disclosure. As per SEBI circular dated October 5, 2020 on product labelling (as amended from time to time), risk-o-meter will be calculated on a monthly basis based on the risk value of the scheme portfolio based on the methodology specified by SEBI in the above stated circular. The AMC shall disclose the risk-o-meter along with portfolio disclosure for all their schemes on their respective website and on AMFI website within 10 days from the close of each month. Any change in risk-o-meter shall be communicated by way of Notice cum Addendum and by way of an e-mail or SMS to unitholders of that particular Scheme.</small></p>	<p style="text-align: center;"><b>Benchmark: CRISIL Ultra Short Term Debt Index</b></p> 

**Potential Risk Class (HSBC Cash Fund, HSBC Overnight Fund & HSBC Ultra Short Duration Fund)**

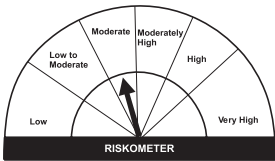
Credit Risk →		
Interest Rate Risk ↓	Relatively Low (Class A)	Moderate (Class B)
Relatively Low (Class I)	AI	Relatively High (Class C)
Moderate (Class II)		
Relatively High (Class III)		

"Potential Risk Class ("PRC") matrix indicates the maximum interest rate risk (measured by Macaulay Duration of the scheme) and maximum credit risk (measured by Credit Risk Value of the scheme) the fund manager can take in the scheme. PRC matrix classification is done in accordance with and subject to the methodology/guidelines prescribed by SEBI to help investors take informed decision based on the maximum interest rate risk and maximum credit risk the fund manager can take in the scheme, as depicted in the PRC matrix."

Please refer page no. 9 Scheme Information Document for explanation on Macaulay duration

### HSBC Debt Fund Riskometer

#### HSBC Debt Fund



Investors understand that their principal will be at Moderate risk

**Medium to Long Duration Fund** - An open ended Medium to Long Term Debt Scheme investing in instruments such that the Macaulay ^duration of the portfolio is between 4 years to 7 years. Relatively high interest rate risk and moderate credit risk. Please refer page no. 9 Scheme Information Document on Macaulay duration.

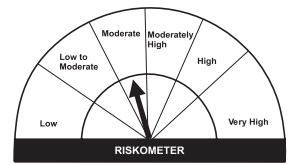
**This product is suitable for investors who are seeking\*\*:**

- Regular Income over long term
- Investment in diversified portfolio of fixed income securities such that the Macaulay^ duration of the portfolio is between 4 years to 7 years.

**\*\*Investors should consult their financial advisers if in doubt about whether the product is suitable for them.**

Please note that the above risk-o-meter is as per the product labelling of the Scheme available as on the date of this communication/ disclosure.' As per SEBI circular dated October 5, 2020 on product labelling (as amended from time to time), risk-o-meter will be calculated on a monthly basis based on the risk value of the scheme portfolio based on the methodology specified by SEBI in the above stated circular. The AMC shall disclose the risk-o-meter along with portfolio disclosure for all their schemes on their respective website and on AMFI website within 10 days from the close of each month. Any change in risk-o-meter shall be communicated by way of Notice cum Addendum and by way of an e-mail or SMS to unitholders of that particular Scheme.

#### Benchmark: CRISIL Composite Bond Fund Index



### Potential Risk Class (HSBC Debt Fund)

Credit Risk →

Interest Rate Risk ↓

Relatively Low (Class A)

Moderate (Class B)

Relatively High (Class C)

Relatively Low (Class I)

Moderate (Class II)

Relatively High (Class III)

BIII

"Potential Risk Class ('PRC') matrix indicates the maximum interest rate risk (measured by Macaulay Duration of the scheme) and maximum credit risk (measured by Credit Risk Value of the scheme) the fund manager can take in the scheme. PRC matrix classification is done in accordance with and subject to the methodology/guidelines prescribed by SEBI to help investors take informed decision based on the maximum interest rate risk and maximum credit risk the fund manager can take in the scheme, as depicted in the PRC matrix."

### HSBC Low Duration Fund Riskometer

#### HSBC Low Duration Fund



Investors understand that their principal will be from Low to Moderate risk

**Low Duration Fund** - An open ended Low Duration Debt Scheme investing in instruments such that the Macaulay ^duration of the portfolio is between 6 months to 12 months. Relatively low interest rate risk and moderate credit risk. Please refer page no. 9 Scheme Information Document on Macaulay duration.

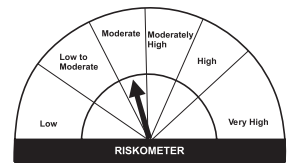
**This product is suitable for investors who are seeking\*\*:**

- Liquidity over short term.
- Investment in debt and money market instruments such that the Macaulay^ duration of the portfolio is between 6 months to 12 months.

**\*\*Investors should consult their financial advisers if in doubt about whether the product is suitable for them.**

Please note that the above risk-o-meter is as per the product labelling of the Scheme available as on the date of this communication/ disclosure.' As per SEBI circular dated October 5, 2020 on product labelling (as amended from time to time), risk-o-meter will be calculated on a monthly basis based on the risk value of the scheme portfolio based on the methodology specified by SEBI in the above stated circular. The AMC shall disclose the risk-o-meter along with portfolio disclosure for all their schemes on their respective website and on AMFI website within 10 days from the close of each month. Any change in risk-o-meter shall be communicated by way of Notice cum Addendum and by way of an e-mail or SMS to unitholders of that particular Scheme.

#### Benchmark: CRISIL Low Duration Debt Index



### Potential Risk Class (HSBC Low Duration Fund)

Credit Risk →

Interest Rate Risk ↓

Relatively Low (Class A)

Moderate (Class B)

Relatively High (Class C)

Relatively Low (Class I)

Moderate (Class II)

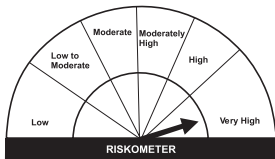
Relatively High (Class III)

B1

"Potential Risk Class ('PRC') matrix indicates the maximum interest rate risk (measured by Macaulay Duration of the scheme) and maximum credit risk (measured by Credit Risk Value of the scheme) the fund manager can take in the scheme. PRC matrix classification is done in accordance with and subject to the methodology/guidelines prescribed by SEBI to help investors take informed decision based on the maximum interest rate risk and maximum credit risk the fund manager can take in the scheme, as depicted in the PRC matrix."

### HSBC Global Equity Climate Change Fund of Fund Riskometer

#### HSBC Global Equity Climate Change Fund of Fund



Investors understand that their principal will be at Very High risk

**Fund of Funds (Overseas)** - An open ended fund of fund scheme investing in HSBC Global Investment Funds – Global Equity Climate Change

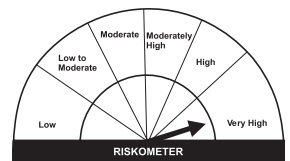
**This product is suitable for investors who are seeking\*\*:**

- To create wealth over long term
- Investment predominantly in companies positioned to benefit from climate change through fund of funds route

**\*\*Investors should consult their financial advisers if in doubt about whether the product is suitable for them.**

Please note that the above risk-o-meter is as per the product labelling of the Scheme available as on the date of this communication/ disclosure.' As per SEBI circular dated October 5, 2020 on product labelling (as amended from time to time), risk-o-meter will be calculated on a monthly basis based on the risk value of the scheme portfolio based on the methodology specified by SEBI in the above stated circular. The AMC shall disclose the risk-o-meter along with portfolio disclosure for all their schemes on their respective website and on AMFI website within 10 days from the close of each month. Any change in risk-o-meter shall be communicated by way of Notice cum Addendum and by way of an e-mail or SMS to unitholders of that particular Scheme.

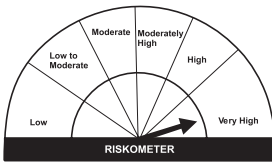
#### Benchmark: MSCI AC World TRI



Please refer page no. 9 Scheme Information Document for explanation on Macaulay duration

## HSBC Equity Hybrid Fund Riskometer

### HSBC Equity Hybrid Fund



Investors understand that their principal will be at Very High risk

**Aggressive Hybrid fund** - An open ended Hybrid scheme investing predominantly in equity and equity related instruments

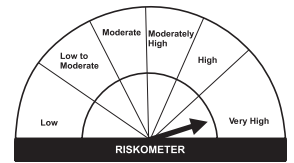
**This product is suitable for investors who are seeking\*\*:**

- Long term wealth creation and income.
- Invests in equity and equity related securities and fixed Income instruments.

**\*\*Investors should consult their financial advisers if in doubt about whether the product is suitable for them.**

Please note that the above risk-o-meter is as per the product labelling of the Scheme available as on the date of this communication/ disclosure. As per SEBI circular dated October 5, 2020 on product labelling (as amended from time to time), risk-o-meter will be calculated on a monthly basis based on the risk value of the scheme portfolio based on the methodology specified by SEBI in the above stated circular. The AMC shall disclose the risk-o-meter along with portfolio disclosure for all their schemes on their respective website and on AMFI website within 10 days from the close of each month. Any change in risk-o-meter shall be communicated by way of Notice cum Addendum and by way of an e-mail or SMS to unitholders of that particular Scheme.

**Benchmark: S&P BSE 200 TRI Index**

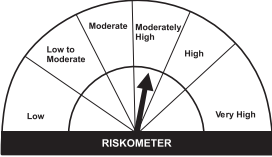


**Benchmark: CRISIL Composite Bond Fund Index**



## HSBC Regular Savings Fund Riskometer

### HSBC Regular Savings Fund



Investors understand that their principal will be at Moderately High risk

**Conservative Hybrid Fund**- An open ended Hybrid Scheme investing predominantly in debt instruments.

**This product is suitable for investors who are seeking\*\*:**

- Capital appreciation over medium to long term.
- Investment in fixed income (debt and money market instruments) as well as equity and equity related securities.

**\*\*Investors should consult their financial advisers if in doubt about whether the product is suitable for them.**

Please note that the above risk-o-meter is as per the product labelling of the Scheme available as on the date of this communication/ disclosure. As per SEBI circular dated October 5, 2020 on product labelling (as amended from time to time), risk-o-meter will be calculated on a monthly basis based on the risk value of the scheme portfolio based on the methodology specified by SEBI in the above stated circular. The AMC shall disclose the risk-o-meter along with portfolio disclosure for all their schemes on their respective website and on AMFI website within 10 days from the close of each month. Any change in risk-o-meter shall be communicated by way of Notice cum Addendum and by way of an e-mail or SMS to unitholders of that particular Scheme.

**Benchmark: CRISIL Hybrid 85+15 - Conservative Index)**



^^The Macaulay duration is the weighted average term to maturity of the cash flows from a bond. The weight of each cash flow is determined by dividing the present value of the cash flow by the price. Please refer page no. 9 Scheme Information Document for explanation on Macaulay duration

Source: HSBC Asset Management, India

## Disclaimer:

This document has been prepared by HSBC Asset Management (India) Private Limited (HSBC) for information purposes only and should not be construed as i) an offer or recommendation to buy or sell securities, commodities, currencies or other investments referred to herein; or ii) an offer to sell or a solicitation or an offer for purchase of any of the funds of HSBC Mutual Fund; or iii) an investment research or investment advice. It does not have regard to specific investment objectives, financial situation and the particular needs of any specific person who may receive this document. Investors should seek personal and independent advice regarding the appropriateness of investing in any of the funds, securities, other investment or investment strategies that may have been discussed or referred herein and should understand that the views regarding future prospects may or may not be realized. In no event shall HSBC Mutual Fund/HSBC Asset management (India) Private Limited and / or its affiliates or any of their directors, trustees, officers and employees be liable for any direct, indirect, special, incidental or consequential damages arising out of the use of information / opinion herein.

This document is intended only for those who access it from within India and approved for distribution in Indian jurisdiction only. Distribution of this document to anyone (including investors, prospective investors or distributors) who are located outside India or foreign nationals residing in India, is strictly prohibited. Neither this document nor the units of HSBC Mutual Fund have been registered under Securities law/Regulations in any foreign jurisdiction. The distribution of this document in certain jurisdictions may be unlawful or restricted or totally prohibited and accordingly, persons who come into possession of this document are required to inform themselves about, and to observe, any such restrictions. If any person chooses to access this document from a jurisdiction other than India, then such person do so at his/her own risk and HSBC and its group companies will not be liable for any breach of local law or regulation that such person commits as a result of doing so.

© Copyright. HSBC Asset Management (India) Private Limited 2021, ALL RIGHTS RESERVED.

HSBC Mutual Fund, 9-11th Floor, NESCO - IT Park Bldg. 3, Nesco Complex, Western Express Highway, Goregaon East, Mumbai 400063. Maharashtra.  
GST - 27AABCH0007N1ZS, Email: hsbcmf@camsonline.com | Website: www.assetmanagement.hsbc.co/in

Mutual fund investments are subject to market risks, read all scheme related documents carefully.