

## Product Note

### HSBC Money Market Fund (HMMF)

An open ended debt scheme investing in money market instruments. A Relatively Low interest rate risk and Moderate credit risk.

February 2024

Fund Category	Fund Manager	Benchmark <sup>1, 2</sup>	Inception Date	AUM <sup>3</sup> &
Money Market Fund	Kapil Lal Punjabi and Shriram Ramanathan	Nifty Money Market Index B-I	10 Aug 2005	Rs. 1120.82 Cr

Quantitative Data		Minimum Investment		
Average Maturity	113.45 Days	Lumpsum	SIP	Additional Purchase
Modified Duration	105.24 Days	₹ 5,000	₹ 500	₹ 1,000
Macaulay Duration	113.45 Days			
Yield to Maturity	7.59%			

### Why HSBC Money Market Fund?

- The scheme looks to position into maturity buckets to extract maximum value along the money market yield curve
- Low interest rate risk, given that maturity of instruments are below 1 year

### Fund Approach

- Aims to selectively invest in good quality credits, while also maintaining adequate portfolio liquidity
- Current investment is in mix of T-Bills, CDs and CPs
- To create a corpus by generating risk-adjusted returns

Entry Load\*: Not Applicable, Exit Load: NIL, In terms of 10.4.1.a. of SEBI Master Circular on Mutual Funds dated May 19, 2023, no entry load will be charged to investors. No exit load (if any) will be charged for units allotted under bonus / reinvestment of IDCW option. Exit load is not applicable for Segregated Portfolio.

Pursuant to SEBI circular no. CIR/IMD/DF/21/2012 dated September 13, 2012 and Gazette Notification dated September 26, 2012, in order to comply with the single plan structure amongst all the Schemes, it has been decided to discontinue acceptance of fresh purchases / additional purchases / switch-ins under Regular & Institutional Plan in HSBC Money Market Fund effective from October 1, 2012. All the discontinued Plans will continue to exist till the existing investors remain invested in the Plan(s). Only redemptions and switch-outs will be permitted in the discontinued Plans. Any additional investments or switch-in requests received in the name of the discontinued Plans will be processed under the available single Plan.

Month End Total Expenses Ratios (Annualized)<sup>4</sup> – Regular<sup>5</sup>: 0.57%, Direct: 0.25%

<sup>1</sup> As per clause 1.9 of the SEBI Master Circular dated May 19, 2023, on 'Guiding Principles for bringing uniformity in Benchmarks of Mutual Fund Schemes' has introduced two-tiered structure for benchmarking of certain categories of schemes. Accordingly, the benchmark has been classified as Tier 1 benchmark effective from 01 December 2021. <sup>2</sup> Fund's benchmark has changed with effect from April 01, 2022. Data as on 30 September 2023

<sup>3</sup> AUM is as on 31 January 2024.

<sup>4</sup> TER Annualized TER including GST on Investment Management Fees

<sup>5</sup> Continuing plans

<sup>6</sup> For disclosure of quarterly AUM/AAUM and AUM by geography, please visit our website: <https://www.assetmanagement.hsbc.co.in/en/mutual-funds/investor-resources/information-library#&accordion1446811090=4>

Note: The sector(s)/stock(s)/issuer(s) mentioned in this document do not constitute any research report nor it should be considered as an investment research, investment recommendation or advice to any reader of this content to buy or sell any stocks / investments. The Fund/portfolio may or may not have any existing / future position in these sector(s)/stock(s)/issuer(s).

Source – HSBC Mutual Fund, Data as of 31 January 2024. Past performance may or may not be sustained in the future and is not indicative of future results.

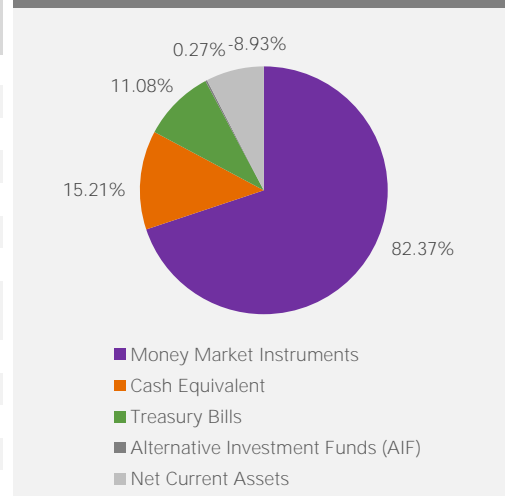
## Portfolio

Issuer	Rating	% to Net Assets
<b>Money Market Instruments</b>		
<b>Certificate of Deposit</b>		<b>54.90%</b>
Kotak Mahindra Bank Limited	CRISIL A1+	6.66%
State Bank of India	IND A1+	6.63%
Bank of Baroda	IND A1+	6.51%
HDFC Bank Limited	CARE A1+	6.50%
Axis Bank Limited	CRISIL A1+	6.28%
National Bank for Agriculture & Rural Development	CRISIL A1+	6.22%
Union Bank of India	ICRA A1+	4.46%
Canara Bank	CRISIL A1+	4.36%
Small Industries Development Bank of India	CRISIL A1+	4.17%
Punjab National Bank Limited	CARE A1+	3.11%
<b>Commercial Paper</b>		<b>27.47%</b>
Bajaj Housing Finance Limited	CRISIL A1+	4.41%
ICICI Securities Limited	CRISIL A1+	4.41%
SBICAP Securities Limited	ICRA A1+	4.35%
Panatone Finvest Limited	CRISIL A1+	4.12%
LIC Housing Finance Limited	CRISIL A1+	3.55%
L&T Finance Holdings Limited	CRISIL A1+	2.21%
Shriram Finance Limited	CRISIL A1+	2.21%
Export Import Bank of India	CRISIL A1+	2.21%
<b>Treasury Bills</b>		<b>11.08%</b>
364 DAYS T-BILL 07MAR24	SOVEREIGN	8.42%
364 DAYS T-BILL 14MAR24	SOVEREIGN	2.66%
<b>Alternative Investment Funds (AIF)</b>		<b>0.27%</b>
CDMDF CLASS A2	AIF	0.27%
<b>Cash Equivalent</b>		<b>6.28%</b>
<b>TREPS*</b>		<b>15.21%</b>
<b>Net Current Assets:</b>		<b>-8.93%</b>
<b>Total Net Assets as on 31-January-2024</b>		<b>100.00%</b>

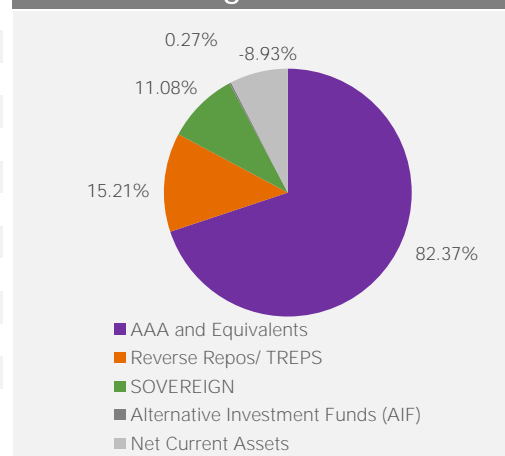
\*TREPS : Tri-Party Repo



## Asset Allocation



## Rating Portfolio



## Investment Objective

The primary objective of the Scheme is to generate regular income through investment in a portfolio comprising substantially of money market instruments. There is no assurance that the objective of the Scheme will be realized and the Scheme does not assure or guarantee any returns.

Fund Manager - Kapil Lal Punjabi Effective 26 Nov 2022. Total Schemes Managed - 10

Fund Manager - Shriram Ramanathan Effective 21 Mar 2020. Total Schemes Managed - 10

Lump Sum Investment Performance									Inception Date
Fund / Benchmark (Value of Rs 10,000 Invested)	1 Year		3 Years		5 Years		Since Inception		
	Amount in ₹	Returns %	Amount in ₹	Returns %	Amount in ₹	Returns %	Amount in ₹	Returns %	
HSBC Money Market Fund - Regular Plan	10707	7.07	11499	4.76	13046	5.46	35654	7.12	10-Aug-05
Scheme Benchmark (Nifty Money Market Index B-I)	10750	7.50	11708	5.39	13106	5.56	37565	7.42	
Additional Benchmark ((CRISIL 1 Year T Bill Index)	10691	6.91	11575	4.99	13100	5.55	29671	6.06	

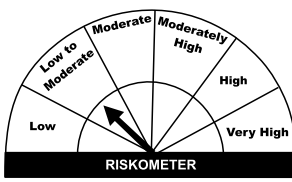
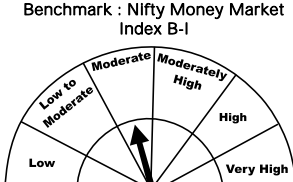
Past performance may or may not be sustained in the future and is not indicative of future results. The performance details provided herein are of Regular Plan - Growth Option. Returns on ₹10,000 are point-to-point returns for the specific time period, invested at the start of the period. The returns for the respective periods are provided as on last available NAV of January 2024 for the respective schemes. Returns for 1 year and above are Compounded Annualized. Returns for less than 1 year is Simple Annualized. Load is not taken into consideration for computation of performance. Different plans shall have a different expense structure. The expenses of the Direct Plan under the Scheme will be lower to the extent of the distribution expenses / commission charged to the Regular Plan. As per clause 5.9.1 of the SEBI Master Circular dated May 19, 2023, the scheme returns vis-a-vis the benchmark return (Total Return Index) shall be disclosed are provided from the date of allotment of units.

Post merger performance of the surviving scheme, arising out of merger of schemes with similar features, is computed as per the provisions of clause 13.4 of the SEBI Master Circular dated May 19, 2023, on Disclosure of Performance of Schemes post-merger using the weighted average performance of both transferor and transferee schemes. In other cases, performance is computed using the Applicable NAV of the surviving/continuing schemes.

Source: HSBC Mutual Fund, data as on 31 January 2024

[Click here](#) to check other funds performance managed by the Fund Manager

## Product Label

Scheme name and Type of scheme	Scheme Risk-o-meter	Benchmark Risk-o-meter
<p><b>HSBC Money Market Fund</b></p> <p>An open ended debt scheme investing in money market instruments. A Relatively Low interest rate risk and Moderate credit risk.</p> <p><b>This product is suitable for investors who are seeking*:</b></p> <ul style="list-style-type: none"> <li>• Generation of regular income over short to medium term</li> <li>• Investment in money market instruments</li> </ul>	 <p>Investors understand that their principal will be at Low to Moderate risk</p>	<p>Benchmark : Nifty Money Market Index B-I</p> 

\* Investors should consult their financial advisers if in doubt about whether the product is suitable for them.

**Note on Risk-o-meters:** Riskometer is as on 31 January 2024. Any change in risk-o-meter shall be communicated by way of Notice cum Addendum and by way of an e-mail or SMS to unitholders of that particular scheme

### Potential Risk Class (HSBC Money Market Fund)

Credit Risk →	Relatively Low (Class A)	Moderate (Class B)	Relatively High (Class C)
Interest Rate Risk ↓			
Relatively Low (Class I)		B-I	
Moderate (Class II)			
Relatively High (Class III)			

A Scheme with Relatively Low interest rate risk and Moderate credit risk.

Potential Risk Class ('PRC') matrix indicates the maximum interest rate risk (measured by Macaulay Duration of the scheme) and maximum credit risk (measured by Credit Risk Value of the scheme) the fund manager can take in the scheme. PRC matrix classification is done in accordance with and subject to the methodology/guidelines prescribed by SEBI to help investors take informed decision based on the maximum interest rate risk and maximum credit risk the fund manager can take in the scheme, as depicted in the PRC matrix.

Past performance may or may not be sustained in the future. Source: HSBC Mutual Fund, Data as on 31 January 2024

---

Disclaimer: This document has been prepared by HSBC Asset Management (India) Private Limited (HSBC) for information purposes only and should not be construed as i) an offer or recommendation to buy or sell securities, commodities, currencies or other investments referred to herein; or ii) an offer to sell or a solicitation or an offer for purchase of any of the funds of HSBC Mutual Fund; or iii) an investment research or investment advice. It does not have regard to specific investment objectives, financial situation and the particular needs of any specific person who may receive this document. Investors should seek personal and independent advice regarding the appropriateness of investing in any of the funds, securities, other investment or investment strategies that may have been discussed or referred herein and should understand that the views regarding future prospects may or may not be realized. In no event shall HSBC Mutual Fund/HSBC Asset management (India) Private Limited and / or its affiliates or any of their directors, trustees, officers and employees be liable for any direct, indirect, special, incidental or consequential damages arising out of the use of information / opinion herein.

This document is intended only for those who access it from within India and approved for distribution in Indian jurisdiction only. Distribution of this document to anyone (including investors, prospective investors or distributors) who are located outside India or foreign nationals residing in India, is strictly prohibited. Neither this document nor the units of HSBC Mutual Fund have been registered under Securities law/Regulations in any foreign jurisdiction. The distribution of this document in certain jurisdictions may be unlawful or restricted or totally prohibited and accordingly, persons who come into possession of this document are required to inform themselves about, and to observe, any such restrictions. If any person chooses to access this document from a jurisdiction other than India, then such person do so at his/her own risk and HSBC and its group companies will not be liable for any breach of local law or regulation that such person commits as a result of doing so.

© Copyright. HSBC Asset Management (India) Private Limited 2023, ALL RIGHTS RESERVED.

HSBC Mutual Fund, 9-11th Floor, NESCO - IT Park Bldg. 3, Nesco Complex, Western Express Highway, Goregaon East, Mumbai 400063. Maharashtra.  
GST - 27AABCH0007N1ZS, Email: investor.line@mutualfunds.hsbc.co.in | Website: www.assetmanagement.hsbc.co/in

Mutual Fund investments are subject to market risks, read all scheme related documents carefully.