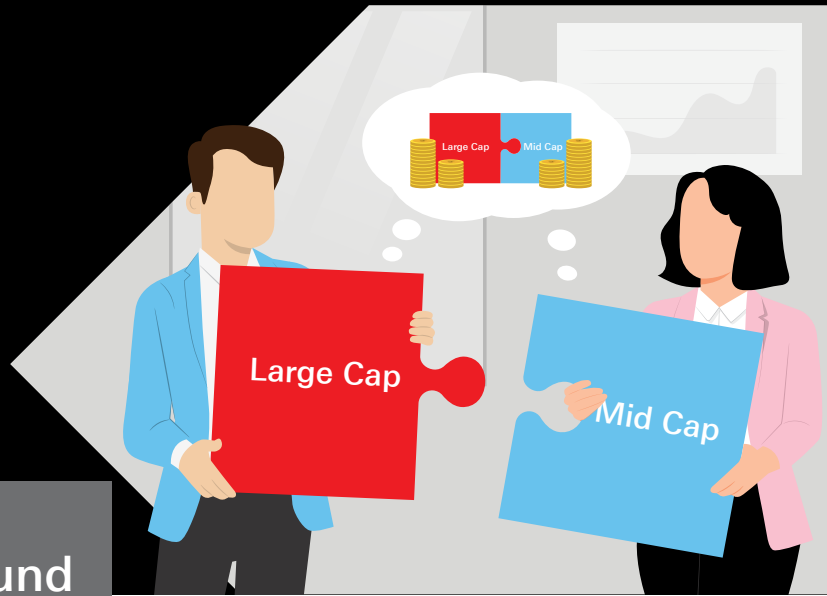


The power of two. In one fund.



Invest in HSBC Large and Mid Cap Fund

(An open ended equity scheme investing in both large cap and mid cap stocks.)

Rs.1 lakh has grown to

Rs. **1.7** lakhs¹
since inception at

14.1 %
CAGR¹

Monthly SIP of Rs.10,000
since inception has grown to

Rs. **7.6** lakhs²

at **18.1** %
XIRR²
as of 31 July 2023.

Why choose HSBC Large and Mid Cap Fund?



Aim to achieve lower volatility and performance consistency with optimal allocation to large caps



True to label fund – The fund will stay true to its objective in keeping with the mandate reposed by the investor whilst investing in the fund



Aim to increase the possibility of alpha generation and accelerated growth with potential of mid caps



To create a corpus through generating inflation-adjusted returns to cater to long-term goals



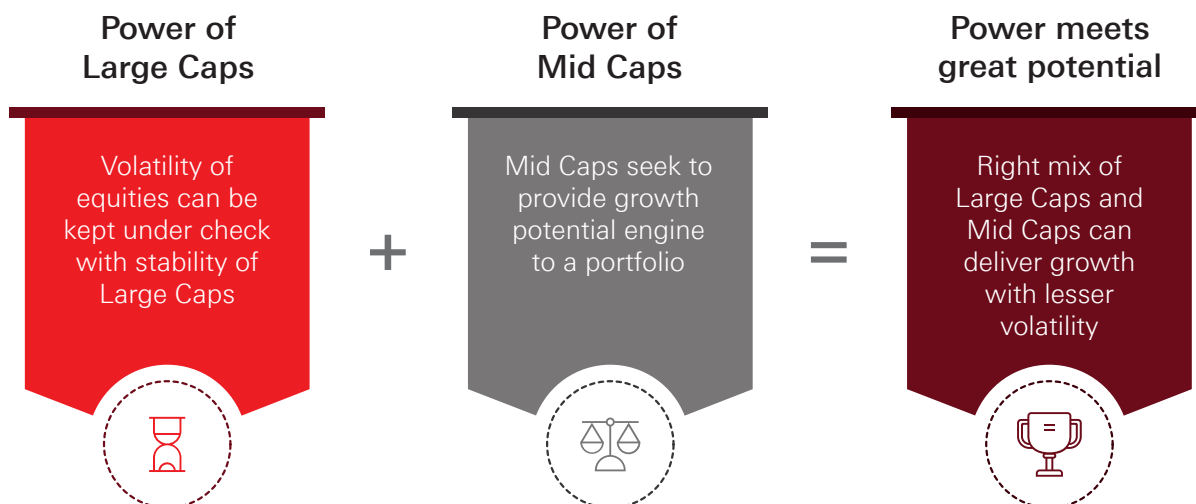
A top down and bottom-up approach will be used to invest in equity and equity related instruments

¹As on 31 July 2023 of Growth option - regular plan. During the same period, scheme benchmark (Nifty Large Midcap 250 TRI) has moved by 2.0X to Rs. 2,01,560 from Rs.100,000 and delivered returns of 17.50%. Please refer page no. 2 for detailed performance of HSBC Large and Mid Cap Fund.

²During the same period, value of scheme benchmark (Nifty Large Midcap 250 TRI) has moved by 22% XIRR to 8,31,713.

Source - HSBC Mutual Fund, Data as on 31 July 2023

Fund Category	Fund Manager	Benchmark ³	Inception Date	AUM
Large & Mid Cap Fund	Cheenu Gupta and Neelotpal Sahai	NIFTY Large Midcap 250 TRI	28 Mar 2019	Rs. 2301.98 Cr



Top 5 Holdings

Portfolio	% of net assets
HDFC Bank Limited	3.80%
Larsen & Toubro Limited	3.70%
Cholamandalam Investment & Finance Company	3.07%
CG Power and Industrial Solutions Limited	2.97%
Mahindra & Mahindra Financial Services Limited	2.91%

Top 5 Sectors

Sector - Allocation	% of net assets
Banks	12.38%
Finance	9.68%
IT - Software	9.24%
Auto Components	7.86%
Electrical Equipment	7.21%

Fund Managers - Cheenu Gupta (No of Schemes Managed – 8) - Managing Fund Since 26 Nov 2022 and Neelotpal Sahai (No of Schemes Managed – 4) - Managing Fund Since 28 Mar 2019 and Sonal Gupta (No of Schemes Managed - 5, for investment in foreign securities)

Stock specific information provided above is based on Portfolio details as on July 31, 2023. The scheme may or may not have future positions in this stock. The above should not be construed as an investment advice or research report or recommendation to buy or sell any stock mentioned above. Past performance may or may not sustain and doesn't guarantee the future performance.

Lump Sum Investment Performance

Fund / Benchmark (Value of Rs 10,000 invested)	1 Year		3 Year		5 Year		Since Inception		Since Date
	Amount (Rs)	PTP Returns (%)	Amount (Rs)	PTP Returns (%)	Amount (Rs)	PTP Returns (%)	Amount (Rs)	PTP Returns (%)	
HSBC Large and Mid Cap Fund-Regular	12101	20.89	18637	23.06	NA	NA	17785	14.17	
Scheme Benchmark (NIFTY Large Midcap 250 TRI)	12061	20.49	21235	28.53	NA	NA	20156	17.50	28-Mar-2019
Additional Benchmark (Nifty 50 TRI)	11628	16.18	18479	22.71	NA	NA	17989	14.47	

³As per clause 1.9 of the SEBI Master Circular dated May 19, 2023, on 'Guiding Principles for bringing uniformity in Benchmarks of Mutual Fund Schemes' has introduced two-tiered structure for benchmarking of certain categories of schemes. Accordingly, the benchmark has been classified as Tier 1 benchmark effective from 01 December 2021.

Source - HSBC Mutual Fund, Data as on 31 July 2023

Performance of other funds managed by the Fund Manager

Fund / Benchmark (Value of Rs 10,000 invested)	1 Year		3 Year		5 Year		Since Inception		Since Date
	Amount (Rs)	PTP Returns (%)	Amount (Rs)	PTP Returns (%)	Amount (Rs)	PTP Returns (%)	Amount (Rs)	PTP Returns (%)	
HSBC Large Cap Fund – Regular ⁸	11523	5.14	17218	19.86	16819	10.95	376246	19.20	10-Dec-02
Scheme Benchmark (NIFTY 100 TRI)	11416	14.08	18134	21.95	17908	12.35	NA	NA	
Additional Benchmark (Nifty 50 TRI)	11628	16.18	18479	22.71	18447	13.02	245306	16.76	
HSBC ELSS Fund-Regular	11853	18.42	17989	21.62	15845	9.64	89900	13.43	27-Feb-06
Scheme Benchmark (Nifty 500 TRI)	11735	17.25	19490	24.91	18666	13.29	78796	12.57	
Additional Benchmark (Nifty 50 TRI)	11628	16.18	18479	22.71	18447	13.02	79624	12.64	
HSBC Mid Cap Fund-Regular ⁹	12051	20.38	19385	24.69	17110	11.33	241503	18.26	09-Aug-04
Scheme Benchmark (NIFTY Midcap 150 TRI)	12715	26.98	24713	35.2	22157	17.24	NA	NA	
Additional Benchmark (Nifty 50 TRI)	11628	16.18	18479	22.71	18447	13.02	152923	15.45	
HSBC Tax Saver Equity Fund-Regular	11322	13.14	18261	22.23	16629	10.7	62425	11.68	05-Jan-07
Scheme Benchmark (Nifty 500 TRI)	11735	17.25	19490	24.91	18666	13.29	62161	11.65	
Additional Benchmark (Nifty 50 TRI)	11628	16.18	18479	22.71	18447	13.02	60495	11.47	
HSBC Balanced Advantage Fund-Regular	11155	11.49	12962	9.03	14411	7.58	34183	10.35	07-Feb-11
Scheme Benchmark (Nifty 50 Hybrid composite debt 50:50 Index)	11201	11.94	14699	13.7	16845	10.99	35004	10.56	
Additional Benchmark (S&P BSE Sensex TRI)	11703	16.93	18329	22.38	18773	13.42	43762	12.55	
HSBC Conservative Hybrid Fund - Regular	10786	7.82	12423	7.5	14008	6.97	47788	8.38	24-Feb-04
Scheme Benchmark (NIFTY 50 Hybrid Composite Debt 15:85 Index)	10893	8.88	12412	7.47	15292	8.86	47775	8.38	
Additional Benchmark (CRISIL 10 year Gilt Index)	10793	7.89	10891	2.89	13686	6.47	28630	5.56	
HSBC Equity Savings Fund-Regular	11118	11.12	14639	13.55	14599	7.86	25581	8.29	18-Oct-11
Scheme Benchmark (NIFTY Equity Savings Index)	11013	10.07	13726	11.13	15295	8.87	29645	9.65	
Additional Benchmark (CRISIL 10 year Gilt Index)	10793	7.89	10891	2.89	13686	6.47	21601	6.75	
HSBC Aggressive Hybrid Fund-Regular	11534	15.25	15836	16.56	15453	9.09	41203	12.01	07-Feb-11
Scheme Benchmark (NIFTY 50 Hybrid Composite Debt 65:35 Index)	11330	13.23	15768	16.39	17415	11.73	37535	11.18	
Additional Benchmark (Nifty 50 TRI)	11628	16.18	18479	22.71	18447	13.02	42678	12.33	
HSBC Focused Fund-Regular	11520	15.11	16970	19.28	NA	NA	17222	19.69	22-Jul-20
Scheme Benchmark (Nifty 500 TRI)	11735	17.25	19490	24.91	NA	NA	19472	24.65	
Additional Benchmark (Nifty 50 TRI)	11628	16.18	18479	22.71	NA	NA	18388	22.31	

SIP Performance - HSBC Large and Mid Cap Fund - Reg

Scheme Name & Benchmarks	1 Year	3 Years	5 Years	Since Inception	Inception Date
Total amount invested (₹)	120000	360000	NA	520000	28-Mar-2019
Market Value as on July 31, 2023 (₹)	1,36,919	4,66,667	NA	7,66,587	
Scheme Returns (%)	27.28	17.63	NA	18.09	
NIFTY Large Midcap 250 TRI - Scheme Benchmark (₹)	1,37,396	4,86,366	NA	8,31,713	
NIFTY Large Midcap 250 TRI - Scheme Benchmark Returns (%)	28.08	20.59	NA	22.03	
Nifty 50 TRI - Additional Benchmark (₹)	1,33,069	4,58,661	NA	7,60,067	
Nifty 50 TRI - Additional Benchmark Returns (%)	20.9	16.41	NA	17.68	

PTP returns – Point to Point returns. As per clause 5.9.1 of the SEBI Master Circular dated May 19, 2023 the scheme returns vis-à-vis the benchmark return (Total Return Index) shall be disclosed are provided from the date of allotment of units. | IDCW are assumed to be reinvested and Bonus is adjusted. | The performance details provided herein is of Regular Plan - Growth Option. Returns on ₹10,000 are point-to-point returns for the specific time period, invested at the start of the period. The returns for the respective periods are provided as on last available NAV of July 2023 for the respective Schemes. | Returns for 1 year and above are Compounded Annualized. Returns for less than 1 year is Simple Annualized. Load is not taken into consideration for computation of performance. Different plans shall have a different expense structure. The expenses of the Direct Plan under the Scheme will be lower to the extent of the distribution expenses / commission charged to the Regular Plan. Considering the varying maturities of the close ended schemes, the performance of close-ended schemes is not provided as it is strictly not comparable with that of open-ended schemes.

Post merger performance of the surviving scheme, arising out of merger of schemes with similar features, is computed as per the provisions of clause 13.4 of the SEBI Master Circular dated May 19, 2023 on Disclosure of Performance of Schemes post-merger using the weighted average performance of both transferor and transferee schemes. In other cases, performance is computed using the Applicable NAV of the surviving/continuing schemes.

For SIP returns, monthly investment of Rs.10,000 invested on the 1st day of every month has been considered. SIP Return are calculated on XIRR basis.

Note - Sonal Gupta shall be dedicated fund manager for investments in foreign securities by all the schemes of HSBC Mutual Fund.

Source - HSBC Mutual Fund, Data as on 31 July 2023

⁸HSBC Large Cap Fund: The launch date of the Nifty 100 TRI is Jan 01, 2003 whereas the inception date of the scheme is Dec 10, 2002. The corresponding benchmark returns since inception of the scheme not available.

⁹HSBC Mid Cap Fund: The launch date of the S&P BSE 150 Mid Cap TRI is November 30, 2017 whereas the inception date of the scheme is August 09, 2004. The corresponding benchmark returns since inception of the scheme is not available.

Name of Scheme	Fund Manager	No. of funds managed and Co-managed
HSBC Large & Mid Cap Fund	Cheenu Gupta- Since Nov 26, 2022 Neelotpal Sahai- Since Mar 28, 2019	Cheenu Gupta- 8 Neelotpal Sahai- 4
HSBC Large Cap Fund	Neelotpal Sahai- Since May 27, 2013 Gautam Bhupal- Since Jun 01, 2023	Neelotpal Sahai- 4 Gautam Bhupal- 8
HSBC ELSS Fund	Cheenu Gupta- Since Jul 02, 2021 Gautam Bhupal- Since Nov 26, 2022	Cheenu Gupta- 8 Gautam Bhupal- 8
HSBC Midcap Fund	Vihang Shankar Naik- Since Jun 28, 2016 Cheenu Gupta- Since Nov 26, 2022	Vihang Shankar Naik- 4 Cheenu Gupta- 8
HSBC Tax Saver Fund	Gautam Bhupal- Since Jul 23, 2019 Cheenu Gupta- Since Nov 26, 2022	Gautam Bhupal- 8 Cheenu Gupta- 8
HSBC Balanced Advantage Fund	Neelotpal Sahai (Equity)- Since Nov 26, 2022 Mahesh Chhabria (Fixed Income)- Since Jul 15, 2023	Neelotpal Sahai- 4 Mahesh Chhabria- 10
HSBC Conservative Hybrid Fund	Mahesh Chhabria (Fixed Income)- Since Jul 15, 2023 Cheenu Gupta (Equity)- Since Nov 26, 2022	Mahesh Chhabria- 10 Cheenu Gupta- 8
HSBC Equity Savings Fund	Cheenu Gupta (Equity)- Since Jul 02, 2021 Mahesh Chhabria (Fixed Income)- Since Jul 15, 2023	Cheenu Gupta- 8 Mahesh Chhabria- 10
HSBC Aggressive Hybrid Fund	Cheenu Gupta (Equity)- Since Jul 02, 2021 Shriram Ramanathan (Fixed Income)- Since May 30, 2016	Cheenu Gupta- 8 Shriram Ramanathan- 11
HSBC Focused Fund	Neelotpal Sahai- Since Jul 29, 2020 Cheenu Gupta- Since Jun 01, 2023	Neelotpal Sahai- 4 Cheenu Gupta- 8

Note - Sonal Gupta is dedicated fund manager for investments in foreign securities by all the schemes of HSBC Mutual Fund.

Call 1800 200 2434

www.assetmanagement.hsbc.co.in

Follow us on     

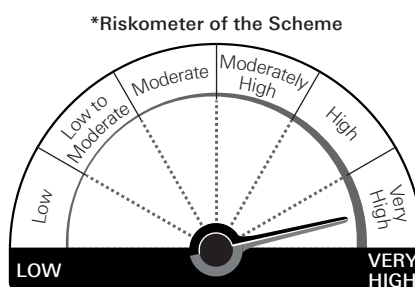
HSBC Large and Mid Cap Fund (An open ended equity scheme investing in both large cap and mid cap stocks.)

This product is suitable for investors who are seeking*:

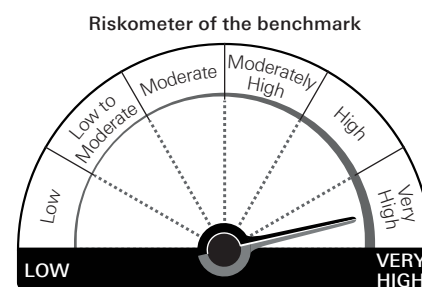
- Long term wealth creation and income
- Investment predominantly in equity and equity related securities of Large and Mid cap companies

(Benchmark : NIFTY Large Midcap 250 TRI)

***Investors should consult their financial advisers if in doubt about whether the product is suitable for them.**



Investors understand that their principal will be at Very High risk



The risk-o-meter is as per the product labelling of the Scheme available as on the date of this communication. Any change in risk-o-meter shall be communicated by way of Notice cum Addendum and by way of an e-mail /SMS to unitholders of the Scheme. Please refer the website of the AMC (www.assetmanagement.hsbc.co.in) for the details on change in the riskometer.

Past performance may or may not be sustained in the future. Source: HSBC Mutual Fund, data as at 31 July 2023

Disclaimer: This document has been prepared by HSBC Asset Management (India) Private Limited (HSBC) for information purposes only and should not be construed as i) an offer or recommendation to buy or sell securities, commodities, currencies or other investments referred to herein; or ii) an offer to sell or a solicitation or an offer for purchase of any of the funds of HSBC Mutual Fund; or iii) an investment research or investment advice. It does not have regard to specific investment objectives, financial situation and the particular needs of any specific person who may receive this document. Investors should seek personal and independent advice regarding the appropriateness of investing in any of the funds, securities, other investment or investment strategies that may have been discussed or referred herein and should understand that the views regarding future prospects may or may not be realized. In no event shall HSBC Mutual Fund/HSBC Asset management (India) Private Limited and / or its affiliates or any of their directors, trustees, officers and employees be liable for any direct, indirect, special, incidental or consequential damages arising out of the use of information / opinion herein.

This document is intended only for those who access it from within India and approved for distribution in Indian jurisdiction only. Distribution of this document to anyone (including investors, prospective investors or distributors) who are located outside India or foreign nationals residing in India, is strictly prohibited. Neither this document nor the units of HSBC Mutual Fund have been registered under Securities law/Regulations in any foreign jurisdiction. The distribution of this document in certain jurisdictions may be unlawful or restricted or totally prohibited and accordingly, persons who come into possession of this document are required to inform themselves about, and to observe, any such restrictions. If any person chooses to access this document from a jurisdiction other than India, then such person do so at his/her own risk and HSBC and its group companies will not be liable for any breach of local law or regulation that such person commits as a result of doing so.

© Copyright. HSBC Asset Management (India) Private Limited 2023, ALL RIGHTS RESERVED.

HSBC Mutual Fund, 9-11th Floor, NESCO - IT Park Bldg. 3, Nesco Complex, Western Express Highway, Goregaon East, Mumbai 400063. Maharashtra.

GST - 27AABCH0007N1ZS, Email: investor.line@mutualfunds.hsbc.co.in | Website: www.assetmanagement.hsbc.co/in