

## Product Note

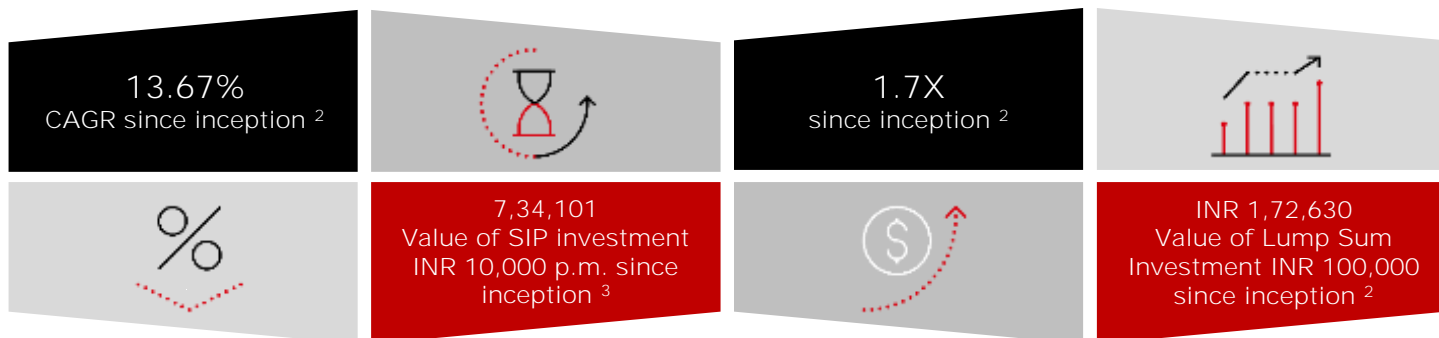
### HSBC Large and Mid Cap Fund (HLMF) (Formerly known as HSBC Large & Mid Cap Equity Fund)

Large and Mid Cap Fund - An open ended equity scheme investing in both large cap and mid cap stocks.

(L&T Large & Mid Cap Fund has merged into HSBC Large & Mid Cap Equity Fund and the surviving scheme has been renamed)

July 2023

Fund Category	Fund Manager <sup>5</sup>	Benchmark <sup>1</sup>	Inception Date	AUM
Large & Mid Cap Fund	Cheenu Gupta and Neelotpal Sahai	NIFTY Large Midcap 250 TRI	28 Mar 2019	Rs. 2236.17 Cr



Portfolio	% of net assets
HDFC Bank Limited	5.69%
Larsen & Toubro Limited	3.52%
Mahindra & Mahindra Financial Services Limited	3.39%
Cholamandalam Investment & Finance Company Limited	3.18%
CG Power and Industrial Solutions Limited	2.88%
TVS Motor Company Limited	2.77%
ICICI Bank Limited	2.76%
Sun Pharmaceutical Industries Limited	2.62%
KPIT Technologies Limited	2.61%
The Indian Hotels Company Limited	2.21%

Sector - Allocation	% of net assets
Banks	13.98%
Finance	10.45%
IT - Software	9.87%
Electrical Equipment	7.13%
Auto Components	6.47%
Consumer Durables	6.11%
Pharmaceuticals & Biotechnology	5.09%
Automobiles	4.13%
Leisure Services	3.88%
Industrial Products	3.56%

Risk Ratios <sup>4</sup>	
Standard Deviation	13.48%
Beta	0.82
Sharpe Ratio <sup>5</sup>	1.19
R2	0.87

Load / Expenses	
Entry Load	NA
Exit Load - NIL (after 1 year), 1% (before 1 year) <sup>6</sup>	
Expense ratio (Other than Direct) <sup>7</sup>	2.05%
Expense ratio (Direct)	1.01%

<sup>1</sup> SEBI vide its circular no. SEBI/HO/IMD/IMD-II DF3/P/ CIR/2021/652 dated October 27, 2021, on 'Guiding Principles for bringing uniformity in Benchmarks of Mutual Fund Schemes' has introduced two-tiered structure for benchmarking of certain categories of schemes. Accordingly, the benchmark has been classified as Tier 1 benchmark. Furthermore, the same is effective from 01 December 2021

<sup>2</sup> As on 30 June 2023 of Growth option. During the same period, scheme benchmark (Nifty Large Midcap 250 TRI) has moved by 1.9X to Rs. 19,3,090 from Rs.100,000 and delivered returns of 16.70%. Please refer page no. 3 for detailed performance of HSBC Large and Mid Cap Fund.

<sup>3</sup> During the same period, value of scheme benchmark (Nifty Large Midcap 250 TRI) has moved to 786,787

<sup>4</sup> Ratios disclosed are as per monthly returns (Annualized) for the last 3 years.

<sup>5</sup> Risk free rate: 6.90% (FIMMDA-NSE Mibor) as on June 30, 2023).

Refer to the Fund's website, [www.assetmanagement.hsbc.co.in](http://www.assetmanagement.hsbc.co.in) for monthly portfolio disclosures.

<sup>6</sup> Exit Load - If the units redeemed or switched out are upto 10% of the units purchased or switched in ("the limit") within 1 year from the date of allotment - Nil

• If units redeemed or switched out are over and above the limit within 1 year from the date of allotment - 1% • If units are redeemed or switched out on or after 1 year from the date of allotment - Nil

<sup>7</sup> Continuing plans

Data as on 30 June 2023

## Why HSBC Large and Mid Cap Fund?

- To achieve relatively lower volatility and performance consistency with optimal allocation to large caps
- To increase the possibility of alpha generation and accelerated growth with potential of mid caps
- A top down and bottom up approach will be used to invest in equity and equity related instruments
- True to label fund – The fund will stay true to its objective in keeping with the mandate reposed by the investor whilst investing in the fund
- To create a corpus through generating inflation-adjusted returns to cater to long-term goals

## Fund Philosophy

- Prefer dominant and scalable businesses available at reasonable valuations.
- Profit pool consolidation with dominant players to continue and disruption to accelerate this shift.
- Stock selection focuses on earnings growth trajectory and within that, the emphasis lies on earnings surprises.
- We would be looking to be in large caps where scale will be an advantage (like banks), while midcaps will be sector leaders or niche players in their respective business. For example, specialty chemicals, tiles etc. In some cases, like real estate (which is a regional market share consolidation play), we have a mix of large and mid-cap players.

## Investment Objective

To seek long term capital growth through investments in both large cap and mid cap stocks. However, there is no assurance that the investment objective of the Scheme will be achieved.

HSBC Large and Mid Cap Fund (HLMF) | Product Note  
[ July 2023 ]

Fund Managers - Cheenu Gupta (No of Schemes Managed – 8) - Managing Fund Since 26 Nov 2022 and Neelotpal Sahai (No of Schemes Managed – 4) - Managing Fund Since 28 Mar 2019 and Sonal Gupta (No of Schemes Managed - 4, for investment in foreign securities)

Lump Sum Investment Performance									Inception Date
Fund / Benchmark (Value of Rs 10,000 invested)	1 Year		3 Years		5 Years		Since Inception		
	Amount in Rs	PTP Returns %	Amount in Rs	PTP Returns %	Amount in Rs	PTP Returns %	Amount in Rs	PTP Returns %	
HSBC Large and Mid Cap Fund-Regular	12970	29.70	19298	24.50	NA	NA	17263	13.67	28-Mar-19
Scheme Benchmark (NIFTY Large Midcap 250 TRI)	12772	27.72	21528	29.12	NA	NA	19309	16.70	
Additional Benchmark (Nifty 50 TRI)	12291	22.91	19315	24.54	NA	NA	17460	13.98	

Performance of other funds managed by the Fund Manager									Inception Date
Fund / Benchmark (Value of Rs 10,000 invested)	1 Year		3 Years		5 Years		Since Inception		
	Amount in Rs	PTP Returns %	Amount in Rs	PTP Returns %	Amount in Rs	PTP Returns %	Amount in Rs	PTP Returns %	
HSBC Large Cap Fund – Regular <sup>8</sup>	12374	23.74	17870	21.35	17244	11.50	365737	19.13	10-Dec-02
Scheme Benchmark (Nifty 100 TRI)	12111	21.11	18855	23.54	18418	12.98	NA	NA	
Additional Benchmark (Nifty 50 TRI)	12291	22.91	19315	24.54	19018	13.70	238088	16.66	
HSBC ELSS Fund-Regular	12862	28.62	18691	23.18	16262	10.20	88570	13.40	27-Feb-06
Scheme Benchmark (Nifty 500 TRI)	12390	23.90	20030	26.06	18963	13.64	75816	12.39	
Additional Benchmark (Nifty 50 TRI)	12291	22.91	19315	24.54	19018	13.70	77281	12.51	
HSBC Mid Cap Fund-Regular <sup>9</sup>	12338	23.38	19046	23.96	16746	10.85	226738	17.95	09-Aug-04
Scheme Benchmark (NIFTY Midcap 150 TRI)	13440	34.40	24428	34.68	21838	16.89	NA	NA	
Additional Benchmark (Nifty 50 TRI)	12291	22.91	19315	24.54	19018	13.70	148422	15.34	
HSBC Tax Saver Equity Fund-Regular	12057	20.57	18666	23.13	16832	10.96	60082	11.49	05-Jan-07
Scheme Benchmark (Nifty 500 TRI)	12390	23.90	20030	26.06	18963	13.64	59809	11.45	
Additional Benchmark (Nifty 50 TRI)	12291	22.91	19315	24.54	19018	13.70	58715	11.33	
HSBC Balanced Advantage Fund-Regular	11260	12.60	13214	9.74	14294	7.40	33361	10.20	07-Feb-11
Scheme Benchmark (Nifty 50 Hybrid composite debt 50:50 Index)	11566	15.66	15099	14.72	17162	11.39	34409	10.48	
Additional Benchmark (S&P BSE Sensex TRI)	12367	23.67	19263	24.43	19404	14.16	42530	12.38	
HSBC Conservative Hybrid Fund - Regular	11081	10.81	12571	7.92	14205	7.26	47493	8.38	24-Feb-04
Scheme Benchmark (NIFTY 50 Hybrid Composite Debt 15:85 Index)	11058	10.58	12590	7.98	15446	9.07	47389	8.37	
Additional Benchmark (CRISIL 10 year Gilt Index)	10928	9.28	10959	3.10	13872	6.76	28578	5.57	
HSBC Equity Savings Fund-Regular	11304	13.04	15172	14.91	14731	8.05	25337	8.27	18-Oct-11
Scheme Benchmark (NIFTY Equity Savings Index)	11214	12.14	13906	11.62	15449	9.08	29217	9.59	
Additional Benchmark (CRISIL 10 year Gilt Index)	10928	9.28	10959	3.10	13872	6.76	21562	6.78	
HSBC Aggressive Hybrid Fund-Regular	12212	22.12	16328	17.75	15626	9.33	40388	11.92	07-Feb-11
Scheme Benchmark (NIFTY 50 Hybrid Composite Debt 65:35 Index)	11784	17.84	16283	17.65	17807	12.22	36756	11.07	
Additional Benchmark (Nifty 50 TRI)	12291	22.91	19315	24.54	19018	13.70	41422	12.14	

Fund / Benchmark (Value of Rs 10,000 invested)	1 Year		Since Inception	
	Amount in Rs	PTP Returns %	Amount in Rs	PTP Returns %
HSBC Focused Fund-Regular	11950	19.50	16396	18.32
Scheme Benchmark (Nifty 500 TRI)	12390	23.90	18736	23.81
Additional Benchmark (Nifty 50 TRI)	12291	22.91	17847	21.78

Note - Sonal Gupta shall be dedicated fund manager for investments in foreign securities by all the schemes of HSBC Mutual Fund.

Past performance may or may not be sustained in the future. Refer note below.

Name of Scheme	Fund Manager	No. of funds managed and Co-managed
HSBC Large & Mid Cap Fund	Cheenu Gupta- Since Nov 26, 2022 Neelotpal Sahai- Since Mar 28, 2019	Cheenu Gupta-8 Neelotpal Sahai-4
HSBC Large Cap Fund	Neelotpal Sahai- Since May 27, 2013 Gautam Bhupal- Since June 01, 2023	Neelotpal Sahai-4 Gautam Bhupal-8
HSBC ELSS Fund	Cheenu Gupta- Since Jul 02, 2021 Gautam Bhupal- Since Nov 26, 2022	Cheenu Gupta-8 Gautam Bhupal-8
HSBC Midcap Fund	Vihang Shankar Naik- Since June 28 2016 Cheenu Gupta- Since Nov 26 2022	Vihang Shankar Naik-4 Cheenu Gupta-8
HSBC Tax Saver Fund	Gautam Bhupal- Since July 23, 2019 Cheenu Gupta- Since Nov 26, 2022	Gautam Bhupal-8 Cheenu Gupta-8
HSBC Balanced Advantage Fund	Neelotpal Sahai (Equity)- Since Nov 26, 2022 Ritesh Jain (Fixed Income)- Since Nov 26, 2022	Neelotpal Sahai-4 Ritesh Jain-5
HSBC Conservative Hybrid Fund	Ritesh Jain (Fixed Income) Since Nov 26, 2022 Cheenu Gupta (Equity) Since Nov 26, 2022	Ritesh Jain-5 Cheenu Gupta-8
HSBC Equity Savings Fund	Cheenu Gupta (Equity)- Since Jul 02, 2021 Ritesh Jain (Fixed Income)- Since Nov 26, 2022	Cheenu Gupta-8 Ritesh Jain-5
HSBC Aggressive Hybrid Fund	Cheenu Gupta (Equity)- Since July 02, 2021 Shriram Ramanathan (Fixed Income)- Since May 30, 2016	Cheenu Gupta-8 Shriram Ramanathan-11
HSBC Focused Fund	Neelotpal Sahai- Since Nov 26, 2022 Cheenu Gupta- Since June 01, 2023	Neelotpal Sahai-4 Cheenu Gupta-8

<sup>8</sup> HSBC Large Cap Fund: The launch date of the Nifty 100 TRI is Jan 01, 2003 whereas the inception date of the scheme is Dec 10, 2002. The corresponding benchmark returns since inception of the scheme not available.

<sup>9</sup> HSBC Mid Cap Fund: The launch date of the S&P BSE 150 Mid Cap TRI is November 30, 2017 whereas the inception date of the scheme is August 09, 2004. The responding benchmark returns since inception of the scheme is not available.

SIP Performance - HSBC Large and Mid Cap Fund - Regular					
Scheme Name & Benchmarks	1 Year	3 Years	5 Years	Since Inception	Inception Date: 28-Mar-19
Total amount invested (₹)	120000	360000	NA	510000	
Market Value as on June 30, 2023 (₹)	135,893	462,186	NA	734,101	
Scheme Returns (%)	25.63	16.97	NA	17.32	
NIFTY Large Midcap 250 TRI - Scheme Benchmark (₹)	134,412	477,347	NA	786,787	
NIFTY Large Midcap 250 TRI - Scheme Benchmark Returns (%)	23.17	19.26	NA	20.72	
Nifty 50 TRI - Additional Benchmark (₹)	131,535	454,311	NA	727,769	
Nifty 50 TRI - Additional Benchmark Returns (%)	18.43	15.75	NA	16.89	

Since Inception returns are provided from the date of allotment of units. PTP returns – Point to Point returns.







For SIP returns, monthly investment of Rs.10,000 invested on the 1st day of every month has been considered. SIP Return are calculated on XIRR basis.

The performance details provided herein is of Regular Plan - Growth Option. Returns on ₹10,000 are point-to-point returns for the specific time period, invested at the start of the period. The returns for the respective periods are provided as on last available NAV of June 2023 for the respective Schemes. Returns for 1 year and above are Compounded Annualized. Returns for less than 1 year is Simple Annualized. Load is not taken into consideration for computation of performance. Different plans shall have a different expense structure. The expenses of the Direct Plan under the Scheme will be lower to the extent of the distribution expenses / commission charged to the Regular Plan.

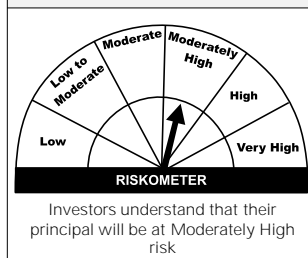
Pursuant to the transfer of schemes of L&T Mutual Fund to HSBC Mutual Fund, which was effective from the close of business hours of November 25, 2022, the performance of the Scheme (which is the surviving scheme out of the merger of schemes with similar features) provided above is computed as per the provisions of SEBI Circular No- SEBI/HO/IMD/DF3/CIR/P/2018/69 dated April 12, 2018 using the weighted average performance of both transferor and transferee schemes. The details of the transferor and transferee schemes please refer to our notice dated October 14, 2022 available on [www.assetmanagement.hsbc.co.in](http://www.assetmanagement.hsbc.co.in).

Past performance may or may not be sustained in the future. Source: HSBC Asset Management India, data as at 30 June 2023

## Product Label

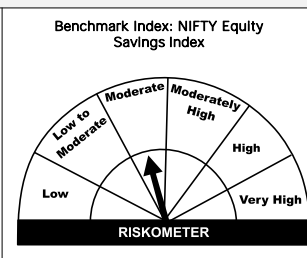
Scheme name and Type of scheme	*Riskometer of the Scheme	Riskometer of the benchmark
<p>This product is suitable for investors who are seeking*:</p> <p><b>HSBC Large and Mid Cap Fund (Erstwhile HSBC Large &amp; Mid Cap Equity Fund) - Large and Mid Cap Fund</b> – An open ended equity scheme investing in both large cap and mid cap stocks.</p> <ul style="list-style-type: none"> <li>Long term wealth creation and income</li> <li>Investment predominantly in equity and equity related securities of Large and Mid cap companies (Benchmark : NIFTY Large Midcap 250 TRI)</li> </ul> <p><b>HSBC Large Cap Fund (Erstwhile HSBC Large Cap Equity Fund) - Large Cap Fund</b> – An open ended equity scheme predominantly investing in large cap stocks.</p> <ul style="list-style-type: none"> <li>To create wealth over long term.</li> <li>Investment in predominantly large cap equity and equity related securities. (Benchmark : NIFTY 100 TRI Index)</li> </ul> <p><b>HSBC ELSS Fund (Erstwhile L&amp;T Tax Advantage Fund) - Equity Linked Savings Scheme</b> - An open ended equity linked saving scheme with a statutory lock in of 3 years and tax benefit</p> <ul style="list-style-type: none"> <li>Long term capital growth</li> <li>Investment predominantly in equity and equity-related securities. (Benchmark : NIFTY 500 TRI Index)</li> </ul> <p><b>HSBC Midcap Fund (Erstwhile L&amp;T Midcap Fund) - Midcap Fund</b> – An open ended equity scheme predominantly investing in mid cap stocks.</p> <ul style="list-style-type: none"> <li>Long term wealth creation</li> <li>Investment in equity and equity related securities of mid cap companies. (Benchmark : NIFTY Midcap 150 TRI)</li> </ul> <p><b>HSBC Tax Saver Equity Fund - Equity Linked Savings Scheme</b> - An open ended equity linked saving scheme with a statutory lock in of 3 years and tax benefit</p> <ul style="list-style-type: none"> <li>Long term capital growth</li> <li>Investment predominantly in equity and equity-related securities. (Benchmark : NIFTY 500 TRI Index)</li> </ul> <p><b>HSBC Focused Fund (Erstwhile HSBC Focused Equity Fund) - Focused Fund</b> – An open ended equity scheme investing in maximum 30 stocks across market caps (i.e. Multi-Cap).</p> <ul style="list-style-type: none"> <li>Long term wealth creation</li> <li>Investment in equity and equity related securities across market capitalization in maximum 30 stocks (Benchmark : NIFTY 500 TRI Index)</li> </ul>	 <p>Investors understand that their principal will be at Very High risk</p>	
<b>HSBC Balanced Advantage Fund (Erstwhile L&amp;T Balanced Advantage Fund)</b>		
 <p>Investors understand that their principal will be at High risk</p>	<p><b>HSBC Balanced Advantage Fund</b> – An open ended dynamic asset allocation fund.</p> <p>This product is suitable for investors who are seeking*:</p> <ul style="list-style-type: none"> <li>Long term capital appreciation and generation of reasonable returns</li> <li>Investment in equity and equity related instruments, derivatives and debt and money market instruments</li> </ul>	<p>Benchmark Index: NIFTY 50 Composite Hybrid Debt 50:50 Index</p> 
<b>HSBC Conservative Hybrid Fund (Erstwhile HSBC Regular Savings Fund)</b>		
 <p>Investors understand that their principal will be at Moderately High risk</p>	<p><b>Conservative Hybrid Fund</b> – An open ended hybrid scheme investing predominantly in debt instruments.</p> <p>This product is suitable for investors who are seeking*:</p> <ul style="list-style-type: none"> <li>Investment in fixed income (debt and money market instruments) as well as equity and equity related securities</li> <li>Capital appreciation over medium to long term</li> </ul>	<p>Benchmark Index: NIFTY 50 Hybrid Composite Debt 15:85 Index</p> 

**HSBC Equity Savings Fund (Erstwhile L&T Equity Savings Fund)**

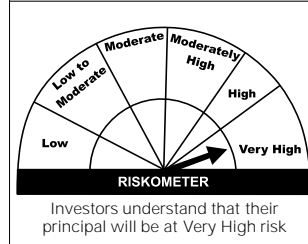


**Equity Savings Fund** – An open ended scheme investing in equity, arbitrage and debt.  
**This product is suitable for investors who are seeking\*:**

- Investment in fixed income (debt and money market instruments) as well as equity and equity related securities
- Capital appreciation over medium to long term

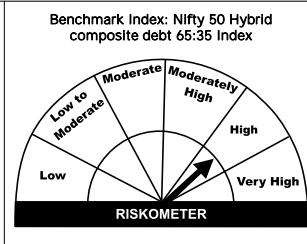


**HSBC Aggressive Hybrid Fund (Erstwhile L&T Hybrid Equity Fund)**



**Aggressive Hybrid Fund** - An open ended hybrid scheme investing predominantly in equity and equity related instruments..  
**This product is suitable for investors who are seeking\*:**

- Long term wealth creation and income
- Investment in equity and equity related securities and fixed income instruments



\* Investors should consult their financial advisers if in doubt about whether the product is suitable for them.

**Note on Risk-o-meters:** Riskometer is as on 30 June 2023, Any change in risk-o-meter shall be communicated by way of Notice cum Addendum and by way of an e-mail or SMS to unitholders of that particular scheme

Past performance may or may not be sustained in the future. Source: HSBC Asset Management India, data as at 30 June 2023

Disclaimer: This document has been prepared by HSBC Asset Management (India) Private Limited (HSBC) for information purposes only and should not be construed as i) an offer or recommendation to buy or sell securities, commodities, currencies or other investments referred to herein; or ii) an offer to sell or a solicitation or an offer for purchase of any of the funds of HSBC Mutual Fund; or iii) an investment research or investment advice. It does not have regard to specific investment objectives, financial situation and the particular needs of any specific person who may receive this document. Investors should seek personal and independent advice regarding the appropriateness of investing in any of the funds, securities, other investment or investment strategies that may have been discussed or referred herein and should understand that the views regarding future prospects may or may not be realized. In no event shall HSBC Mutual Fund/HSBC Asset management (India) Private Limited and / or its affiliates or any of their directors, trustees, officers and employees be liable for any direct, indirect, special, incidental or consequential damages arising out of the use of information / opinion herein.

This document is intended only for those who access it from within India and approved for distribution in Indian jurisdiction only. Distribution of this document to anyone (including investors, prospective investors or distributors) who are located outside India or foreign nationals residing in India, is strictly prohibited. Neither this document nor the units of HSBC Mutual Fund have been registered under Securities law/Regulations in any foreign jurisdiction. The distribution of this document in certain jurisdictions may be unlawful or restricted or totally prohibited and accordingly, persons who come into possession of this document are required to inform themselves about, and to observe, any such restrictions. If any person chooses to access this document from a jurisdiction other than India, then such person do so at his/her own risk and HSBC and its group companies will not be liable for any breach of local law or regulation that such person commits as a result of doing so.

© Copyright. HSBC Asset Management (India) Private Limited 2023, ALL RIGHTS RESERVED.  
 HSBC Mutual Fund, 9-11th Floor, NESCO - IT Park Bldg. 3, Nesco Complex, Western Express Highway, Goregaon East, Mumbai 400063. Maharashtra.  
 GST - 27AABCH0007N1ZS, Email: investor.line@mutualfunds.hsbc.co.in | Website: www.assetmanagement.hsbc.co/in

Mutual fund investments are subject to market risks, read all scheme related documents carefully.