


Discover.








Invest in HSBC Value Fund

Potential
that's rare.






Value Fund - An open ended equity scheme following a value investment strategy

January 2024

Why HSBC Value Fund?

-  To seek an exposure to value style companies
-  Aim to identify undervalued stocks having the potential to deliver long term risk-adjusted returns
-  Undervalued stocks would include stocks which the Fund Managers believe are trading at less than their assessed values
-  Long term capital appreciation
-  Aims to create a corpus through generating inflation-adjusted returns to cater to long-term goals

Fund Philosophy

-  Diversified equity fund with strong value bias that aims to deliver long term reasonable risk adjusted returns
-  Focus on identifying valuation anomalies versus the economic potential of the business over the medium term
-  Aims to minimize portfolio risk by investing in quality companies, monitoring corporate fundamentals closely
-  The fund looks to invest in fundamentally strong companies that the fund manager believes are trading at less than their assessed values thus offering higher upside potential
-  This approach not only helps in identifying undervalued stocks but also factor-in the risk elements while picking stocks

Key Facts

Fund Manager	Venugopal Manghat, Gautam Bhupal [®] and Sonal Gupta [#]
Benchmark ¹	Nifty 500 TRI
Inception Date	8 Jan 2010
AUM ^{&}	Rs. 10760.81 Cr

[®] Managing since October 01, 2023. Please refer notice cum addendum dated September 29, 2023.

[#] Sonal Gupta is dedicated fund manager for investments in foreign securities by all the schemes of HSBC Mutual Fund.

Lump Sum Investment Performance									Inception Date
Fund / Benchmark (Value of Rs 10,000 Invested)	1 Year		3 Years		5 Years		Since Inception		
	Amount in Rs	Returns %	Amount in Rs	Returns %	Amount in Rs	Returns %	Amount in Rs	Returns %	
HSBC Value Fund-Regular	13936	39.48	20579	27.25	24671	19.81	85307	16.57	08-Jan-10
Scheme Benchmark (Nifty 500 TRI)	12691	27.00	17411	20.34	22367	17.48	51585	12.45	
Additional Benchmark (Nifty 50 TRI)	12130	21.36	16101	17.24	21220	16.25	49045	12.05	

PTP returns – Point to Point returns. | **Past performance may or may not be sustained in the future and is not indicative of future results.** The performance details provided herein are of Regular Plan - Growth Option. Returns on ₹10,000 are point-to-point returns for the specific time period, invested at the start of the period. The returns for the respective periods are provided as on last available NAV of December 2023 for the respective schemes. Returns for 1 year and above are Compounded Annualized. Returns for less than 1 year is Simple Annualized. Load is not taken into consideration for computation of performance. Different plans shall have a different expense structure. The expenses of the Direct Plan under the Scheme will be lower to the extent of the distribution expenses / commission charged to the Regular Plan.

As per clause 5.9.1 of the SEBI Master Circular dated May 19, 2023, the scheme returns vis-à-vis the benchmark return (Total Return Index) shall be disclosed are provided from the date of allotment of units.

Post merger performance of the surviving scheme, arising out of merger of schemes with similar features, is computed as per the provisions of clause 13.4 of the SEBI Master Circular dated May 19, 2023, on Disclosure of Performance of Schemes post-merger using the weighted average performance of both transferor and transferee schemes. In other cases, performance is computed using the Applicable NAV of the surviving/continuing schemes.

SIP Performance HSBC Value Fund – Reg						Inception Date: 08-Jan-10
Scheme Name & Benchmarks	1 Year	3 Years	5 Years	Since Inception		
Total amount invested (₹)	120000	360000	600000	1670000		
Market Value as on December 31, 2023 (₹)	152,790	538,343	1,148,502	6,840,068		
Scheme Returns (%)	54.92	28.07	26.35	18.49		
Nifty 500 TRI - Scheme Benchmark (₹)	146,066	486,323	1,020,432	5,167,397		
Nifty 500 TRI - Scheme Benchmark Returns (%)	43.09	20.62	21.42	14.98		
Nifty 50 TRI - Additional Benchmark (₹)	140,519	465,536	958,475	4,775,572		
Nifty 50 TRI - Additional Benchmark Returns (%)	33.54	17.49	18.84	13.99		

Past performance may or may not be sustained in the future and is not indicative of future results. For SIP returns, monthly investment of Rs. 10,000/- invested on the 1st day of every month has been considered. SIP Return are calculated on XIRR basis. IDCW are assumed to be reinvested and bonus is adjusted. Load is not taken into consideration.

Sonal Gupta is dedicated fund manager for investments in foreign securities by all the schemes of HSBC Mutual Fund.

Source: HSBC Mutual Fund, data as on 31 December 2023

[Click here \(https://www.assetmanagement.hsbc.co.in/assets/documents/mutual-funds/en/1178636a-36be-46ce-92b5-1f1ac7d8baf6/performance-equity-hybrid-debt-global-funds-january-2024.pdf\)](https://www.assetmanagement.hsbc.co.in/assets/documents/mutual-funds/en/1178636a-36be-46ce-92b5-1f1ac7d8baf6/performance-equity-hybrid-debt-global-funds-january-2024.pdf) to check other funds performance managed by the Fund Manager

Call 1800 200 2434

www.assetmanagement.hsbc.co.in

Follow us on



Data as on 31 December 2023

¹ As per clause 1.9 of the SEBI Master Circular dated May 19, 2023, on 'Guiding Principles for bringing uniformity in Benchmarks of Mutual Fund Schemes' has introduced two-tiered structure for benchmarking of certain categories of schemes. Accordingly, the benchmark has been classified as Tier 1 benchmark effective from 01 December 2021.

²For disclosure of quarterly AUM/AAUM and AUM by geography, please visit our website: <https://www.assetmanagement.hsbc.co.in/en/mutual-funds/investor-resources/information-library/#&accordion1446811090=4>

Note: The sector(s)/stock(s)/issuer(s) mentioned in this document do not constitute any research report nor it should be considered as an investment research, investment recommendation or advice to any reader of this content to buy or sell any stocks / investments. The Fund/portfolio may or may not have any existing / future position in these sector(s)/stock(s)/issuer(s).

Source – HSBC Mutual Fund, Data as of 31 December 2023. Past performance may or may not be sustained in the future and is not indicative of future results.

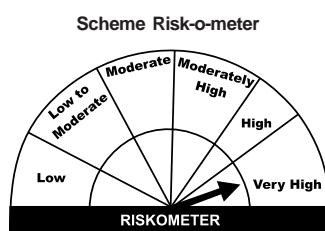
HSBC Value Fund

Value Fund - An open ended equity scheme following a value investment strategy.

This product is suitable for investors who are seeking*:

- Long term capital appreciation
- Investment predominantly in equity and equity-related securities in Indian markets and foreign securities, with higher focus on undervalued securities.

* Investors should consult their financial advisers if in doubt about whether the product is suitable for them.



Investors understand that their principal will be at Very High risk

Benchmark : NIFTY 500 TRI



Note on Risk-o-meters: Riskometer is as on 31 December 2023, Any change in risk-o-meter shall be communicated by way of Notice cum Addendum and by way of an e-mail or SMS to unitholders of that particular scheme

Past performance may or may not be sustained in the future and is not indicative of future results. Source: HSBC Mutual Fund, data as on 31 December 2023

Disclaimer: This document has been prepared by HSBC Asset Management (India) Private Limited (HSBC) for information purposes only and should not be construed as i) an offer or recommendation to buy or sell securities, commodities, currencies or other investments referred to herein; or ii) an offer to sell or a solicitation or an offer for purchase of any of the funds of HSBC Mutual Fund; or iii) an investment research or investment advice. It does not have regard to specific investment objectives, financial situation and the particular needs of any specific person who may receive this document. Investors should seek personal and independent advice regarding the appropriateness of investing in any of the funds, securities, other investment or investment strategies that may have been discussed or referred herein and should understand that the views regarding future prospects may or may not be realized. In no event shall HSBC Mutual Fund/HSBC Asset management (India) Private Limited and / or its affiliates or any of their directors, trustees, officers and employees be liable for any direct, indirect, special, incidental or consequential damages arising out of the use of information / opinion herein.

This document is intended only for those who access it from within India and approved for distribution in Indian jurisdiction only. Distribution of this document to anyone (including investors, prospective investors or distributors) who are located outside India or foreign nationals residing in India, is strictly prohibited. Neither this document nor the units of HSBC Mutual Fund have been registered under Securities law/Regulations in any foreign jurisdiction. The distribution of this document in certain jurisdictions may be unlawful or restricted or totally prohibited and accordingly, persons who come into possession of this document are required to inform themselves about, and to observe, any such restrictions. If any person chooses to access this document from a jurisdiction other than India, then such person do so at his/her own risk and HSBC and its group companies will not be liable for any breach of local law or regulation that such person commits as a result of doing so.

© Copyright. HSBC Asset Management (India) Private Limited 2023, ALL RIGHTS RESERVED.

HSBC Mutual Fund, 9-11th Floor, NESCO - IT Park Bldg. 3, Nesco Complex, Western Express Highway, Goregaon East, Mumbai 400063. Maharashtra. GST - 27AABCH0007N1ZS, Email: investor.line@mutualfunds.hsbc.co.in | Website: www.assetmanagement.hsbc.co.in

Mutual Fund investments are subject to market risks, read all scheme related documents carefully.