

Scheme Names

Portfolio Details	HSBC Cash Fund	HSBC Ultra Short Duration	HSBC Low Duration Fund	HSBC Short Duration Fund	HSBC Corporate Bond Fund	HSBC Debt Fund	HSBC Flexi Debt Fund	
Average Maturity(Months)**	1.05	5.30	11.33	20.69	24.58	60.59	51.94	
Modified Duration(Months)	1.05	5.26	10.92	18.66	21.79	48.96	39.38	
Sovereign, AAA , & P1+ and/or equivalent/TREPS Overnight	100.00%	100.00%	100.00%	100.00%	100.00%	100.00%	100.00%	
AA+ & AA , and/or equivalent	0.00%	0.00%	0.00%	0.00%	0.00%	0.00%	0.00%	
AA- and Below	0.00%	0.00%	0.00%	0.00%	0.00%	0.00%	0.00%	
Unrated papers	0.00%	0.00%	0.00%	0.00%	0.00%	0.00%	0.00%	
Unrated BRDS***	0.00%	0.00%	0.00%	0.00%	0.00%	0.00%	0.00%	
Fixed Deposits	0.00%	0.00%	0.00%	0.00%	0.00%	0.00%	0.00%	
Cash, TREPS & Repo	24.77%	25.27%	3.50%	5.86%	4.03%	4.82%	25.73%	
Overnight Maturity <sup>55</sup>	7.02%	0.00%	0.00%	0.00%	0.00%	0.00%	0.00%	
Net Current Assets	0.18%	-1.27%	3.29%	1.93%	2.45%	1.77%	1.80%	
Bonds & NCDs	1.92%	10.32%	52.77%	61.53%	74.13%	0.00%	8.97%	
Securitized Debt	0.00%	0.00%	0.00%	0.00%	0.00%	0.00%	0.00%	
Fixed Deposits	0.00%	0.00%	0.00%	0.00%	0.00%	0.00%	0.00%	
Dated G-Secs	2.58%	0.00%	0.00%	15.71%	8.82%	93.41%	63.50%	
Money Market Assets & T-Bills	63.53%	65.68%	40.44%	14.97%	10.57%	0.00%	0.00%	
Upto 30 days	55.55%	24.00%	6.80%	7.79%	6.48%	6.59%	27.52%	
More Than 30 days	44.45%	76.00%	93.20%	92.21%	93.52%	93.41%	72.48%	
Yield to Maturity (YTM)	3.83%	4.28%	4.85%	5.25%	5.36%	6.28%	5.52%	
Exit Load \$	Refer the Section for Exit Load	Nil	Nil	Nil	Nil	Nil	Nil	
Month End Total Expenses ratios Annualized (As on Feb 28, 2022)	Regular Plan <sup>^</sup> Direct Plan <sup>^</sup>	0.23% 0.13%	0.49% 0.23%	0.63% 0.22%	0.80% 0.26%	0.79% 0.36%	2.07% 1.23%	1.73% 0.95%
		<sup>^</sup> Excludes GST on Management Fees of 0.02% on Direct Plan and 0.03% on Regular Plan of Total Net Assets	<sup>^</sup> Excludes GST on Management Fees of 0.03% on Direct Plan and 0.04% on Regular Plan of Total Net Assets	<sup>^</sup> Excludes GST on Management Fees of 0.03% on Direct Plan and 0.03% on Regular Plan of Total Net Assets	<sup>^</sup> Excludes GST on Management Fees of 0.03% on Direct Plan and 0.05% on Regular Plan of Total Net Assets	<sup>^</sup> Excludes GST on Management Fees of 0.05% on Direct Plan and 0.08% on Regular Plan of Total Net Assets	<sup>^</sup> Excludes GST on Management Fees of 0.17% on Direct Plan and 0.22% on Regular Plan of Total Net Assets	<sup>^</sup> Excludes GST on Management Fees of 0.13% on Direct Plan and 0.13% on Regular Plan of Total Net Assets

Product Labeling

For Product labeling refer Page No 2

\*\* indicates interest reset months in case of floating rate instruments

\*\*\* BRDS with full recourse, hence bank risk

<sup>5</sup> Effective from March 1, 2013 for prospective investments.

<sup>55</sup> All instruments maturing on the next business day.

\$ Exit Load shall be applicable on prospective basis if switched out / redeemed within 7 Calendar Days (Effective 20 Oct 2019)

Investor exit on (Calendar Day)	Day 1	Day 2	Day 3	Day 4	Day 5	Day 6	Day 7
Exit Load as a % of redemption proceeds	0.0070%	0.0065%	0.0060%	0.0055%	0.0050%	0.0045%	0.0000%

Disclaimer: © Copyright. HSBC Asset Management (India) Private Limited 2018, ALL RIGHTS RESERVED.

This document has been prepared by HSBC Asset Management (India) Private Limited (HSBC) for information purposes only and should not be construed as an offer or solicitation of an offer for purchase of any of the funds of HSBC Mutual Fund.

All information contained in this document (including that sourced from third parties), is obtained from sources HSBC, the third party believes to be reliable but which it has not independently verified and HSBC, the third party makes no guarantee, representation or warranty and accepts no responsibility or liability as to the accuracy or completeness of such information. The information and opinions contained within the document are based upon publicly available information and rates of taxation applicable at the time of publication, which are subject to change from time to time. Expressions of opinion are those of HSBC only and are subject to change without notice.

It does not have regard to specific investment objectives, financial situation and the particular needs of any specific person who may receive this document. Investors should seek financial advice regarding the appropriateness of investing in any securities or investment strategies that may have been discussed or recommended in this report and should understand that the views regarding future prospects may or may not be realized. Neither this document nor the units of HSBC Mutual Fund have been registered in any jurisdiction. The distribution of this document in certain jurisdictions may be restricted or totally prohibited and accordingly, persons who come into possession of this document are required to inform themselves about, and to observe, any such restrictions. Mutual fund investments are subject to market risks. Please read the offer documents carefully before investing.

No part of this publication may be reproduced, stored in a retrieval system, or transmitted, in any form or by any means, electronic, mechanical, photocopying, recording, or otherwise,

without the prior written permission of HSBC Asset Management (India) Private Limited.


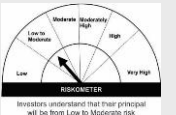


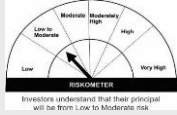


HSBC Asset Management (India) Private Limited; 16 V. N. Road, Fort, Mumbai 400 001. Tel: 022 66145000. Email: hsbcmf@camsonline.com



Mutual Fund investments are subject to market risks, read all scheme related documents carefully.

# HSBC Global Asset Management

## Scheme Names

	HSBC Cash Fund	HSBC Ultra Short Duration	HSBC Low Duration Fund	HSBC Short Duration Fund	HSBC Corporate Bond Fund	HSBC Debt Fund	HSBC Flexi Debt Fund
	<ul style="list-style-type: none"> <li>Overnight liquidity over short term</li> <li>Investment in Money Market Instruments</li> </ul>	<ul style="list-style-type: none"> <li>Income over short term with low volatility</li> <li>Investment in debt &amp; money market instruments</li> </ul>	<ul style="list-style-type: none"> <li>Liquidity over short term</li> <li>Investment in Debt/Money Market Instruments</li> </ul>	<ul style="list-style-type: none"> <li>Regular income over medium term</li> <li>Investment in diversified portfolio of fixed income securities</li> </ul>	<ul style="list-style-type: none"> <li>Income over medium term</li> <li>Investment predominantly in corporate bond securities rated AA+ and above</li> </ul>	<ul style="list-style-type: none"> <li>Regular income over medium term</li> <li>Investment in diversified portfolio of fixed income securities</li> </ul>	<ul style="list-style-type: none"> <li>Regular income over long term</li> <li>Investment in Debt/Money Market Instruments</li> </ul>
Product Labeling	<p>This product is suitable for investors who are seeking*</p>  <p>Investors understand that their principal will be from Low to Moderate risk</p>	 <p>Investors understand that their principal will be from Low to Moderate risk</p>	 <p>Investors understand that their principal will be from Low to Moderate risk</p>	 <p>Investors understand that their principal will be from Low to Moderate risk</p>	 <p>Investors understand that their principal will be from Low to Moderate risk</p>	 <p>Investors understand that their principal will be at Moderate risk</p>	 <p>Investors understand that their principal will be at Moderate risk</p>

\* Investors should consult their financial advisers if in doubt about whether the product is suitable for them.

\*Please note that the above risk-o-meter is as per the product labelling of the scheme available as on the date of this communication/ disclosure. As per SEBI circular dated October 05, 2020 on product labelling (as amended from time to time), risk-o-meter will be calculated on a monthly basis based on the risk value of the scheme portfolio based on the methodology specified by SEBI in the above stated circular. The AMC shall disclose the risk-o-meter along with portfolio disclosure for all their schemes on their respective website and on AMFI website within 10 days from the close of each month. Any change in risk-o-meter shall be communicated by way of Notice cum Addendum and by way of an e-mail or SMS to unitholders of that particular scheme.\*

**Mutual Fund investments are subject to market risks, read all scheme related documents carefully.**