

Product Note

HSBC Brazil Fund

An Open-Ended Fund of Funds Scheme investing in HSBC Global Investments Fund - Brazil Equity Fund.
April 2023

Fund Category	Fund Manager	Benchmark ¹	Inception Date	AUM
Fund of Funds (Domestic)	Sonal Gupta	MSCI Brazil 10/40 Index TRI	06 May 2011	Rs. 33.40 Cr

Investment Objective

The primary investment objective of the Scheme is to provide long term capital appreciation by investing predominantly in units/shares of HSBC Global Investment Funds (HGIF) Brazil Equity Fund. The Scheme may, at the discretion of the Investment Manager, also invest in the units of other similar overseas mutual fund schemes, which may constitute a significant part of its corpus. The Scheme may also invest a certain proportion of its corpus in money market instruments and/or units of liquid mutual fund schemes, in order to meet liquidity requirements from time to time. However, there can be no assurance or guarantee that the investment objective of the scheme would be achieved.

Risk Ratios ²	
Standard Deviation	32.42%
Beta	0.95
Sharpe Ratio ³	0.06
R2	0.98

Portfolio theme HSBC Brazil Equity - Underlying Fund

Long-term drivers of EPS remain in place:

- Brazil EPS growth story is delayed but not derailed
- Stabilisation plan remains the primary underpinning to macro policy
- Low growth, but even lower rates
- Government and Central Bank supporting activity without compromising fiscal austerity. Adjustment via FX

Attractive Valuations:

- Volatility has created an attractive entry point in our view
- Structural change in allocation towards equities, but at a slower pace

March Monthly Commentary

At sector level, stock selection was negative for the month. Positive performance came from Consumer Discretionary and Energy, though this was offset by negative stock selection in Health Care and Industrials.

Consumer Staples security, SENDAS DISTRIBUIDORA SA with total effect 0.17% is the top contributor. Additionally, Energy security, PETROBRAS - PETROLEO BRAS was the second largest contributor with total effect 0.15%. Consumer Discretionary security, MERCADOLIBRE INC also contributed with total effect 0.14%.

On the other side, detractors included Health Care security HAPVIDA PARTICIPACOES E INVE with total effect -0.46%, Industrials holding, CCR SA with total effect -0.20%, and Utilities holding, EQUATORIAL ENERGIA SA - ORD with total effect -0.18%.

During this period, no positions were opened.
No positions were closed.

Sector allocation effects are residual to stock selection. At sector level, effects were negative, given an underweight exposure to Health Care .

March Quarterly Commentary

At sector level, stock selection was negative for the quarter. Positive performance came from Consumer Discretionary and Consumer Staples, though this was offset by negative stock selection in Financials and Utilities.

Consumer Discretionary security, MERCADOLIBRE INC with total effect 0.82% is the top contributor. Additionally, Consumer Discretionary security, AMERICANAS SA was the second largest contributor with total effect 0.40%. Consumer Staples security, SENDAS DISTRIBUIDORA SA also contributed with total effect 0.20%.

On the other side, detractors included Health Care security HAPVIDA PARTICIPACOES E INVE with total effect -0.56%, Financials holding, BANCO DO BRASIL S.A. with total effect -0.38%, and Financials holding, BANCO BTG PACTUAL SA-UNIT with total effect -0.26%.

During this period, positions were initiated in CIA SANEAMENTO BASICO DE SP, and PETRO RIO SA.
No positions were closed.

Sector allocation effects are residual to stock selection. At sector level, effects were negative, given an underweight exposure to Consumer

Discretionary.

Data as on 31 March 2023.

¹ SEBI vide its circular no. SEBI/HO/IMD/IMD-II DF3/P/CIR/2021/652 dated October 27, 2021, on 'Guiding Principles for bringing uniformity in Benchmarks of Mutual Fund Schemes' has introduced two-tiered structure for benchmarking of certain categories of schemes. Accordingly, the benchmark has been classified as Tier 1 benchmark. Furthermore, the same is effective from 01 December 2021.

² Statistical Ratios disclosed are as per monthly returns (Annualized) for the last 3 years.

³ Risk free rate: 7.79% (FIMMDA-NSE MIBOR) as on March 31, 2023

⁴ Continuing plans

HGIF Global Brazil- HBF – Underlying Fund

Portfolio

Instrument	Weight (%)
VALE SA	10.7%
ITAU UNIBANCO HOLDING S-PREF	9.6%
WEG SA	6.5%
PETROBRAS - PETROLEO BRAS	5.9%
CENTRAIS ELETRICAS BRASILIER	5.2%
BANCO BRADESCO S.A.	4.5%
LOCALIZA RENT A CAR	4.4%
AMBEV SA	4.3%
SUZANO PAPEL E CELULO-PREF A	4.0%
B3 SA-BRASIL BOLSA BALCAO	4.0%
BANCO BTG PACTUAL SA-UNIT	3.9%
GERDAU SA-PREF	3.3%
COSAN LTD-CLASS A SHARES	2.9%
LOJAS RENNER S.A.	2.8%
iShares MSCI Brazil ETF (DE)	2.8%
Pooled	2.8%
CIA SANEAMENTO BASICO DE SP	2.6%
REDE D'OR SAO LUIZ SA	1.8%
MERCADOLIBRE INC	1.8%
ENERGISA SA-UNITS	1.7%
ITAUSA SA	1.7%
HAPVIDA PARTICIPACOES E INVE	1.7%
PETRO RIO SA	1.6%
MAGAZINE LUIZA SA	1.4%
ATACADAO SA	1.2%
RAIA DROGASIL SA	1.0%
NATURA COSMETICOS SA	0.9%
BB SEGURIDADE PARTICIPACOES	0.8%
JBS SA	0.8%
BANCO DO BRASIL S.A.	0.7%
VIBRA ENERGIA SA	0.7%
KLABIN SA - UNIT	0.5%
TOTVS SA	0.4%
INTER & CO INC - BDR	0.2%
BRF SA	0.1%
Cash	3.6%
Total	100.00%

Data as on 31 March 2023, Source – HSBC Asset Management

Sector Allocation (%)

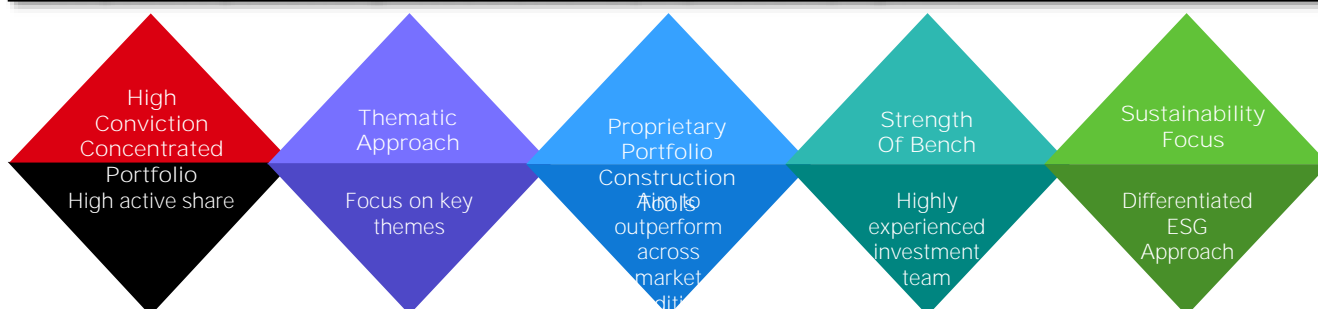
Name	End Weight
Financials	25.4%
Materials	18.4%
Industrials	10.9%
Energy	10.4%
Utilities	9.5%
Consumer Staples	8.4%
Consumer Discretionary	6.7%
Health Care	3.5%
Pooled	2.8%
Information Technology	0.4%
Cash	3.6%

Who Can Benefit From This Fund?

- Investor who wish to have geographical and sectorial diversification leading to risk reduction
- It can helps in diversifying a predominantly domestic portfolio
- Different geographical economies may deliver varying and contrasting risk adjusted performance in various economic & investment cycles
- Provides opportunities to invest in various themes

Load / Expenses	
Entry Load	NA
Exit Load - (i) In respect of each purchase / switch-in of units, an Exit Load of 1% is payable if Units are redeemed / switched-out within 1 year from the date of allotment. (ii) No Exit Load will be charged, if units are redeemed / switched-out after 1 year from the date of allotment. ⁴	
Expense ratio (Other than Direct) ⁴	2.42%
Expense ratio (Direct)	1.69%

Competitive positioning - HSBC Brazil Equity - Underlying Fund



The above information are for illustrative purpose only and it should not be considered as investment research, investment recommendation or advice to any reader of this content to buy or sell investments. The Fund may or may not have any future position in these stocks.

HSBC Brazil Fund

An Open-Ended Fund of Funds Scheme investing in HSBC Global Investments Fund - Brazil Equity Fund.

Fund of Funds - Portfolio

Issuer	Industries	% to Net Assets
Mutual Fund Units		96.17%
HSBC GIF BRAZIL EQUITY S3D	Overseas Mutual Fund	96.17%
Cash Equivalent		3.83%
TREPS*		4.34%
Net Current Assets:		-0.51%
Total Net Assets as on 31-March-2023		100.00%

*TREPS : Tri-Party Repo
Data as of 31 March '23

Asset Allocation – Fund of Fund

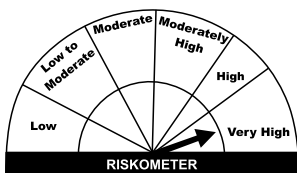
Overseas Mutual Fund	96.17%
Reverse Repos/TREPS	4.34%
Net Current Assets	-0.51%
Total Net Assets as on 31-March-2023	100.00%

HSBC Brazil Fund

Fund of Funds (Overseas) - An Open-Ended Fund of Funds Scheme investing in HSBC Global Investments Fund - (HGIF) Brazil Equity Fund.

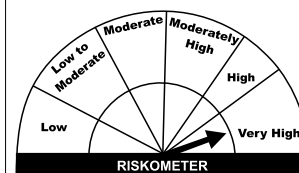
This product is suitable for investors who are seeking*:

- To create wealth over long term
- Invests in equity and equity related securities through feeder route in Brazilian markets



Investors understand that their principal will be at Very High risk

Benchmark: MSCI Brazil 10/40 Index TRI



* Investors should consult their financial advisers if in doubt about whether the product is suitable for them.

Note on Risk-o-meters: Please note that the above risk-o-meter is as per the product labelling of the scheme available as on the date of this communication/ disclosure. Any change in risk-o-meter shall be communicated by way of Notice cum Addendum and by way of an e-mail or SMS to unitholders of that particular Scheme.

Past performance is not an indicator of future returns. Source: HSBC Asset Management India, data as at 31 March 2023

Disclaimer: This document has been prepared by HSBC Asset Management (India) Private Limited (HSBC) for information purposes only and should not be construed as i) an offer or recommendation to buy or sell securities, commodities, currencies or other investments referred to herein; or ii) an offer to sell or a solicitation or an offer for purchase of any of the funds of HSBC Mutual Fund; or iii) an investment research or investment advice. It does not have regard to specific investment objectives, financial situation and the particular needs of any specific person who may receive this document. Investors should seek personal and independent advice regarding the appropriateness of investing in any of the funds, securities, other investment or investment strategies that may have been discussed or referred herein and should understand that the views regarding future prospects may or may not be realized. In no event shall HSBC Mutual Fund/HSBC Asset management (India) Private Limited and / or its affiliates or any of their directors, trustees, officers and employees be liable for any direct, indirect, special, incidental or consequential damages arising out of the use of information / opinion herein.

This document is intended only for those who access it from within India and approved for distribution in Indian jurisdiction only. Distribution of this document to anyone (including investors, prospective investors or distributors) who are located outside India or foreign nationals residing in India, is strictly prohibited. Neither this document nor the units of HSBC Mutual Fund have been registered under Securities law/Regulations in any foreign jurisdiction. The distribution of this document in certain jurisdictions may be unlawful or restricted or totally prohibited and accordingly, persons who come into possession of this document are required to inform themselves about, and to observe, any such restrictions. If any person chooses to access this document from a jurisdiction other than India, then such person do so at his/her own risk and HSBC and its group companies will not be liable for any breach of local law or regulation that such person commits as a result of doing so.

© Copyright. HSBC Asset Management (India) Private Limited 2023, ALL RIGHTS RESERVED.

HSBC Mutual Fund, 9-11th Floor, NESCO - IT Park Bldg. 3, Nesco Complex, Western Express Highway, Goregaon East, Mumbai 400063. Maharashtra.
GST - 27AABCH0007N1ZS, Email: investor.line@mutualfunds.hsbc.co.in | Website: www.assetmanagement.hsbc.co/in

Mutual fund investments are subject to market risks, read all scheme related documents carefully.