


## Product Note

### HSBC Large and Mid Cap Fund (HLMF)

(An open ended equity scheme investing in both large cap and mid cap stocks)

April 2026

Fund Category	Fund Manager <sup>5</sup>	Benchmark <sup>1</sup>	Inception Date*	AUM <sup>&amp;</sup>
Large & Mid Cap Fund	Cheenu Gupta and Mayank Chaturvedi <sup>#</sup>	NIFTY Large Midcap 250 TRI	28 Mar 2019	Rs. 4,238.34 Cr



Portfolio	% to net assets
Reliance Industries Limited	5.47%
FSN E-Commerce Ventures Limited	4.14%
Bharat Electronics Limited	3.83%
GE Vernova T&D India Limited	3.77%
Oil & Natural Gas Corporation Limited	3.55%
Aditya Infotech Limited	3.46%
Bharti Airtel Limited	3.37%
ICICI Bank Limited	3.37%
The Federal Bank Limited	3.20%
Billionbrains Garage Ventures Ltd.	3.05%

Industry - Allocation	% to net assets
Banks	13.29%
Capital Markets	10.46%
Electrical Equipment	9.73%
Retailing	7.55%
Petroleum Products	5.47%
Industrial Products	5.05%
Oil	4.51%
Power	4.48%
Finance	4.29%
Aerospace & Defense	3.83%

Risk Ratios <sup>4</sup>	
Standard Deviation	16.99%
Beta	0.97

Risk Ratios <sup>4</sup>	
Sharpe Ratio <sup>5</sup>	0.60
R2	0.80%

**Exit Load:** If the units redeemed or switched out are upto 10% of the units purchased or switched in ("the limit") within 1 year from the date of allotment – Nil, If units redeemed or switched out are over and above the limit within 1 year from the date of allotment

– 1%, If units are redeemed or switched out on or after 1 year from the date of allotment – Nil, A switch-out or a withdrawal under SWP may also attract an Exit Load like any Redemption. No Exit load will be chargeable in case of switches made between different options of the Scheme.

No Exit load will be chargeable in case of Units allotted on account of IDCW reinvestments, if any. Exit load is not applicable for Segregated Portfolio.

**Month End Total Expenses Ratios (Annualized)<sup>6</sup>** – Regular<sup>7</sup>: 1.90%, Direct: 0.78%

\* Since inception - 28 Mar 19

<sup>1</sup>As per clause 7.2 of the SEBI Master Circular for Mutual Funds no. HO/24/13/11(1)2026-IMD-POD-1//7602/2026 dated March 20, 2026., on Benchmarks for Mutual Fund Schemes' has introduced two-tiered structure for benchmarking of certain categories of schemes. Accordingly, the benchmark has been classified as Tier 1 benchmark. Furthermore, the same is effective from 01 December 2021.

<sup>2</sup>As on 31 March 2026 of Growth option regular plan. During the same period, scheme benchmark (Nifty Large Midcap 250 TRI) has moved by 2.6X to Rs. 2,61,080 from Rs.100,000 and delivered returns of 14.67%. Please refer page no. 3 for detailed performance of HSBC Large and Mid Cap Fund.

<sup>3</sup> During the same period, value of scheme benchmark (Nifty Large Midcap 250 TRI) has moved to 13,96,820.

<sup>4</sup> Quantitative Data disclosed are as per monthly returns (Annualized) for the last 3 years.

<sup>5</sup> Risk free rate: 6.98% (FIMMDA-NSE Mibor)

<sup>6</sup> TER Annualized TER including GST on Investment Management Fees

<sup>7</sup> Continuing plans

<sup>8</sup>For disclosure of quarterly AUM/AAUM and AUM by geography, please visit our website: <https://www.assetmanagement.hsbc.co.in/en/mutual-funds/investor-resources/information-library/#&accordion1446811090=4>.

**Note:** The above information is for illustrative purposes only. The sector(s)/stock(s)/issuer(s) mentioned in this document do not constitute any research report nor it should be considered as an investment research, investment recommendation or advice to any reader of this content to buy or sell any stocks / investments. The Fund/portfolio may or may not have any existing / future position in these sector(s)/stock(s)/issuer(s).

Source – HSBC Mutual Fund, Data as of 31 March 2026. **Past performance may or may not be sustained in future and is not a guarantee of any future returns.**

# Mayank Chaturvedi shall be the fund manager for investments in foreign securities (wherever applicable) for all the schemes of HSBC Mutual Fund. w.e.f. October 01, 2025.

## Why HSBC Large and Mid Cap Fund?

- Focus on Large and Mid Caps with some small caps, across sectors
- Aim to achieve performance consistency with optimal allocation to large and mid caps
- A bottom-up approach will be used to invest in equity and equity related instruments

## Fund Approach

- The fund follows growth style with bottom-up approach
- Focus on large caps where scale will be an advantage (like banks), while midcaps will be sector leaders or niche players in their respective business
- For example, specialty chemicals, tiles etc. In some cases, like real estate (which is a regional market share consolidation play), we have a mix of large and mid-cap players
- The fund builds the portfolio around three themes Allocation to Leaders, Challengers and Turnaround companies

## Investment Objective

To seek long term capital growth through investments in both large cap and mid cap stocks. However, there is no assurance that the investment objective of the Scheme will be achieved.

**Note:** The sector(s)/stock(s)/issuer(s) mentioned in this document do not constitute any research report nor it should be considered as an investment research, investment recommendation or advice to any reader of this content to buy or sell any stocks / investments. The Fund/portfolio may or may not have any existing / future position in these sector(s)/stock(s)/issuer(s).

Source - HSBC Mutual Fund, Data as of 31 March 2026

Note - Sector specific information provided above should not be considered as investment advice. **Past performance may or may not be sustained in future and is not a guarantee of any future returns.**

Fund Manager - Cheenu Gupta Effective 26 Nov 2022. Total Schemes Managed – 5; Fund Manager - Mayank Chaturvedi Effective 01 Oct 2025. Total Schemes Managed - 19

Lump Sum Investment Performance											Inception Date
Fund / Benchmark (Value of Rs 10,000 invested)	1 Year		3 Years		5 Years		10 Years		Since Inception		
	Amount in ₹	Returns %	Amount in ₹	Returns %	Amount in ₹	Returns %	Amount in ₹	Returns %	Amount in ₹	Returns %	
HSBC Large and Mid Cap Fund-Regular Plan~~	10316	3.14	15965	16.87	19253	14.00	NA	NA	24095	13.36	28-Mar-19
Scheme Benchmark (NIFTY Large Midcap 250 TRI)	9918	-0.81	15539	15.83	19217	13.96	NA	NA	26108	14.67	
Additional Benchmark (Nifty 50 TRI)	9601	-3.97	13320	10.03	16113	10.01	NA	NA	20941	11.12	
HSBC Large and Mid Cap Fund-Direct Plan~~	10428	4.26	16473	18.10	20388	15.31	NA	NA	25551	14.32	28-Mar-19
Scheme Benchmark (NIFTY Large Midcap 250 TRI)	9918	-0.81	15539	15.83	19217	13.96	NA	NA	26108	14.67	
Additional Benchmark (Nifty 50 TRI)	9601	-3.97	13320	10.03	16113	10.01	NA	NA	20941	11.12	

**Past performance may or may not be sustained in future and is not a guarantee of any future returns.** The performance details provided herein are of Regular as well as Direct Plan - Growth Option. Returns on ₹10,000 are point-to-point returns for the specific time period, invested at the start of the period. The returns for the respective periods are provided as on last available NAV of March 2026 for the respective schemes. Returns for 1 year and above are Compounded Annualized. Returns for less than 1 year is Simple Annualized. Load is not taken into consideration for computation of performance. Different plans shall have a different expense structure. The expenses of the Direct Plan under the Scheme will be lower to the extent of the distribution expenses / commission charged to the Regular Plan.

As per clause 6.9.1 of the SEBI Master Circular for Mutual Funds no. HO/24/13/11(1)2026-IMD-POD-1/1/7602/2026 dated March 20, 2026., the scheme returns vis-à-vis the benchmark return (Total Return Index) shall be disclosed are provided from the date of allotment of units.

Post merger performance of the surviving scheme, arising out of merger of schemes with similar features, is computed as per the provisions of clause 14.3 of the SEBI Master Circular for Mutual Funds no. HO/24/13/11(1)2026-IMD-POD-1/1/7602/2026 dated March 20, 2026., on Disclosure of Performance of Schemes post-merger using the weighted average performance of both transferor and transferee schemes. In other cases, performance is computed using the Applicable NAV of the surviving/continuing schemes. ~ Face value Rs 10

SIP Performance - HSBC Large and Mid Cap Fund – Regular Plan <sup>®</sup>					Inception Date: 28-Mar-19
Scheme Name & Benchmarks	1 Year	3 Years	5 Years	Since Inception	
Total amount invested ( ₹)	120000	360000	600000	840000	
Market Value as on March 30, 2026 ( ₹)	1,11,734	3,86,610	7,81,459	13,65,399	
Scheme Returns (%)	-12.65	4.70	10.53	13.65	
NIFTY Large Midcap 250 TRI - Scheme Benchmark ( ₹)	1,09,121	3,77,400	7,61,775	13,96,820	
NIFTY Large Midcap 250 TRI - Scheme Benchmark Returns (%)	-16.53	3.10	9.50	14.29	
Nifty 50 TRI - Additional Benchmark ( ₹)	1,07,835	3,62,647	6,94,709	11,97,053	
Nifty 50 TRI - Additional Benchmark Returns (%)	-18.42	0.48	5.81	9.96	

SIP Performance - HSBC Large and Mid Cap Fund – Direct Plan <sup>®</sup>					Inception Date: 28-Mar-19
Scheme Name & Benchmarks	1 Year	3 Years	5 Years	Since Inception	
Total amount invested ( ₹)	120000	360000	600000	840000	
Market Value as on March 30, 2026 ( ₹)	1,12,398	3,93,524	8,07,349	14,22,310	
Scheme Returns (%)	-11.65	5.89	11.85	14.80	
NIFTY Large Midcap 250 TRI - Scheme Benchmark ( ₹)	1,09,121	3,77,400	7,61,775	13,96,820	
NIFTY Large Midcap 250 TRI - Scheme Benchmark Returns (%)	-16.53	3.10	9.50	14.29	
Nifty 50 TRI - Additional Benchmark ( ₹)	1,07,835	3,62,647	6,94,709	11,97,053	
Nifty 50 TRI - Additional Benchmark Returns (%)	-18.42	0.48	5.81	9.96	



**Past performance may or may not be sustained in future and is not a guarantee of any future returns.** For SIP returns, monthly investment of Rs. 10,000/- invested on the 1st day of every month has been considered. SIP Return are calculated on XIRR basis. IDCW are assumed to be reinvested and bonus is adjusted. Load is not taken into consideration.

Mayank Chaturvedi shall be the fund manager for investments in foreign securities (wherever applicable) for all the schemes of HSBC Mutual Fund. w.e.f. October 01, 2025.

Source: HSBC Mutual Fund, data As on 31 March 2026

[Click here](#) to check other funds performance managed by the Fund Manager

## Product Label

Scheme name and Type of scheme	Scheme Risk-o-meter	Benchmark Risk-o-meter (as applicable)
<p><b>HSBC Large and Mid Cap Fund</b> (An open ended equity scheme investing in both large cap and mid cap stocks)</p> <p><b>This product is suitable for investors who are seeking*:</b></p> <ul style="list-style-type: none"> <li>• Long term wealth creation and income</li> <li>• Investment predominantly in equity and equity related securities of Large and Mid cap companies</li> </ul>	 <p>The risk of the scheme is Very High Risk</p>	<p>As per AMFI Tier I. <b>Benchmark : NIFTY Large Midcap 250 TRI</b></p>  <p>The risk of the benchmark is Very High Risk</p>

\* Investors should consult their financial advisers if in doubt about whether the product is suitable for them.

**Note on Risk-o-meters:** Riskometer is As on 31 March 2026, Any change in risk-o-meter shall be communicated by way of Notice cum Addendum and by way of an e-mail or SMS to unitholders of that particular scheme

**Past performance may or may not be sustained in future and is not a guarantee of any future returns.** Source: HSBC Mutual Fund, data As on 31 March 2026

Investors are requested to note that as per SEBI (Mutual Funds) Regulations, 1996 and guidelines issued thereunder, HSBC AMC, its employees and/or empaneled distributors/agents are forbidden from guaranteeing/promising/assuring/predicting any returns or future performances of the schemes of HSBC Mutual Fund. Hence please do not rely upon any such statements/commitments. If you come across any such practices, please register a complaint via email at [investor.line@mutualfunds.hsbc.co.in](mailto:investor.line@mutualfunds.hsbc.co.in).

**Disclaimer:** This document has been prepared by HSBC Mutual Fund for information purposes only and should not be construed as i) an offer or recommendation to buy or sell securities, commodities, currencies or other investments referred to herein; or ii) an offer to sell or a solicitation or an offer for purchase of any of the funds of HSBC Mutual Fund; or iii) an investment research or investment advice. It does not have regard to specific investment objectives, financial situation and the particular needs of any specific person who may receive this document. Investors should seek personal and independent advice regarding the appropriateness of investing in any of the funds, securities, other investment or investment strategies that may have been discussed or referred herein and should understand that the views regarding future prospects may or may not be realized. In no event shall HSBC Mutual Fund/HSBC Asset management (India) Private Limited and / or its affiliates or any of their directors, trustees, officers and employees be liable for any direct, indirect, special, incidental or consequential damages arising out of the use of information / opinion herein.

This document is intended only for those who access it from within India and approved for distribution in Indian jurisdiction only. Distribution of this document to anyone (including investors, prospective investors or distributors) who are located outside India or foreign nationals residing in India, is strictly prohibited. Neither this document nor the units of HSBC Mutual Fund have been registered under Securities law/Regulations in any foreign jurisdiction. The distribution of this document in certain jurisdictions may be unlawful or restricted or totally prohibited and accordingly, persons who come into possession of this document are required to inform themselves about, and to observe, any such restrictions. If any person chooses to access this document from a jurisdiction other than India, then such person do so at his/her own risk and HSBC and its group companies will not be liable for any breach of local law or regulation that such person commits as a result of doing so.

© Copyright. HSBC Asset Management (India) Private Limited 2025, ALL RIGHTS RESERVED.  
HSBC Mutual Fund, 9-11th Floor, NESCO - IT Park Bldg. 3, Nesco Complex, Western Express Highway, Goregaon East, Mumbai 400063. Maharashtra.  
GST - 27AABCH0007N1ZS, Email: [investor.line@mutualfunds.hsbc.co.in](mailto:investor.line@mutualfunds.hsbc.co.in) | Website: [www.assetmanagement.hsbc.co/in](http://www.assetmanagement.hsbc.co/in)

**Mutual Fund investments are subject to market risks, read all scheme related documents carefully.**