

# A fund with a range of shots.



## Invest in HSBC Multi Asset Allocation Fund

(An open ended scheme investing in Equity & Equity Related instruments, Debt & Money Market Securities and Gold / Silver ETFs)

November 2025

## To face all market deliveries.

### Why HSBC Multi Asset Allocation Fund?

With an efficient asset allocation HSBC Multi Asset Allocation Fund aims to spread the risk across three major asset classes i.e. Equity, Debt and Gold/Silver risk to deliver fair risk adjusted growth in long run.



Aims to invest in high quality assets including GOI securities, Corporate bonds, Money market instruments to generate alpha with active duration management.

The Fund typical equity allocation may range between 65% to 80%.



The fund also aims to allocate around 10% to 25% to Gold/Silver ETF to compensate for volatility and support long term growth.

The fund aims to follow blended i.e. Top-down + Bottom-up approach and blended Growth and Value style investing.



In case of extreme events the fund may explore Arbitrage opportunities to help reduce volatility and improve overall performance.

Fund will take flexicap approach and invest across market caps based on prevailing valuation comfort



Asset re-allocation could be undertaken basis changes in a market / asset class outlook of the Fund House.

General Debt allocation of the fund is likely to be around 10% to 25%.



### Key Facts

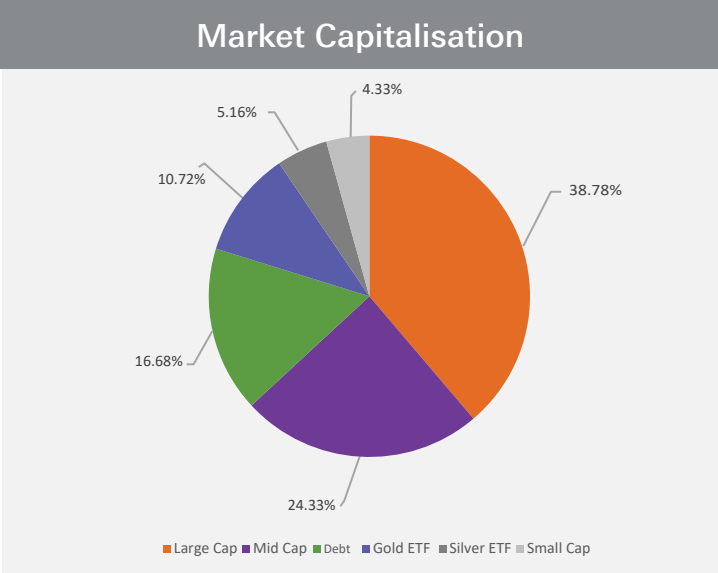
<b>Fund Manager</b>	Cheenu Gupta, Mahesh Chhabria, Mohd Asif Rizwi . Dipan Parikh & Mayank Chaturvedi <sup>#</sup>
<b>Benchmark<sup>1</sup></b>	BSE 200 TRI (65%) + NIFTY Short Duration Debt Index (20%) + Domestic Price of Gold (10%) + Domestic Price of Silver (5%)
<b>Inception Date</b>	28-Feb-24
<b>AUM<sup>&amp;</sup></b>	Rs. 2,407.97 cr.

<sup>#</sup>Mayank Chaturvedi shall be the fund manager for investments in foreign securities (wherever applicable) for all the schemes of HSBC Mutual Fund. w.e.f. October 01, 2025. Data as on 31 October 2025.

The sector(s)/stock(s)/issuer(s) mentioned in this document do not constitute any research report nor it should be considered as an investment research, investment recommendation or advice to any reader of this content to buy or sell any stocks / investments. The Fund/portfolio may or may not have any existing / future position in these sector(s)/stock(s)/issuer(s). Past performance may or may not sustain and doesn't guarantee the future performance.

Portfolio Top Hodldings	% to net assets
ETERNAL Limited	6.30%
HDFC Bank Limited	5.18%
Bharti Airtel Limited	4.76%
Larsen & Toubro Limited	3.55%
GE Vernova T&D India Limited	3.14%
ITC Limited	3.13%
Coforge Limited	2.27%
Max Healthcare Institute Limited	2.05%
Ashok Leyland Limited	1.97%
Kaynes Technology India Ltd	1.90%

Industry - Allocation	% to net assets
Gold ETF	10.72%
Debt Instrument	8.84%
Retailing	7.89%
Banks	7.25%
Electrical Equipment	7.19%
Reverse Repos/TREPS	5.38%
Silver ETF	5.16%
Telecom - Services	4.76%
Finance	4.59%
IT - Software	3.69%



**Note:** The above information is for illustrative purposes only. The sector(s)/stock(s)/issuer(s) mentioned in this document do not constitute any research report nor it should be considered as an investment research, investment recommendation or advice to any reader of this content to buy or sell any stocks / investments. The Fund/portfolio may or may not have any existing / future position in these sector(s)/stock(s)/issuer(s).

Fund Manager - Cheenu Gupta Effective 28 Feb 2024. Total Schemes Managed – 5; Fund Manager - Mahesh Chhabria Effective 28 Feb 2024. Total Schemes Managed – 16; Fund Manager - Mohd Asif Rizwi Effective 01 Feb 2025. Total Schemes Managed - 15; Fund Manager - Dipan Parikh Effective 28 Feb 2024. Total Schemes Managed – 1; Fund Manager - Mayank Chaturvedi Effective 01 Oct 2025. Total Schemes Managed - 20

### Lump Sum Investment Performance

Fund / Benchmark (Value of Rs 10,000 invested)	1 Year		Since Inception		Since Date
	Amount (Rs)	Returns (%)	Amount (Rs)	Returns (%)	
<b>HSBC Multi Asset Allocation Fund- Regular Plan~~</b>	10982	9.82	12790	15.84	
Scheme Benchmark (BSE 200 TRI (65%) + NIFTY Short Duration Debt Index (20%) +Domestic Price of Gold (10%)+Domestic Price of Silver (5%))	11305	13.05	12942	16.65	28-Feb-2024
Additional Benchmark (Nifty 50 TRI)	10759	7.59	11977	11.38	

Fund / Benchmark (Value of Rs 10,000 invested)	1 Year		Since Inception		Since Date
	Amount (Rs)	Returns (%)	Amount (Rs)	Returns (%)	
<b>HSBC Multi Asset Allocation Fund- Direct Plan~~</b>	11132	11.32	13087	17.43	
Scheme Benchmark (BSE 200 TRI (65%) + NIFTY Short Duration Debt Index (20%) +Domestic Price of Gold (10%)+Domestic Price of Silver (5%))	11305	13.05	12942	16.65	28-Feb-2024
Additional Benchmark (Nifty 50 TRI)	10759	7.59	11977	11.38	

Past performance may or may not be sustained in future and is not a guarantee of any future returns. The performance details provided herein are of Regular Plan - Growth Option. Returns on ₹10,000 are point-to-point returns for the specific time period, invested at the start of the period. The returns for the respective periods are provided as on last available NAV of October 2025 for the respective schemes. Returns for 1 year and above are Compounded Annualized. Returns for less than 1 year is Simple Annualized. Load is not taken into consideration for computation of performance. Different plans shall have a different expense structure. The expenses of the Direct Plan under the Scheme will be lower to the extent of the distribution expenses / commission charged to the Regular Plan.

As per clause 5.9.1 of the SEBI Master Circular dated June 27, 2024, the scheme returns vis-à-vis the benchmark return (Total Return Index) shall be disclosed are provided from the date of allotment of units.

Post merger performance of the surviving scheme, arising out of merger of schemes with similar features, is computed as per the provisions of clause 13.4 of the SEBI Master Circular dated June 27, 2024, on Disclosure of Performance of Schemes post-merger using the weighted average performance of both transferor and transferee schemes. In other cases, performance is computed using the Applicable NAV of the surviving/continuing schemes. ~~ Face value Rs 10.

Returns for Equity & FOF schemes has been calculated as on last business day NAV provided as on 31 October 2025.

SIP Performance - HSBC Multi Asset Allocation Fund - Regular - Growth Option



Scheme Name & Benchmarks	1 Year	Since Inception	Inception Date
Total amount invested (₹)	120000	200000	
Market Value as on October 31, 2025 (₹)	1,33,155	2,25,215	
Scheme Returns (%)	20.98	14.31	
(BSE 200 TRI (65%) + NIFTY Short Duration Debt Index (20%) +Domestic Price of Gold (10%)+Domestic Price of Silver (5% - Scheme Benchmark (₹)	1,33,308	2,27,628	28-Feb-2024
(BSE 200 TRI (65%) + NIFTY Short Duration Debt Index (20%) +Domestic Price of Gold (10%)+Domestic Price of Silver (5%) - Scheme Benchmark Returns (%)	21.23	15.66	
Nifty 50 TRI - Additional Benchmark (₹)	1,29,194	2,17,226	
Nifty 50 TRI - Additional Benchmark Returns (%)	14.54	9.81	

SIP Performance - HSBC Multi Asset Allocation Fund - Direct - Growth Option

Scheme Name & Benchmarks	1 Year	Since Inception	Inception Date
Total amount invested (₹)	120000	200000	
Market Value as on October 31, 2025 (₹)	1,34,142	2,27,954	
Scheme Returns (%)	22.61	15.85	
(BSE 200 TRI (65%) + NIFTY Short Duration Debt Index (20%) +Domestic Price of Gold (10%)+Domestic Price of Silver (5% - Scheme Benchmark (₹)	1,33,308	2,27,628	28-Feb-2024
(BSE 200 TRI (65%) + NIFTY Short Duration Debt Index (20%) +Domestic Price of Gold (10%)+Domestic Price of Silver (5%) - Scheme Benchmark Returns (%)	21.23	15.66	
Nifty 50 TRI - Additional Benchmark (₹)	1,29,194	2,17,226	
Nifty 50 TRI - Additional Benchmark Returns (%)	14.54	9.81	

**Past performance may or may not be sustained in future and is not a guarantee of any future returns.** For SIP returns, monthly investment of Rs. 10,000/- invested on the 1<sup>st</sup> day of every month has been considered. SIP Return are calculated on XIRR basis. IDCW are assumed to be reinvested and bonus is adjusted. Load is not taken into consideration.  
Mayank Chaturvedi shall be the fund manager for investments in foreign securities (wherever applicable) for all the schemes of HSBC Mutual Fund. w.e.f. October 01, 2025.  
Source: HSBC Mutual Fund, data as on 31 October 2025  
Click here: <https://www.assetmanagement.hsbc.co.in/assets/documents/mutual-funds/en/08b4a6d9-7523-403b-ad2a-e1d6eace21bb/performance-note-equity-hybrid-debt-global-funds-november-2025.pdf>  
to check other funds performance managed by the Fund Manager

Reach us 1800 200 2434

Follow us on 


[www.assetmanagement.hsbc.co.in](http://www.assetmanagement.hsbc.co.in)

**Data as on 31 October 2025.**  
\*As per clause 1.9 of the SEBI Master Circular dated June 27, 2024, on ‘Guiding Principles for bringing uniformity in Benchmarks of Mutual Fund Schemes’ has introduced two-tiered structure for benchmarking of certain categories of schemes. Accordingly, the benchmark has been classified as Tier 1 benchmark effective from 01 December 2021.  
\*For disclosure of quarterly AUM/AAUM and AUM by geography, please visit our website: <https://www.assetmanagement.hsbc.co.in/en/mutual-funds/investor-resources/information-library/#&accordion1446811090=4>  
Note: The sector(s)/stock(s)/issuer(s) mentioned in this document do not constitute any research report nor it should be considered as an investment research, investment recommendation or advice to any reader of this content to buy or sell any stocks / investments. The Fund/portfolio may or may not have any existing / future position in these sector(s)/stock(s)/issuer(s).  
Source – HSBC Mutual Fund, Data as of 31 October 2025. Past performance may or may not sustain and doesn’t guarantee the future performance.


**HSBC Multi Asset Allocation Fund**  
(An open ended scheme investing in Equity & Equity Related instruments, Debt & Money Market Securities and Gold / Silver ETFs)  
**This product is suitable for investors who are seeking\*:**

- Long term wealth creation
- Investment in equity and equity related securities, fixed income instruments and Gold/Silver ETFs.


**\*Investors should consult their financial advisers if in doubt about whether the product is suitable for them.**  
As per AMFI Tier I **Benchmark Index: BSE 200 TRI (65%) + NIFTY Short Duration Debt Index (20%) +Domestic Price of Gold (10%) +Domestic Price of Silver (5%)**

**Scheme Riskometer**


The risk of the scheme is Very High Risk

**Benchmark Risk-o-meter (as applicable)**  
**BSE 200 TRI**


The risk of the benchmark is Very High Risk

**Domestic price of gold**

The risk of the benchmark is High Risk

**NIFTY Short Duration Debt Index**

The risk of the benchmark is Low to Moderate Risk

**Domestic price of silver**

The risk of the benchmark is Very High Risk

Note on Risk-o-meters: Riskometer is as on 31 October 2025, Any change in risk-o-meter shall be communicated by way of Notice cum Addendum and by way of an e-mail or SMS to unitholders of that particular scheme

**Past performance may or may not be sustained in the future and is not indicative of future results.** Source: HSBC Mutual Fund, data as on 31 October 2025

Investors are requested to note that as per SEBI (Mutual Funds) Regulations, 1996 and guidelines issued thereunder, HSBC Mutual Fund, its employees and/or empaneled distributors/agents are forbidden from guaranteeing/promising/assuring/predicting any returns or future performances of the schemes of HSBC Mutual Fund. Hence please do not rely upon any such statements/commitments. If you come across any such practices, please register a complaint via email at [investor.line@mutualfunds.hsbc.co.in](mailto:investor.line@mutualfunds.hsbc.co.in).

Disclaimer: This document has been prepared by HSBC Mutual Fund for information purposes only and should not be construed as i) an offer or recommendation to buy or sell securities, commodities, currencies or other investments referred to herein; or ii) an offer to sell or a solicitation or an offer for purchase of any of the funds of HSBC Mutual Fund; or iii) an investment research or investment advice. It does not have regard to specific investment objectives, financial situation and the particular needs of any specific person who may receive this document. Investors should seek personal and independent advice regarding the appropriateness of investing in any of the funds, securities, other investment or investment strategies that may have been discussed or referred herein and should understand that the views regarding future prospects may or may not be realized. In no event shall HSBC Mutual Fund/HSBC Asset management (India) Private Limited and / or its affiliates or any of their directors, trustees, officers and employees be liable for any direct, indirect, special, incidental or consequential damages arising out of the use of information / opinion herein.

This document is intended only for those who access it from within India and approved for distribution in Indian jurisdiction only. Distribution of this document to anyone (including investors, prospective investors or distributors) who are located outside India or foreign nationals residing in India, is strictly prohibited. Neither this document nor the units of HSBC Mutual Fund have been registered under Securities law/Regulations in any foreign jurisdiction. The distribution of this document in certain jurisdictions may be unlawful or restricted or totally prohibited and accordingly, persons who come into possession of this document are required to inform themselves about, and to observe, any such restrictions. If any person chooses to access this document from a jurisdiction other than India, then such person do so at his/her own risk and HSBC and its group companies will not be liable for any breach of local law or regulation that such person commits as a result of doing so.

© Copyright. HSBC Mutual Fund 2025, ALL RIGHTS RESERVED.  
HSBC Mutual Fund, 9-11th Floor, NESCO - IT Park Bldg. 3, Nesco Complex, Western Express Highway, Goregaon East, Mumbai 400063. Maharashtra. GST - 27AABCH0007N1ZS, Email: [investor.line@mutualfunds.hsbc.co.in](mailto:investor.line@mutualfunds.hsbc.co.in) | Website: [www.assetmanagement.hsbc.co.in](http://www.assetmanagement.hsbc.co.in)

**Mutual Fund investments are subject to market risks, read all scheme related documents carefully.** CL 3302