

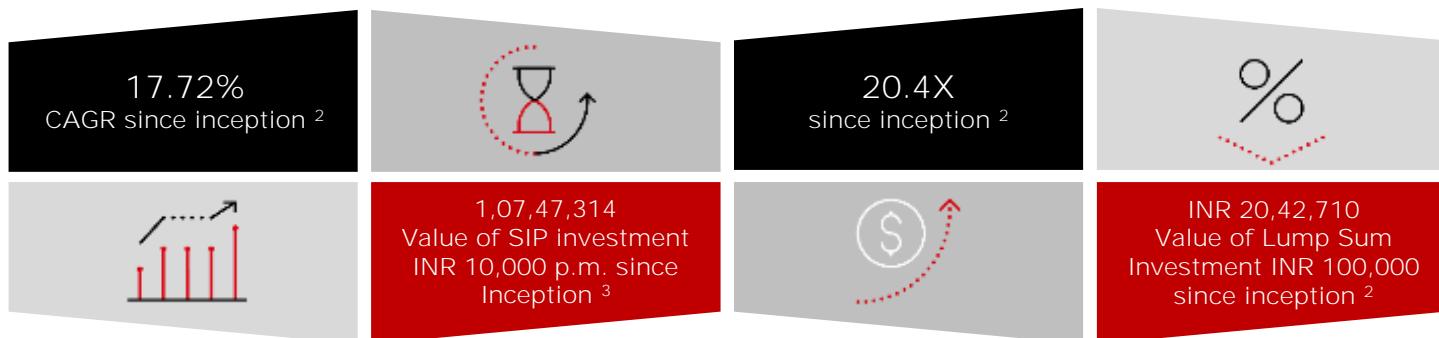
Product Note

HSBC Mid Cap Fund (HMCF) (Formerly known as L&T Midcap Fund)

Mid Cap Fund – An open ended equity scheme predominantly investing in mid cap stocks
(HSBC Midcap Fund has merged into L&T Midcap Fund and the surviving scheme has been renamed)

February 2023

Fund Category	Fund Manager	Benchmark ¹	Inception Date	AUM
Mid Cap Fund	Vihang Shankar Naik and Cheenu Gupta	NIFTY Midcap 150 TRI	9 Aug 2004	Rs. 7088.56 Cr



Portfolio	% of net assets
Ratnamani Metals and Tubes Limited	3.33%
Emami Limited	3.10%
Sundaram Finance Limited	2.38%
Abbott India Limited	2.37%
IPCA Laboratories Limited	2.37%
Cummins India Limited	2.28%
Indian Bank	2.27%
Bosch Limited	2.18%
The Indian Hotels Company Limited	1.98%
Blue Dart Express Limited	1.90%

Sector - Allocation	% of net assets
Industrial Products	12.12%
Pharmaceuticals and Biotechnology	10.44%
Finance	7.77%
Auto Components	7.13%
Banks	6.50%
IT Software	4.14%
Fertilizers and Agrochemicals	3.70%
Healthcare Services	3.25%
Personal Products	3.10%
Consumer Durables	3.02%

Risk Ratios ⁴	
Standard Deviation	22.48%
Beta	0.82
Sharpe Ratio ⁵	0.40
R2	0.96

Load / Expenses	
Entry Load	NA
Exit Load - NIL (after 1 year), 1% (before 1 year) ⁶	
Expense ratio (Other than Direct) ⁷	1.85%
Expense ratio (Direct)	0.72%

¹ SEBI vide its circular no. SEBI/HO/IMD/IMD-II DF3/P/ CIR/2021/652 dated October 27, 2021, on 'Guiding Principles for bringing uniformity in Benchmarks of Mutual Fund Schemes' has introduced two-tiered structure for benchmarking of certain categories of schemes. Accordingly, the benchmark has been classified as Tier 1 benchmark. Furthermore, the same is effective from 01 December 2021

² As on 31 January 2023 of Growth option. During the same period, scheme benchmark (S&P BSE 150 MidCap TRI) has moved by NA to Rs NA from Rs 100,000 and delivered return of NA Please refer page no. 3 for detailed performance of HSBC Mid Cap Fund.

³ During the same period, value of scheme benchmark (NIFTY Midcap 150 TRI) is not available.

⁴ Statistical Ratios disclosed are as per monthly returns (Annualized) for the last 3 years.

⁵ Risk free rate: 6.50% (FIMMDA-NSE Mibor) as on January 31, 2023

⁶ Exit Load - If the units redeemed or switched out are upto 10% of the units purchased or switched in ("the limit") within 1 year from the date of allotment - Nil

• If units redeemed or switched out are over and above the limit within 1 year from the date of allotment - 1% • If units are redeemed or switched out on or after 1 year from the date of allotment – Nil

⁷ Continuing plans

Data as on 31 January 2023 unless otherwise given

Did you know that in the long run the midcaps have the potential to outperform the benchmarks? Despite being more volatile, midcaps could offer higher growth opportunities and have the potential to generate alpha in the long run.

Why HSBC Mid Cap Fund?

- To seek an exposure in mid cap segment stocks for higher alpha generating opportunities
- A top down and bottom up approach will be used to invest in equity and equity related instruments
- To create a corpus through generating inflation-adjusted returns to cater to long-term goals

Fund Philosophy

- The fund manager actively looks out to identify opportunities in the midcap space arising out of macroeconomic dynamics, new reforms and policies, etc.
- It has a long term performance track record and potential for alpha generation for investors that have patience to endure volatility and stay invested for the long term
- The fund follows robust risk management practice to manage and mitigate risks, especially the ones specific to midcap segment of the market for e.g. Liquidity

Investment Objective

To seek to generate long-term capital growth from an actively managed portfolio of equity and equity related securities of predominantly mid cap companies. However, there can be no assurance or guarantee that the investment objective of the scheme would be achieved.

HSBC Mid Cap Fund (HMCF) | Product Note
[February 2023]

Fund Managers - Vihang Shankar Naik (No of Schemes Managed – 4) - Managing Fund Since 28 June 2016 and Cheenu Gupta (No of Schemes Managed – 7) - Managing Fund Since 26 Nov 2022 and Sonal Gupta (No of Schemes Managed - 4, for investment in foreign securities)

Lump Sum Investment Performance									Inception Date
Fund / Benchmark (Value of Rs 10,000 invested)	1 Year		3 Years		5 Years		Since Inception		
	Amount in Rs	PTP Returns %	Amount in Rs	PTP Returns %	Amount in Rs	PTP Returns %	Amount in Rs	PTP Returns %	
HSBC Mid Cap Fund-Regular ⁸	9995	-0.05	14657	13.58	13730	6.54	204271	17.72	09-Aug-04
Scheme Benchmark (NIFTY Midcap 150 TRI)	10256	2.56	17904	21.40	17077	11.29	NA	NA	
Additional Benchmark (Nifty 50 TRI)	10318	3.18	15298	15.21	17049	11.25	135868	15.15	

Performance of other funds managed by the Fund Manager									Inception Date
Fund / Benchmark (Value of Rs 10,000 invested)	1 Year		3 Years		5 Years		Since Inception		
	Amount in Rs	PTP Returns %	Amount in Rs	PTP Returns %	Amount in Rs	PTP Returns %	Amount in Rs	PTP Returns %	
HSBC Large and Mid Cap Fund-Regular	9885	-1.15	14150	12.26	NA	NA	15062	11.23	28-Mar-19
Scheme Benchmark (NIFTY Large Midcap 250 TRI)	10213	2.13	16468	18.07	NA	NA	17168	15.07	
Additional Benchmark (Nifty 50 TRI)	10318	3.18	15298	15.21	NA	NA	15983	12.95	
HSBC Small Cap Fund-Regular ⁹	10097	0.97	19863	25.68	16484	10.51	44278	18.59	12-May-14
Scheme Benchmark (NIFTY Small Cap 250 TRI)	9533	-4.67	18349	22.40	13862	6.75	34646	15.30	
Additional Benchmark (Nifty 50 TRI)	10318	3.18	15298	15.21	17049	11.25	28089	12.56	
HSBC ELSS Fund-Regular	9771	-2.29	13864	11.49	13295	5.86	77561	12.86	27-Feb-06
Scheme Benchmark (Nifty 500 TRI)	10128	1.28	15654	16.10	16317	10.28	68619	12.04	
Additional Benchmark (Nifty 50 TRI)	10318	3.18	15298	15.21	17049	11.25	70743	12.25	
HSBC Tax Saver Equity Fund-Regular	9611	-3.89	14015	11.90	13817	6.68	54877	11.17	05-Jan-07
Scheme Benchmark (Nifty 500 TRI)	10128	1.28	15654	16.10	16317	10.28	54132	11.07	
Additional Benchmark (Nifty 50 TRI)	10318	3.18	15298	15.21	17049	11.25	53748	11.02	
HSBC Value Fund-Regular	10364	3.64	16482	18.11	15427	9.05	60624	14.78	08-Jan-10
Scheme Benchmark (Nifty 500 TRI)	10128	1.28	15654	16.10	16317	10.28	39303	11.04	
Additional Benchmark (Nifty 50 TRI)	10318	3.18	15298	15.21	17049	11.25	39449	11.07	
HSBC Flexi Cap Fund-Regular	10117	1.17	14477	13.11	14091	7.10	155771	15.59	24-Feb-04
Scheme Benchmark (Nifty 500 TRI)	10128	1.28	15654	16.10	16317	10.28	130471	14.52	
Additional Benchmark (Nifty 50 TRI)	10318	3.18	15298	15.21	17049	11.25	123717	14.20	
HSBC Conservative Hybrid Fund – Regular	10024	0.24	11919	6.02	13148	5.62	44846	8.24	24-Feb-04
Scheme Benchmark (NIFTY 50 Hybrid Composite Deb 15:85 Index)	10360	3.60	12595	7.99	14787	8.13	45312	8.30	
Additional Benchmark (CRISIL 10 year Gilt Index)	10198	1.98	11143	3.67	13235	5.76	27324	5.45	
HSBC Equity Savings Fund-Regular	10151	1.51	12902	8.86	13451	6.10	23360	7.80	18-Oct-11
Scheme Benchmark (NIFTY Equity Savings Index)	10400	4.00	12980	9.08	14747	8.07	27714	9.44	
Additional Benchmark (CRISIL 10 year Gilt Index)	10198	1.98	11143	3.67	13235	5.76	20616	6.61	

Note - Sonal Gupta shall be dedicated fund manager for investments in foreign securities by all the schemes of HSBC Mutual Fund.

Past performance may or may not be sustained in the future. Source: HSBC Asset Management India, data as at 31 Jan 2023

Past performance may or may not be sustained in the future. Refer note below.

Name of Scheme	Fund Manager	No. of funds managed and Co-managed
HSBC Midcap Fund	Vihang Shankar Naik- Since June 28 2016 Cheenu Gupta- Since Nov 26 2022	Vihang Shankar Naik-4 Cheenu Gupta-7
HSBC Large & Mid Cap Fund	Cheenu Gupta- Since Nov 26, 2022 Neelotpal Sahai- Since Mar 28, 2019	Cheenu Gupta-7 Neelotpal Sahai-4
HSBC Small Cap Fund	Venugopal Manghat- Since Dec 17, 2019 Vihang Shankar Naik- Since Dec 17, 2019	Venugopal Manghat-5 Vihang Shankar Naik-4
HSBC ELSS Fund	Cheenu Gupta- Since Jul 02, 2021 Gautam Bhupal- Since Nov 26, 2022	Cheenu Gupta-7 Gautam Bhupal-6
HSBC Tax Saver Fund	Gautam Bhupal- Since July 23, 2019 Cheenu Gupta- Since Nov 26, 2022	Gautam Bhupal-6 Cheenu Gupta-7
HSBC Value Fund	Venugopal Manghat- Since Nov 24, 2012 Vihang Shankar Naik- Since Dec 17, 2019	Venugopal Manghat-5 Vihang Shankar Naik-4
HSBC Flexi Cap Fund	Vihang Shankar Naik- Since Nov, 26 2022 Venugopal Manghat- Since Nov, 26 2022	Vihang Shankar Naik-4 Venugopal Manghat-5
HSBC Conservative Hybrid Fund	Ritesh Jain (Fixed Income) Since Nov 26, 2022 Cheenu Gupta (Equity) Since Nov 26, 2022	Ritesh Jain-5 Cheenu Gupta-7
HSBC Equity Savings Fund	Cheenu Gupta (Equity) - Since Jul 02, 2021 Ritesh Jain (Fixed Income) - Since Nov 26, 2022	Cheenu Gupta-7 Ritesh Jain-5
HSBC Aggressive Hybrid Fund	Cheenu Gupta (Equity)- Since July 02, 2021 Shriram Ramanathan (Fixed Income)- Since May 30, 2016	Cheenu Gupta-7 Shriram Ramanathan-11

⁸ HSBC Mid Cap Fund: The launch date of the S&P BSE 150 Mid Cap TRI is November 30, 2017 whereas the inception date of the scheme is August 09, 2004. The corresponding benchmark returns since inception of the scheme is not available.

⁹ HSBC Small Cap Fund: The launch date of the S&P BSE 250 Small Cap Index (INR) is November 30, 2017 whereas the inception date of the scheme is May 12, 2014. The corresponding benchmark returns since inception of the scheme is not available.

SIP Performance - HSBC Mid Cap Fund - Reg					Inception Date: 09-August-04
Scheme Name & Benchmarks	1 Year	3 Years	5 Years	Since Inception	
Total amount invested (₹)	120000	360000	600000	2210000	
Market Value as on January 31, 2023 (₹)	1,21,479	4,43,480	8,10,911	1,07,47,314	
Scheme Returns (%)	2.28	14.01	11.99	15.23	
NIFTY Midcap 150 TRI - Scheme Benchmark (₹)	1,23,489	5,01,036	9,55,887	NA	
NIFTY Midcap 150 TRI - Scheme Benchmark Returns (%)	5.41	22.67	18.68	NA	
Nifty 50 TRI - Additional Benchmark (₹)	1,23,151	4,58,694	8,57,687	80,75,850	
Nifty 50 TRI - Additional Benchmark Returns (%)	4.88	16.37	14.26	12.65	

Since Inception returns are provided from the date of allotment of units. PTP returns – Point to Point returns.



For SIP returns, monthly investment of Rs.10,000 invested on the 1st day of every month has been considered. SIP Return are calculated on XIRR basis.

The performance details provided herein is of Regular Plan - Growth Option. Returns on ₹10,000 are point-to-point returns for the specific time period, invested at the start of the period. The returns for the respective periods are provided as on last available NAV of January 2023 for the respective Schemes. Returns for 1 year and above are Compounded Annualized. Returns for less than 1 year is Simple Annualized. Load is not taken into consideration for computation of performance. Different plans shall have a different expense structure. The expenses of the Direct Plan under the Scheme will be lower to the extent of the distribution expenses / commission charged to the Regular Plan.

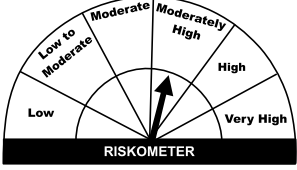

Pursuant to the transfer of schemes of L&T Mutual Fund to HSBC Mutual Fund, which was effective from the close of business hours of November 25, 2022, the performance of the Scheme (which is the surviving scheme out of the merger of schemes with similar features) provided above is computed as per the provisions of SEBI Circular No- SEBI/HO/IMD/DF3/CIR/P/2018/69 dated April 12, 2018 using the weighted average performance of both transferor and transferee schemes. The details of the transferor and transferee schemes please refer to our notice dated October 14, 2022 available on www.assetmanagement.hsbc.co.in.

Past performance may or may not be sustained in the future. Source: HSBC Asset Management India, data as at 31 Jan 2023

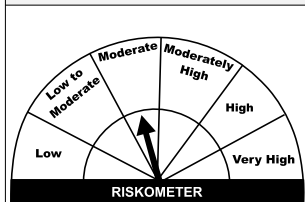
Product Label

Scheme name and Type of scheme	Riskometer of the Scheme	Riskometer of the benchmark
<p>This product is suitable for investors who are seeking*:</p> <p>HSBC Midcap Fund (Erstwhile L&T Midcap Fund) - Midcap Fund – An open ended equity scheme predominantly investing in mid cap stocks.</p> <ul style="list-style-type: none"> • Long term wealth creation • Investment in equity and equity related securities of mid cap companies. (Benchmark : S&P BSE 150 MidCap TRI Index) <p>HSBC Large and Mid Cap Fund (Erstwhile HSBC Large & Mid Cap Equity Fund) - Large and Mid Cap Fund – An open ended equity scheme investing in both large cap and mid cap stocks.</p> <ul style="list-style-type: none"> • Long term wealth creation and income • Investment predominantly in equity and equity related securities of Large and Mid cap companies (Benchmark : NIFTY Large Midcap 250 TRI) <p>HSBC Small Cap Fund (Erstwhile L&T Emerging Businesses Fund) - Small Cap Fund – An open ended equity scheme predominantly investing in small cap stocks</p> <ul style="list-style-type: none"> • Long term capital appreciation • Investment predominantly in equity and equity-related securities, including equity derivatives in Indian markets with key theme focus being emerging companies (small cap stocks); and foreign securities (Benchmark : S&P BSE 250 Small Cap Index TRI Index) <p>HSBC ELSS Fund (Erstwhile L&T Tax Advantage Fund) - Equity Linked Savings Scheme - An open ended equity linked saving scheme with a statutory lock in of 3 years and tax benefit</p> <ul style="list-style-type: none"> • Long term capital growth • Investment predominantly in equity and equity-related securities. (Benchmark : NIFTY 500 TRI Index) <p>HSBC Tax Saver Equity Fund - Equity Linked Savings Scheme - An open ended equity linked saving scheme with a statutory lock in of 3 years and tax benefit</p> <ul style="list-style-type: none"> • Long term capital growth • Investment predominantly in equity and equity-related securities. (Benchmark : NIFTY 500 TRI Index) <p>HSBC Value Fund (Erstwhile L&T India Value Fund) - Value Fund - An open ended equity scheme following a value investment strategy.</p> <ul style="list-style-type: none"> • Long term capital appreciation • Investment predominantly in equity and equity-related securities in Indian markets and foreign securities with higher focus on undervalued securities. (Benchmark : NIFTY 500 TRI Index) <p>HSBC Flexi Cap Fund - Flexi Cap Fund – An open ended dynamic equity scheme investing across large cap, mid cap, small cap stocks.</p> <ul style="list-style-type: none"> • To create wealth over long term • Investment in equity and equity related securities across market capitalizations. (Benchmark : NIFTY 500 TRI Index) 	 <p>Investors understand that their principal will be at Very High risk</p>	

HSBC Conservative Hybrid Fund (Erstwhile HSBC Regular Savings Fund)

 <p>Investors understand that their principal will be at Moderately High risk</p>	<p>Conservative Hybrid Fund– An open ended hybrid scheme investing predominantly in debt instruments.</p> <p>This product is suitable for investors who are seeking*:</p> <ul style="list-style-type: none"> • Investment in fixed income (debt and money market instruments) as well as equity and equity related securities • Capital appreciation over medium to long term 	<p>Benchmark Index: NIFTY 50 Hybrid Composite Debt 15:85 Index</p> 
---	---	--

HSBC Equity Savings Fund (Erstwhile L&T Equity Savings Fund)



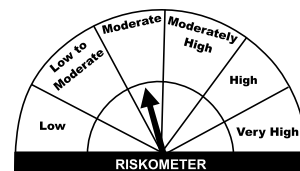
Investors understand that their principal will be at Moderate risk

Equity Savings Fund – An open ended scheme investing in equity, arbitrage and debt.

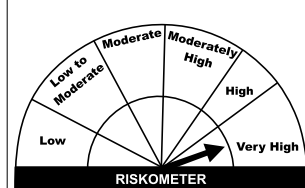
This product is suitable for investors who are seeking*:

- Investment in fixed income (debt and money market instruments) as well as equity and equity related securities
- Capital appreciation over medium to long term

Benchmark Index: NIFTY Equity Savings Index



HSBC Aggressive Hybrid Fund (Erstwhile L&T Hybrid Equity Fund)



Investors understand that their principal will be at Very High risk

Aggressive Hybrid Fund - An open ended hybrid scheme investing predominantly in equity and equity related instruments..

This product is suitable for investors who are seeking*:

- Long term wealth creation and income
- Investment in equity and equity related securities and fixed income instruments

Benchmark Index: Nifty 50 Hybrid composite debt 65:35 Index



* Investors should consult their financial advisers if in doubt about whether the product is suitable for them.

Note on Risk-o-meters: Riskometer is as on 31 Dec 2022, Any change in risk-o-meter shall be communicated by way of Notice cum Addendum and by way of an e-mail or SMS to unitholders of that particular scheme

Past performance may or may not be sustained in the future. Source: HSBC Asset Management India, data as at 31 Jan 2023

Disclaimer: This document has been prepared by HSBC Asset Management (India) Private Limited (HSBC) for information purposes only and should not be construed as i) an offer or recommendation to buy or sell securities, commodities, currencies or other investments referred to herein; or ii) an offer to sell or a solicitation or an offer for purchase of any of the funds of HSBC Mutual Fund; or iii) an investment research or investment advice. It does not have regard to specific investment objectives, financial situation and the particular needs of any specific person who may receive this document. Investors should seek personal and independent advice regarding the appropriateness of investing in any of the funds, securities, other investment or investment strategies that may have been discussed or referred herein and should understand that the views regarding future prospects may or may not be realized. In no event shall HSBC Mutual Fund/HSBC Asset management (India) Private Limited and / or its affiliates or any of their directors, trustees, officers and employees be liable for any direct, indirect, special, incidental or consequential damages arising out of the use of information / opinion herein.

This document is intended only for those who access it from within India and approved for distribution in Indian jurisdiction only. Distribution of this document to anyone (including investors, prospective investors or distributors) who are located outside India or foreign nationals residing in India, is strictly prohibited. Neither this document nor the units of HSBC Mutual Fund have been registered under Securities law/Regulations in any foreign jurisdiction. The distribution of this document in certain jurisdictions may be unlawful or restricted or totally prohibited and accordingly, persons who come into possession of this document are required to inform themselves about, and to observe, any such restrictions. If any person chooses to access this document from a jurisdiction other than India, then such person do so at his/her own risk and HSBC and its group companies will not be liable for any breach of local law or regulation that such person commits as a result of doing so.

© Copyright. HSBC Asset Management (India) Private Limited 2023, ALL RIGHTS RESERVED.
HSBC Mutual Fund, 9-11th Floor, NESCO - IT Park Bldg. 3, Nesco Complex, Western Express Highway, Goregaon East, Mumbai 400063. Maharashtra.
GST - 27AABCH0007N1ZS, Email: investor.line@mutualfunds.hsbc.co.in | Website: www.assetmanagement.hsbc.co/in

Mutual fund investments are subject to market risks, read all scheme related documents carefully.