

HSBC Income Plus Arbitrage Active FOF

(Erstwhile HSBC Managed Solutions India – Conservative Plan)

(An open-ended Income plus Arbitrage Active Fund of Fund scheme)

Product Note | August 2025

Fund Category	Fund Manager	Benchmark ¹	Inception Date	AUM ² &
Hybrid FoF - Income plus Arbitrage FoF	Mohd Asif Rizwi, Mahesh Chhabria	65% NIFTY Short Duration Debt Index + 35% NIFTY 50 Arbitrage Index	30-Apr-14	Rs 571.33 Cr

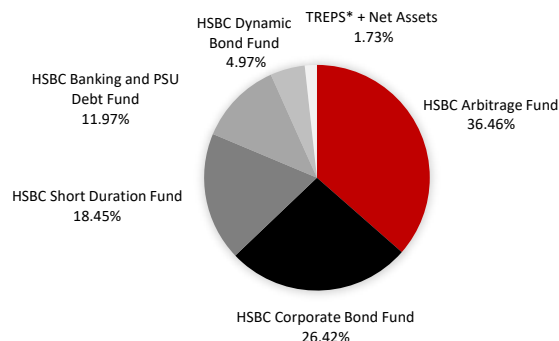
Portfolio

Issuer	% to Net Assets
Mutual Fund Units	98.27%
HSBC Arbitrage Fund Direct Growth	36.46%
HSBC Corporate Bond Fund - Direct Growth	26.42%
HSBC Short Duration Fund - Direct Growth	18.45%
HSBC Banking and PSU Debt Fund - Direct Growth	11.97%
HSBC Dynamic Bond Fund - Direct Growth	4.97%
TREPS* + Net Assets	1.73%
Total Net Assets as on 31-July-2025	100.00%

*TREPS : Tri-Party Repo fully collateralized by G-Sec



Asset Allocation



Asset Type	Equity	Fixed Income	Fixed Income			Fixed Income	
Strategies	Arbitrage Strategy	Defensive Strategy	Core Fixed Income Strategy			Alpha Generating Strategy	
Fund Allocations	HSBC Arbitrage Fund + Cash	HSBC Ultra Short Duration Fund	HSBC Banking and PSU Debt Fund	HSBC Corporate Bond Fund	HSBC Short Duration Fund	HSBC Gilt Fund	HSBC Dynamic Bond Fund
Allocation	38.19%	0.0%	11.97%	26.42%	18.45%	0.0%	4.97%
Mod Duration	-	5.62	2.63	2.64	2.45	9.31	6.53

Data as on 31 July 2025

A scheme with an active mix of Arbitrage and Actively managed exposure across high quality debt funds.

HSBC Income Plus Arbitrage Active FoF*	
(An open-ended Income plus Arbitrage Active Fund of Fund scheme)	
Arbitrage (35-45%)	Active Debt allocation (55-65%)
100% Hedged Equity Exposure	<ul style="list-style-type: none"> High Asset quality (100% Sovereign / AAA) Active allocation across debt fund categories across maturities depending on the macro view and interest rate scenario

¹ As per clause 1.9 of the SEBI Master Circular for Mutual Funds no. SEBI/HO/IMD/IMD-PoD-1/P/CIR/2024/90d dated June 27, 2024, on 'Guiding Principles for bringing uniformity in Benchmarks of Mutual Fund Schemes' has introduced two-tiered structure for benchmarking of certain categories of schemes. Accordingly, the benchmark has been classified as Tier 1 benchmark. Furthermore, the same is effective from 01 December 2021. ² AUM is as on 31 July 2025.

*For disclosure of quarterly AUM/AAUM and AUM by geography, please visit our website: <https://www.assetmanagement.hsbc.co.in/en/mutual-funds/investorresources/information-library/#&accordion1446811090=4>

Note: The sector(s)/stock(s)/issuer(s) mentioned in this document do not constitute any research report nor it should be considered as an investment research, investment recommendation or advice to any reader of this content to buy or sell any stocks / investments. The Fund/portfolio may or may not have any existing / future position in these sector(s)/stock(s)/issuer(s). Note : Views provided above are based on information available in public domain at this moment and subject to change. Investors should not consider the same as investment advice. Please consult your financial advisor for any investment decision.

[Click here](#) to refer to the notice of 'Categorization of HSBC Managed Solutions Fund' * Fund positioning is effective from 13 March 2025

Source – HSBC Mutual Fund, Data as of 31 July 2025. Past performance may or may not be sustained in future and is not a guarantee of any future returns.

Fund of Fund (FOF) Note - The investors are bearing the recurring expenses of the scheme, in addition to the expenses of other schemes in which the Fund of Funds Scheme makes investments. Note : Please refer to Scheme Information Document for more details on Asset Allocation of the scheme.

- HSBC Income Plus Arbitrage Active FoF allows the Fund Manager to switch between debt schemes without any tax incidence to adapt to market conditions – thereby optimizing capital gains for investors
- Aims to offer reasonable returns compared to an only debt-strategy with better tax-efficiency (12.5% with a 2-year investment horizon)

Investment Objective

- The investment objective is to generate income / long-term capital appreciation by investing in units of debt-oriented and arbitrage schemes and money market instruments. However, there is no assurance that the investment objective of the Scheme will be achieved.

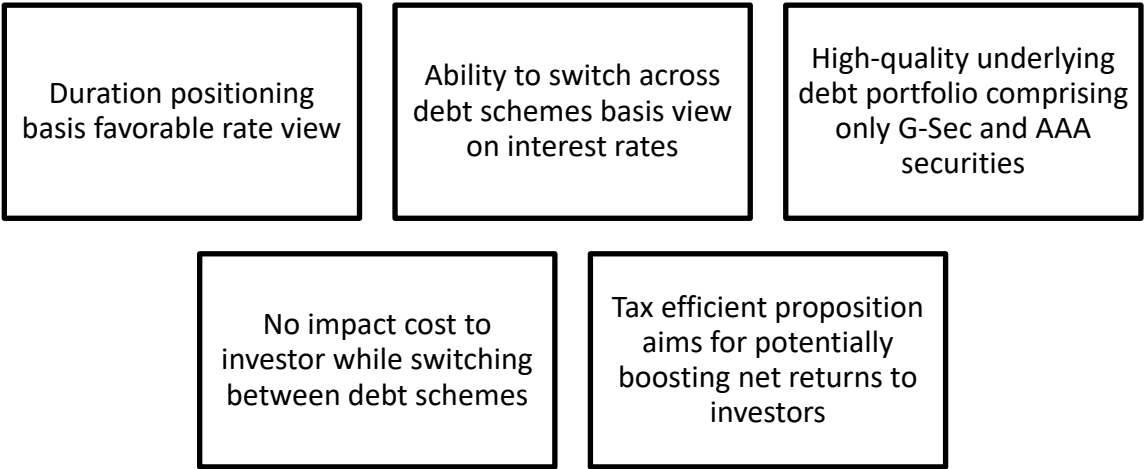
Our Philosophy

- Focus on investors' risk profile to meet the needs and preference of investors
- Deliver solutions through Fund of Funds (FoF) feeding into HSBC/third party funds
- Active investment opportunity supported by variety of debt schemes across maturity, credits and investment strategies

Why HSBC Income Plus Arbitrage Active FoF?

- To benefit from exposure to arbitrage and debt-oriented schemes with the aim to capture the opportunities offered by Indian debt markets
- True to label fund – The fund will stay true to its objective in keeping with the mandate reposed by the investor whilst investing in the fund
- Dynamic management of maturity through underlying scheme selection to generate alpha and capture accrual opportunities

Key takeaways: HSBC Income Plus Arbitrage Active FoF



Quantitative Data (Debt Portion Only)	
YTM _s	6.60%
Average Maturity	3.84 Years
Modified Duration	2.81 Years
Macaulay Duration [^]	2.96 Years

Data as on 31 July 2025, Source – HSBC Mutual Fund, Bloomberg, RBI, CCIL, Please refer Scheme Information Document (SID) for more details on scheme.

Note: The sector(s)/stock(s)/issuer(s) mentioned in this document do not constitute any research report nor it should be considered as an investment research, investment recommendation or advice to any reader of this content to buy or sell any stocks / investments. The Fund/portfolio may or may not have any existing / future position in these sector(s)/stock(s)/issuer(s).

Views provided above are based on information available in public domain at this moment and subject to change. Investors should not consider the same as investment advice. Please consult your financial advisor for any investment decision. Past performance may or may not be sustained in future and is not a guarantee of any future returns.

Fund Manager - Mahesh Chhabria Effective 01 Apr 2024. Total Schemes Managed – 16; Fund Manager - Mohd Asif Rizwi Effective 13 Mar 2025. Total Schemes Managed – 15									
HSBC Income Plus Arbitrage Active FOF - Regular Plan ~~~	10598	5.98	12382	7.36	13440	6.09	21560	7.06	30-Apr-14
Scheme Benchmark (65% NIFTY Short Duration Debt Index + 35% NIFTY 50 Arbitrage Index)	10819	8.19	12418	7.47	13460	6.12	21336	6.96	
Additional Benchmark (Nifty 50 TRI)	10054	0.54	14946	14.29	23751	18.88	42565	13.73	
Additional Benchmark (CRISIL 10 Year Gilt Index)	10988	9.88	12850	8.69	12966	5.33	22345	7.40	
HSBC Income Plus Arbitrage Active FOF - Direct Plan ~~~	10664	6.64	12652	8.13	13939	6.86	22858	7.62	30-Apr-14
Scheme Benchmark (65% NIFTY Short Duration Debt Index + 35% NIFTY 50 Arbitrage Index)	10819	8.19	12418	7.47	13460	6.12	21336	6.96	
Additional Benchmark (Nifty 50 TRI)	10054	0.54	14946	14.29	23751	18.88	42565	13.73	
Additional Benchmark (CRISIL 10 Year Gilt Index)	10988	9.88	12850	8.69	12966	5.33	22345	7.40	

Data as on 31 July 2025. **Past performance may or may not be sustained in future and is not a guarantee of any future returns.** The performance details provided herein are of Regular as well as Direct Plan - Growth Option. Returns on ₹10,000 are point-to-point returns for the specific time period, invested at the start of the period. The returns for the respective periods are provided as on last available NAV of July 2025 for the respective schemes. Returns for 1 year and above are Compounded Annualized. Returns for less than 1 year is Simple Annualized. Load is not taken into consideration for computation of performance. Different plans shall have a different expense structure. The expenses of the Direct Plan under the Scheme will be lower to the extent of the distribution expenses / commission charged to the Regular Plan.

As per clause 5.9.1 of the SEBI Master Circular dated June 27, 2024, the scheme returns vis-à-vis the benchmark return (Total Return Index) shall be disclosed are provided from the date of allotment of units.

Post merger performance of the surviving scheme, arising out of merger of schemes with similar features, is computed as per the provisions of clause 13.4 of the SEBI Master Circular dated June 27, 2024, on Disclosure of Performance of Schemes post-merger using the weighted average performance of both transferor and transferee schemes. In other cases, performance is computed using the Applicable NAV of the surviving/continuing schemes. ~~~ Face value Rs 10

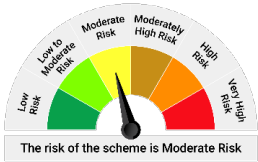
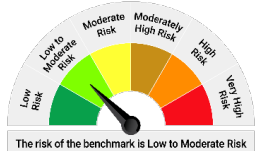

HSBC Income Plus Arbitrage Active FOF - Regular Plan					Inception Date: 30-Apr-14
Total amount invested (₹)	120000	360000	600000	1350000	
Market Value as on July 31, 2025 (₹)	1,23,757	4,03,431	7,09,124	19,54,024	
Scheme Returns (%)	5.89	7.55	6.62	6.37	
65% NIFTY Short Duration Debt Index + 35% NIFTY 50 Arbitrage Index - Scheme Benchmark(₹)	1,25,296	4,05,477	7,14,638	19,88,667	
65% NIFTY Short Duration Debt Index + 35% NIFTY 50 Arbitrage Index - Scheme Benchmark Returns (%)	8.34	7.89	6.93	6.66	
Nifty 50 TRI - Additional Benchmark (₹)	1,23,531	4,37,419	8,55,869	30,72,724	
Nifty 50 TRI - Additional Benchmark Returns (%)	5.54	13.08	14.19	13.85	
CRISIL 10 Year Gilt Index - Additional Benchmark (₹)	125797	413591	720571	1997495	
CRISIL 10 Year Gilt Index - Additional Benchmark Returns (%)	9.14	9.23	7.26	6.74	
HSBC Income Plus Arbitrage Active FOF - Direct Plan					Inception Date: 30-Apr-14
Total amount invested (₹)	120000	360000	600000	1350000	
Market Value as on July 31, 2025 (₹)	1,24,116	4,07,840	7,22,662	20,32,418	
Scheme Returns (%)	6.46	8.28	7.38	7.03	
65% NIFTY Short Duration Debt Index + 35% NIFTY 50 Arbitrage Index - Scheme Benchmark(₹)	1,25,296	4,05,477	7,14,638	19,88,667	
65% NIFTY Short Duration Debt Index + 35% NIFTY 50 Arbitrage Index - Scheme Benchmark Returns (%)	8.34	7.89	6.93	6.66	
Nifty 50 TRI - Additional Benchmark (₹)	1,23,531	4,37,419	8,55,869	30,72,724	
Nifty 50 TRI - Additional Benchmark Returns (%)	5.54	13.08	14.19	13.85	
CRISIL 10 Year Gilt Index - Additional Benchmark (₹)	125797	413591	720571	1997495	
CRISIL 10 Year Gilt Index - Additional Benchmark Returns (%)	9.14	9.23	7.26	6.74	



Past performance may or may not be sustained in future and is not a guarantee of any future returns. For SIP returns, monthly investment of Rs. 10,000/- invested on the 1st day of every month has been considered. SIP Return are calculated on XIRR basis. IDCW are assumed to be reinvested and bonus is adjusted. Load is not taken into consideration. Sonal Gupta is dedicated fund manager for investments in foreign securities by all the schemes of HSBC Mutual Fund.

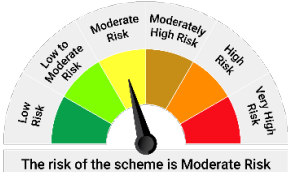
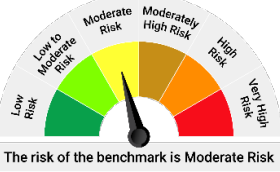
Source: HSBC Mutual Fund, data as on 31 July 2025

[Click here](#) to check other funds performance managed by the Fund Manager

Product Label

Scheme name and Type of scheme	Scheme Risk-o-meter	Benchmark Riskometer (as applicable)
<p>HSBC Income Plus Arbitrage Active FOF (Erstwhile HSBC Managed Solutions India - Conservative)</p> <p>(An open-ended Income plus Arbitrage Active Fund of Fund scheme)</p> <p>This product is suitable for investors who are seeking*:</p> <ul style="list-style-type: none">• To provide income over the long-term.• Investing predominantly in schemes of debt mutual funds, Arbitrage Funds and money market instruments. <p>Benchmark Index : 65% NIFTY Short Duration Debt Index + 35% NIFTY 50 Arbitrage Index</p>	 <p>The risk of the scheme is Moderate Risk</p>	<p>Benchmark Index : Composite index constituting 65% NIFTY Short Duration Debt Index</p>  <p>The risk of the benchmark is Low to Moderate Risk</p> <p>Nifty 50 Arbitrage Index</p>  <p>The risk of the benchmark is Low Risk</p>

HSBC Arbitrage Fund		
<p>*Scheme Riskometer</p>  <p>The risk of the scheme is Low Risk</p>	<p>(An open ended scheme investing in arbitrage opportunities)</p> <p>This product is suitable for investors who are seeking*:</p> <ul style="list-style-type: none">• Generation of reasonable returns over short to medium term• Investment predominantly in arbitrage opportunities in the cash and derivatives segments of the equity markets; and debt and money market instrument <p>As per AMFI Tier I Benchmark i.e. Benchmark Index: Nifty 50 Arbitrage Index</p>	<p>Benchmark Riskometer (as applicable)</p>  <p>The risk of the benchmark is Low Risk</p>

Scheme name and Type of scheme	*Scheme Risk-o-meter	Benchmark Risk-o-meter (as applicable)
<p>HSBC Corporate Bond Fund</p> <p>(An open ended debt scheme predominantly investing in AA+ and above rated corporate bonds. A relatively high interest rate risk and relatively low credit risk)</p> <p>This product is suitable for investors who are seeking*:</p> <ul style="list-style-type: none">• Generation of regular and stable income over medium to long term• Investment predominantly in AA+ and above rated corporate bonds and money market instruments	 <p>The risk of the scheme is Moderate Risk</p>	<p>As per AMFI Tier 1. Benchmark Index: NIFTY Corporate Bond Index A-II</p>  <p>The risk of the benchmark is Moderate Risk</p>

Potential Risk Class (HSBC Corporate Bond Fund)			
Credit Risk →			
Interest Rate Risk ↓	Relatively Low (Class A)	Moderate (Class B)	Relatively High (Class C)
Relatively Low (Class I)			
Moderate (Class II)			
Relatively High (Class III)	A-III		
A Scheme with Relatively High interest rate risk and Low credit risk.			

\$YTM is annualized ^The Macaulay duration is the weighted average term to maturity of the cash flows from a bond. The weight of each cash flow is determined by dividing the present value of the cash flow by the price.

Data as on 31 July 2025, Please refer Scheme Information Document (SID) for more details on scheme.

Note: The sector(s)/stock(s)/issuer(s) mentioned in this document do not constitute any research report nor it should be considered as an investment research, investment recommendation or advice to any reader of this content to buy or sell any stocks / investments. The Fund/portfolio may or may not have any existing / future position in these sector(s)/stock(s)/issuer(s).

Note : Views provided above are based on information available in public domain at this moment and subject to change. Investors should not consider the same as investment advice. Please consult your financial advisor for any investment decision. Past performance may or may not be sustained in future and is not a guarantee of any future returns.

Scheme name and Type of scheme	*Scheme Risk-o-meter	Benchmark Risk-o-meter (as applicable)
HSBC Banking and PSU Debt Fund (An open ended debt scheme primarily investing in debt instruments of banks, public sector undertakings, public financial institutions and municipal bonds. A relatively high interest rate risk and relatively low credit risk.) This product is suitable for investors who are seeking*: <ul style="list-style-type: none"> • Generation of reasonable returns and liquidity over short term • Investment predominantly in securities issued by Banks, Public Sector Undertakings and Public Financial Institutions and municipal corporations in India 	<p>The risk of the scheme is Moderate Risk</p>	As per AMFI Tier 1. Benchmark Index: NIFTY Banking & PSU Debt Index A-II <p>The risk of the benchmark is Low to Moderate Risk</p>

Potential Risk Class (HSBC Banking and PSU Debt Fund)

Credit Risk →	Relatively Low (Class A)	Moderate (Class B)	Relatively High (Class C)
Interest Rate Risk ↓			
Relatively Low (Class I)			
Moderate (Class II)			
Relatively High (Class III)	A-III		
A Scheme with Relatively High interest rate risk and Low credit risk.			



Scheme name and Type of scheme	*Scheme Risk-o-meter	Benchmark Risk-o-meter (as applicable)
HSBC Short Duration Fund (An open ended short term debt scheme investing in instruments such that the Macaulay Duration of the portfolio is between 1 year to 3 years (please refer to page no. 11 of SID for details on Macaulay's Duration). A Moderate interest rate risk and Relatively Low credit risk.) This product is suitable for investors who are seeking*: <ul style="list-style-type: none"> • Generation of regular returns over short term • Investment in fixed income securities of shorter-term maturity. 	<p>The risk of the scheme is Moderate Risk</p>	As per AMFI Tier 1. Benchmark Index: NIFTY Short Duration Debt Index A-II <p>The risk of the benchmark is Low to Moderate Risk</p>

Potential Risk Class (HSBC Short Duration Fund)

Credit Risk →	Relatively Low (Class A)	Moderate (Class B)	Relatively High (Class C)
Interest Rate Risk ↓			
Relatively Low (Class I)			
Moderate (Class II)	A-II		
Relatively High (Class III)			
A Scheme with Relatively Moderate interest rate risk and Relatively Low Credit Risk.			

* Investors should consult their financial advisers if in doubt about whether the product is suitable for them.

Note on Risk-o-meters: Riskometer is as on 31 July 2025, Any change in risk-o-meter shall be communicated by way of Notice cum Addendum and by way of an e-mail or SMS to unitholders of that particular scheme. Potential Risk Class ('PRC') matrix indicates the maximum interest rate risk (measured by Macaulay Duration of the scheme) and maximum credit risk (measured by Credit Risk Value of the scheme) the fund manager can take in the scheme. PRC matrix classification is done in accordance with and subject to the methodology/guidelines prescribed by SEBI to help investors take informed decision based on the maximum interest rate risk and maximum credit risk the fund manager can take in the scheme, as depicted in the PRC matrix.



Scheme name and Type of scheme	*Scheme Risk-o-meter	Benchmark Risk-o-meter (as applicable)
HSBC Dynamic Bond Fund (An open ended dynamic debt scheme investing across duration. A relatively high interest rate risk and relatively low credit risk.) This product is suitable for investors who are seeking*: <ul style="list-style-type: none"> • Generation of reasonable returns over medium to long term • Investment in fixed income securities 	 <p>The risk of the scheme is Moderate Risk</p>	As per AMFI Tier 1. Benchmark Index: NIFTY All Duration G-Sec Index  <p>The risk of the benchmark is Moderate Risk</p>

Potential Risk Class (HSBC Dynamic Bond Fund)

Credit Risk →	Relatively Low (Class A)	Moderate (Class B)	Relatively High (Class C)
Interest Rate Risk ↓			
Relatively Low (Class I)			
Moderate (Class II)			
Relatively High (Class III)	A-III		
A Scheme with Relatively High interest rate risk and Low credit risk.			

* Investors should consult their financial advisers if in doubt about whether the product is suitable for them.

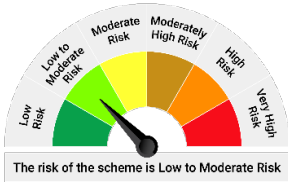
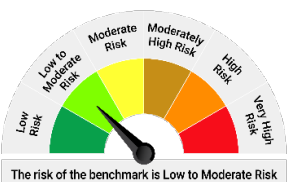
Note on Risk-o-meters: Riskometer is as on 31 July 2025, Any change in risk-o-meter shall be communicated by way of Notice cum Addendum and by way of an e-mail or SMS to unitholders of that particular scheme. Potential Risk Class ('PRC') matrix indicates the maximum interest rate risk (measured by Macaulay Duration of the scheme) and maximum credit risk (measured by Credit Risk Value of the scheme) the fund manager can take in the scheme. PRC matrix classification is done in accordance with and subject to the methodology/guidelines prescribed by SEBI to help investors take informed decision based on the maximum interest rate risk and maximum credit risk the fund manager can take in the scheme, as depicted in the PRC matrix.

Scheme name and Type of scheme	*Scheme Risk-o-meter	Benchmark Risk-o-meter (as applicable)
HSBC Gilt Fund (An open ended debt scheme investing in government securities across maturity. A relatively high interest rate risk and relatively low credit risk.) This product is suitable for investors who are seeking*: <ul style="list-style-type: none"> • Generation of returns over medium to long term • Investment in Government Securities. 	 <p>The risk of the scheme is Moderate Risk</p>	As per AMFI Tier 1. Benchmark Index: NIFTY All Duration G-Sec Index  <p>The risk of the benchmark is Moderate Risk</p>

Potential Risk Class (HSBC Gilt Fund)

Credit Risk →	Relatively Low (Class A)	Moderate (Class B)	Relatively High (Class C)
Interest Rate Risk ↓			
Relatively Low (Class I)			
Moderate (Class II)			
Relatively High (Class III)	A-III		
A Scheme with Relatively High interest rate risk and Low credit risk.			

Potential Risk Class ('PRC') matrix indicates the maximum interest rate risk (measured by Macaulay Duration of the scheme) and maximum credit risk (measured by Credit Risk Value of the scheme) the fund manager can take in the scheme. PRC matrix classification is done in accordance with and subject to the methodology/guidelines prescribed by SEBI to help investors take informed decision based on the maximum interest rate risk and maximum credit risk the fund manager can take in the scheme, as depicted in the PRC matrix.

Scheme name and Type of scheme	*Scheme Risk-o-meter	Benchmark Risk-o-meter (as applicable)
HSBC Ultra Short Duration Fund (An open ended ultra-short term debt scheme investing in instruments such that the Macaulay Duration of the portfolio is between 3 months to 6 months. (Please refer Page No. 11 for explanation on Macaulay's duration). Relatively Low interest rate risk and moderate credit risk.) This product is suitable for investors who are seeking*: <ul style="list-style-type: none">Income over short term with low volatility.Investment in debt & money market instruments such that the Macaulay Duration of the portfolio is between 3 months- 6 months.^	 The risk of the scheme is Low to Moderate Risk	As per AMFI Tier 1. Benchmark Index: NIFTY Ultra Short Duration Debt Index A-I  The risk of the benchmark is Low to Moderate Risk

* Investors should consult their financial advisers if in doubt about whether the product is suitable for them. ^ The Macaulay duration is the weighted average term to maturity of the cash flows from a bond. The weight of each cash flow is determined by dividing the present value of the cash flow by the price

Potential Risk Class (HSBC Ultra Short Duration Fund)

Credit Risk →	Relatively Low (Class A)	Moderate (Class B)	Relatively High (Class C)
Interest Rate Risk ↓			
Relatively Low (Class I)		B-I	
Moderate (Class II)			
Relatively High (Class III)			
A Scheme with Relatively Low interest rate risk and Moderate credit risk.			

Potential Risk Class ('PRC') matrix indicates the maximum interest rate risk (measured by Macaulay Duration of the scheme) and maximum credit risk (measured by Credit Risk Value of the scheme) the fund manager can take in the scheme. PRC matrix classification is done in accordance with and subject to the methodology/guidelines prescribed by SEBI to help investors take informed decision based on the maximum interest rate risk and maximum credit risk the fund manager can take in the scheme, as depicted in the PRC matrix.

* Investors should consult their financial advisers if in doubt about whether the product is suitable for them.
Note on Risk-o-meters: Riskometer is as on 31 July 2025, Any change in risk-o-meter shall be communicated by way of Notice cum Addendum and by way of an e-mail or SMS to unitholders of that particular scheme.
Potential Risk Class ('PRC') matrix indicates the maximum interest rate risk (measured by Macaulay Duration of the scheme) and maximum credit risk (measured by Credit Risk Value of the scheme) the fund manager can take in the scheme. PRC matrix classification is done in accordance with and subject to the methodology/guidelines prescribed by SEBI to help investors take informed decision based on the maximum interest rate risk and maximum credit risk the fund manager can take in the scheme, as depicted in the PRC matrix.

Past performance may or may not be sustained in future and is not a guarantee of any future returns. Source: HSBC Mutual Fund, data as on 31 July 2025
Investors are requested to note that as per SEBI (Mutual Funds) Regulations, 1996 and guidelines issued thereunder, HSBC AMC, its employees and/or empanelled distributors/agents are forbidden from guaranteeing/promising/assuring/predicting any returns or future performances of the schemes of HSBC Mutual Fund. Hence please do not rely upon any such statements/commitments. If you come across any such practices, please register a complaint via email at investor.line@mutualfunds.hsbc.co.in.
Disclaimer: This document has been prepared by HSBC Mutual Fund for information purposes only and should not be construed as i) an offer or recommendation to buy or sell securities, commodities, currencies or other investments referred to herein; or ii) an offer to sell or a solicitation or an offer for purchase of any of the funds of HSBC Mutual Fund; or iii) an investment research or investment advice. It does not have regard to specific investment objectives, financial situation and the particular needs of any specific person who may receive this document. Investors should seek personal and independent advice regarding the appropriateness of investing in any of the funds, securities, other investment or investment strategies that may have been discussed or referred herein and should understand that the views regarding future prospects may or may not be realized. In no event shall HSBC Mutual Fund/HSBC Asset management (India) Private Limited and / or its affiliates or any of their directors, trustees, officers and employees be liable for any direct, indirect, special, incidental or consequential damages arising out of the use of information / opinion herein.
This document is intended only for those who access it from within India and approved for distribution in Indian jurisdiction only. Distribution of this document to anyone (including investors, prospective investors or distributors) who are located outside India or foreign nationals residing in India, is strictly prohibited. Neither this document nor the units of HSBC Mutual Fund have been registered under Securities law/Regulations in any foreign jurisdiction. The distribution of this document in certain jurisdictions may be unlawful or restricted or totally prohibited and accordingly, persons who come into possession of this document are required to inform themselves about, and to observe, any such restrictions. If any person chooses to access this document from a jurisdiction other than India, then such person do so at his/her own risk and HSBC and its group companies will not be liable for any breach of local law or regulation that such person commits as a result of doing so.
© Copyright. HSBC Mutual Fund 2025, ALL RIGHTS RESERVED.
HSBC Mutual Fund, 9-11th Floor, NESCO - IT Park Bldg. 3, Nesco Complex, Western Express Highway, Goregaon East, Mumbai 400063. Maharashtra.
GST - 27AABCH0007N1Z5, Email: investor.line@mutualfunds.hsbc.co.in | Website: www.assetmanagement.hsbc.co/in

Mutual Fund investments are subject to market risks, read all scheme related documents carefully.