

Product Note

HSBC Gilt Fund (HGIF)

(An open ended debt scheme investing in government securities across maturity. A relatively high interest rate risk and relatively low credit risk.)

July 2025

Fund Category	Fund Manager	Benchmark ^{1, 2}	Inception Date	AUM ^{3&}
Gilt Fund	Mohd Asif Rizwi And Shriram Ramanathan	Nifty All Duration G-Sec Index	29 Mar 2000	Rs. 249.74 Cr

Quantitative Data		Minimum Investment		
Average Maturity	19.48 Years	Lumpsum	SIP	Additional Purchase
Modified Duration	8.94 Years	₹ 5,000	₹ 500	₹ 1,000
Macaulay Duration	9.24 Years			
Yield to Maturity	6.78%			

Why HSBC Gilt Fund?

- The fund aims to generate alpha through active duration management
- Invests predominantly in sovereign instruments and hence has minimal credit risk
- Follows active duration management along with dynamic asset allocation
- Ideal for investors seeking appropriate risk adjusted returns.

Fund Approach

- Actively managed fund investing across the yield curve in Govt. Securities and SDLs seeks to generate alpha
- Dynamic duration management to endeavour to seize potential upsides when interest rates are expected to soften while also reducing risks in an uncertain environment
- Investments in a liquid portfolio to enable positioning changes based on evolving scenario

Exit Load: NIL, No entry load will be charged to the investor.

Month End Total Expenses Ratios (Annualized)⁴ – Regular⁵: 1.64%, Direct: 0.48%.

¹ As per clause 1.9 of the SEBI Master Circular dated June 27, 2024, on 'Guiding Principles for bringing uniformity in Benchmarks of Mutual Fund Schemes' has introduced two-tiered structure for benchmarking of certain categories of schemes. Accordingly, the benchmark has been classified as Tier 1 benchmark effective from 01 December 2021. ² Fund's benchmark has changed with effect from May 01, 2022.

³ AUM is as on 30 June 2025

⁴ TER Annualized TER including GST on Investment Management Fees

⁵ Continuing plans.

&For disclosure of quarterly AUM/AAUM and AUM by geography, please visit our website: <https://www.assetmanagement.hsbc.co.in/en/mutual-funds/investor-resources/information-library#&accordion1446811090=4>

Note: The sector(s)/stock(s)/issuer(s) mentioned in this document do not constitute any research report nor it should be considered as an investment research, investment recommendation or advice to any reader of this content to buy or sell any stocks / investments. The Fund/portfolio may or may not have any existing / future position in these sector(s)/stock(s)/issuer(s).

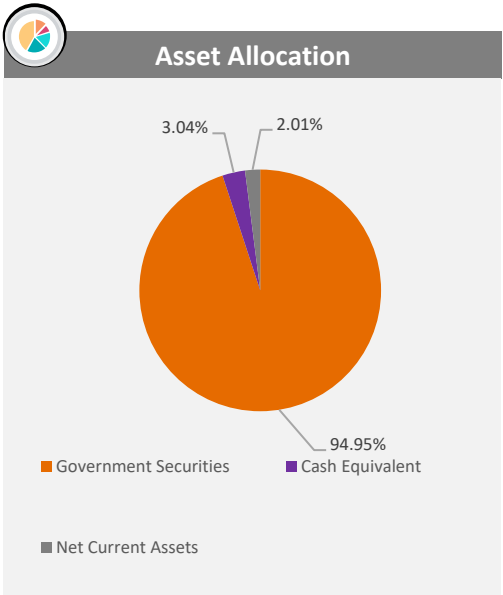
Source – HSBC Mutual Fund, Data as of 30 June 2025. **Past performance may or may not be sustained in the future and is not indicative of future results.**

Portfolio

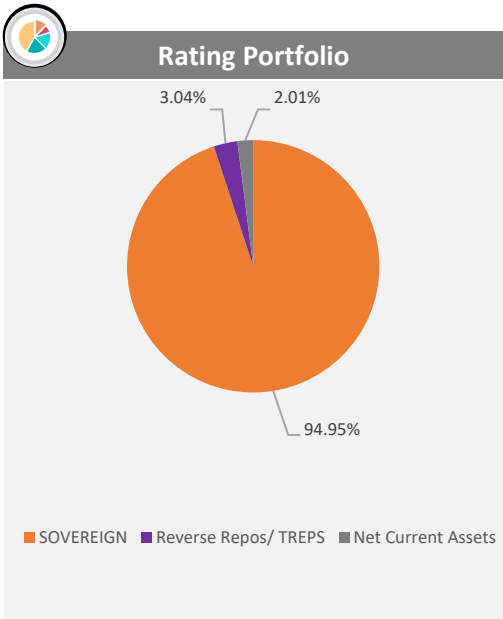
Issuer	Rating	% to Net Assets
Government Securities		94.95%
7.34% GOI 22APR2064	SOVEREIGN	16.92%
6.33% GOI 05MAY2035 GSEC	SOVEREIGN	14.97%
6.79% GOI 07OCT2034 GSEC	SOVEREIGN	12.96%
7.30% GOI 19JUN53	SOVEREIGN	12.41%
7.09% GOI 05AUG2054	SOVEREIGN	10.34%
6.69% GUJARAT 14May2035 SDL	SOVEREIGN	6.41%
7.10% GOI 08-Apr-2034	SOVEREIGN	6.38%
7.26% GOI 06FEB33	SOVEREIGN	4.33%
6.64% GOI 16JUN2035	SOVEREIGN	4.07%
6.90% GOI 15-Apr-2065	SOVEREIGN	3.96%
7.22% Gujarat SDL 15Jan2035	SOVEREIGN	2.12%
7.09% GOI 25NOV74 G-SEC	SOVEREIGN	0.08%
Cash Equivalent		5.05%
TREPS*		3.04%
Net Current Assets		2.01%
Total Net Assets as on 30-June-2025		100.00%

*TREPS : Tri-Party Repo fully collateralized by G-Sec

Asset Allocation



Rating Portfolio



Investment Objective

To generate returns from a portfolio from investments in Government Securities. There is no assurance that the objective of the Scheme will be realised and the Scheme does not assure or guarantee any returns.

Fund Manager - Mohd Asif Rizwi Effective 01 May 2024. Total Schemes Managed - 15
Fund Manager - Shriram Ramanathan Effective 03 Apr 2017. Total Schemes Managed - 9

Lump Sum Investment Performance									Inception Date
Fund / Benchmark (Value of Rs 10,000 invested)	1 Year		3 Years		5 Years		Since Inception		
	Amount in ₹	Returns %	Amount in ₹	Returns %	Amount in ₹	Returns %	Amount in ₹	Returns %	
HSBC Gilt Fund - Regular Plan ^{6~~}	10952	9.54	12376	7.36	12821	5.09	67040	7.85	29-Mar-00
Scheme Benchmark (NIFTY All Duration G-Sec Index)	11161	11.65	13218	9.75	13764	6.59	NA	NA	
Additional Benchmark (CRISIL 10 year Gilt Index)	11171	11.75	13106	9.43	13076	5.50	NA	NA	
HSBC Gilt Fund - Direct Plan ^{6~~}	11085	10.88	12834	8.67	13616	6.36	28855	8.91	01-Jan-13
Scheme Benchmark (NIFTY All Duration G-Sec Index)	11161	11.65	13218	9.75	13764	6.59	25117	7.70	
Additional Benchmark (CRISIL 10 year Gilt Index)	11171	11.75	13106	9.43	13076	5.50	22764	6.85	

Past performance may or may not be sustained in future and is not a guarantee of any future returns. The performance details provided herein are of Regular as well as Direct Plan - Growth Option. Returns on ₹10,000 are point-to-point returns for the specific time period, invested at the start of the period. The returns for the respective periods are provided as on last available NAV of June 2025 for the respective schemes. Returns for 1 year and above are Compounded Annualized. Returns for less than 1 year is Simple Annualized. Load is not taken into consideration for computation of performance. Different plans shall have a different expense structure. The expenses of the Direct Plan under the Scheme will be lower to the extent of the distribution expenses / commission charged to the Regular Plan.

As per clause 5.9.1 of the SEBI Master Circular dated June 27, 2024, the scheme returns vis-à-vis the benchmark return (Total Return Index) shall be disclosed are provided from the date of allotment of units.



Post merger performance of the surviving scheme, arising out of merger of schemes with similar features, is computed as per the provisions of clause 13.4 of the SEBI Master Circular dated June 27, 2024, on Disclosure of Performance of Schemes post-merger using the weighted average performance of both transferor and transferee schemes. In other cases, performance is computed using the Applicable NAV of the surviving/continuing schemes. ~ Face value Rs 10

Returns for Debt schemes has been calculated as on last business day NAV provided as on 30 June 2025.

⁶**HSBC Gilt Fund:** 6HSBC Gilt Fund: The launch date of the NIFTY All Duration G-Sec Index is Sep 03, 2001 whereas the inception date of the scheme is Mar 29, 2000. The corresponding benchmark returns since inception of the scheme not available. (NSE_Indices_Riskometer_2022-11.pdf (niftyindices.com))

Source: HSBC Mutual Fund, data as on 30 June 2025
[Click here](#) to check other funds performance managed by the Fund Manager

Product Label

Scheme name and Type of scheme	*Scheme Risk-o-meter	Benchmark Risk-o-meter (as applicable)
HSBC Gilt Fund (An open ended debt scheme investing in government securities across maturity. A relatively high interest rate risk and relatively low credit risk.) This product is suitable for investors who are seeking*: <ul style="list-style-type: none"> • Generation of returns over medium to long term • Investment in Government Securities. 	 <p>The risk of the scheme is Moderate Risk</p>	As per AMFI Tier 1. Benchmark Index: NIFTY All Duration G-Sec Index  <p>The risk of the benchmark is Moderate Risk</p>

* Investors should consult their financial advisers if in doubt about whether the product is suitable for them.

Note on Risk-o-meters: Riskometer is as on 30 June 2025, Any change in risk-o-meter shall be communicated by way of Notice cum Addendum and by way of an e-mail or SMS to unitholders of that particular scheme

Potential Risk Class (HSBC Gilt Fund)			
Credit Risk →	Relatively Low (Class A)	Moderate (Class B)	Relatively High (Class C)
Interest Rate Risk ↓			
Relatively Low (Class I)			
Moderate (Class II)			
Relatively High (Class III)	A-III		
A Scheme with Relatively High interest rate risk and Low credit risk.			

Potential Risk Class (‘PRC’) matrix indicates the maximum interest rate risk (measured by Macaulay Duration of the scheme) and maximum credit risk (measured by Credit Risk Value of the scheme) the fund manager can take in the scheme. PRC matrix classification is done in accordance with and subject to the methodology/guidelines prescribed by SEBI to help investors take informed decision based on the maximum interest rate risk and maximum credit risk the fund manager can take in the scheme, as depicted in the PRC matrix.

Past performance may or may not be sustained in the future and is not indicative of future results. Source: HSBC Mutual Fund, data as on 30 June 2025

Investors are requested to note that as per SEBI (Mutual Funds) Regulations, 1996 and guidelines issued thereunder, HSBC AMC, its employees and/or empaneled distributors/agents are forbidden from guaranteeing/promising/assuring/predicting any returns or future performances of the schemes of HSBC Mutual Fund. Hence please do not rely upon any such statements/commitments. If you come across any such practices, please register a complaint via email at investor.line@mutualfunds.hsbc.co.in.

Disclaimer: This document has been prepared by HSBC Mutual Fund for information purposes only and should not be construed as i) an offer or recommendation to buy or sell securities, commodities, currencies or other investments referred to herein; or ii) an offer to sell or a solicitation or an offer for purchase of any of the funds of HSBC Mutual Fund; or iii) an investment research or investment advice. It does not have regard to specific investment objectives, financial situation and the particular needs of any specific person who may receive this document. Investors should seek personal and independent advice regarding the appropriateness of investing in any of the funds, securities, other investment or investment strategies that may have been discussed or referred herein and should understand that the views regarding future prospects may or may not be realized. In no event shall HSBC Mutual Fund/HSBC Asset management (India) Private Limited and / or its affiliates or any of their directors, trustees, officers and employees be liable for any direct, indirect, special, incidental or consequential damages arising out of the use of information / opinion herein.

This document is intended only for those who access it from within India and approved for distribution in Indian jurisdiction only. Distribution of this document to anyone (including investors, prospective investors or distributors) who are located outside India or foreign nationals residing in India, is strictly prohibited. Neither this document nor the units of HSBC Mutual Fund have been registered under Securities law/Regulations in any foreign jurisdiction. The distribution of this document in certain jurisdictions may be unlawful or restricted or totally prohibited and accordingly, persons who come into possession of this document are required to inform themselves about, and to observe, any such restrictions. If any person chooses to access this document from a jurisdiction other than India, then such person do so at his/her own risk and HSBC and its group companies will not be liable for any breach of local law or regulation that such person commits as a result of doing so.

© Copyright. HSBC Mutual Fund 2025, ALL RIGHTS RESERVED.
 HSBC Mutual Fund, 9-11th Floor, NESCO - IT Park Bldg. 3, Nesco Complex, Western Express Highway, Goregaon East, Mumbai 400063. Maharashtra.
 GST - 27AABCH0007N1ZS, Email: investor.line@mutualfunds.hsbc.co.in | Website: www.assetmanagement.hsbc.co/in

Mutual Fund investments are subject to market risks, read all scheme related documents carefully.