

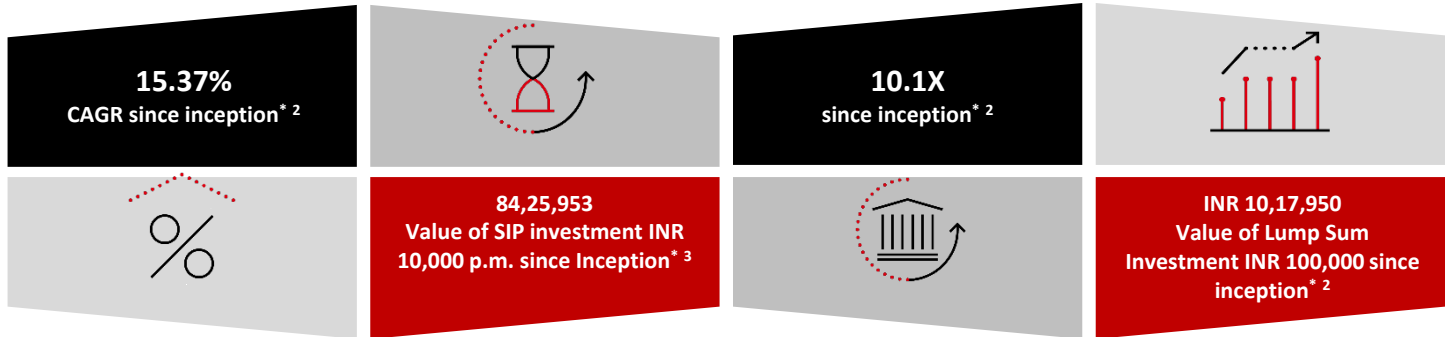
Product Note

HSBC Value Fund (HVAF)

(An open ended equity scheme following a value investment strategy)

April 2026

Fund Category	Fund Manager	Benchmark ¹	Inception Date*	AUM ^{&}
Value Fund	Venugopal Manghat and Mayank Chaturvedi [#]	Nifty 500 TRI	8 Jan 2010	Rs. 13,371.21 Cr



Portfolio	% to net assets	Industry - Allocation	% to net assets
State Bank of India	3.91%	Banks	22.73%
NTPC Limited	3.58%	Finance	7.42%
Karur Vysya Bank Limited	3.42%	Reverse Repos/TREPS	7.20%
Reliance Industries Limited	3.38%	IT - Software	6.87%
HDFC Bank Limited	3.33%	Petroleum Products	4.42%
Shriram Finance Limited	2.93%	Industrial Products	4.29%
The Federal Bank Limited	2.72%	Construction	3.98%
Multi Commodity Exchange of India Ltd.	2.44%	Power	3.58%
Infosys Limited	2.43%	Ferrous Metals	3.54%
ICICI Bank Limited	2.33%	Textiles & Apparels	3.30%

Risk Ratios ⁴	
Standard Deviation	15.70%
Beta	0.99

Risk Ratios ⁴	
Sharpe Ratio ⁵	0.74
R2	0.90%

Exit Load: If the units redeemed or switched out are upto 10% of the units purchased or switched in ("the limit") within 1 year from the date of allotment – Nil, If units redeemed or switched out are over and above the limit within 1 year from the date of allotment – 1%, If units are redeemed or switched out on or after 1 year from the date of allotment – Nil. A switch-out or a withdrawal under SWP may also attract an Exit Load like any Redemption. No Exit load will be chargeable in case of switches made between different options of the Scheme. No Exit load will be chargeable in case of Units allotted on account of IDCW reinvestments, if any. Exit load is not applicable for Segregated Portfolio.

Month End Total Expenses Ratios (Annualized)⁶ – Regular⁷: 1.72%, Direct: 0.70%

* Since inception - 08 Jan 10

¹ As per clause 7.2 of the SEBI Master Circular for Mutual Funds no. HO/24/13/11(1)2026-IMD-POD-1/1/7602/2026 dated March 20, 2026., on Benchmarks for Mutual Fund Schemes' has introduced two-tiered structure for benchmarking of certain categories of schemes. Accordingly, the benchmark has been classified as Tier 1 benchmark. Furthermore, the same is effective from 01 December 2021.

² As on 31 March 2026 of Growth option regular plan. During the same period, scheme benchmark (Nifty 500 TRI) has moved by 5.5X to Rs. 5,56,480 from Rs.100,000 and delivered return of 11.15%. Please refer page no.3 for detailed performance of HSBC Value Fund.

³ During the same period, value of scheme benchmark (Nifty 500 TRI) has moved to 58,26,718

⁴ Quantitative Data disclosed are as per monthly returns (Annualized) for the last 3 years.

⁵ Risk free rate: 6.98% (FIMMDA-NSE Mibor)

⁶ TER Annualized TER including GST on Investment Management Fees

⁷ Continuing plans

[#] Mayank Chaturvedi shall be the fund manager for investments in foreign securities (wherever applicable) for all the schemes of HSBC Mutual Fund. w.e.f. October 01, 2025.

[&]For disclosure of quarterly AUM/AAUM and AUM by geography, please visit our website: <https://www.assetmanagement.hsbc.co.in/en/mutual-funds/investor-resources/information-library#&accordion1446811090=4>

Note: The sector(s)/stock(s)/issuer(s) mentioned in this document do not constitute any research report nor it should be considered as an investment research, investment recommendation or advice to any reader of this content to buy or sell any stocks / investments. The Fund/portfolio may or may not have any existing / future position in these sector(s)/stock(s)/issuer(s).

Source – HSBC Mutual Fund, Data as of 31 March 2026. **Past performance may or may not be sustained in future and is not a guarantee of any future returns.**

While volatility is a big fear for most investors, disciplined value investors don't equate volatility with risk. Such investors, instead, turn to buying stocks that are trading at a discount to their intrinsic value. Even the most successful global investors of all time advocate the value investing approach to unearth good businesses at good prices.

Why HSBC Value Fund?

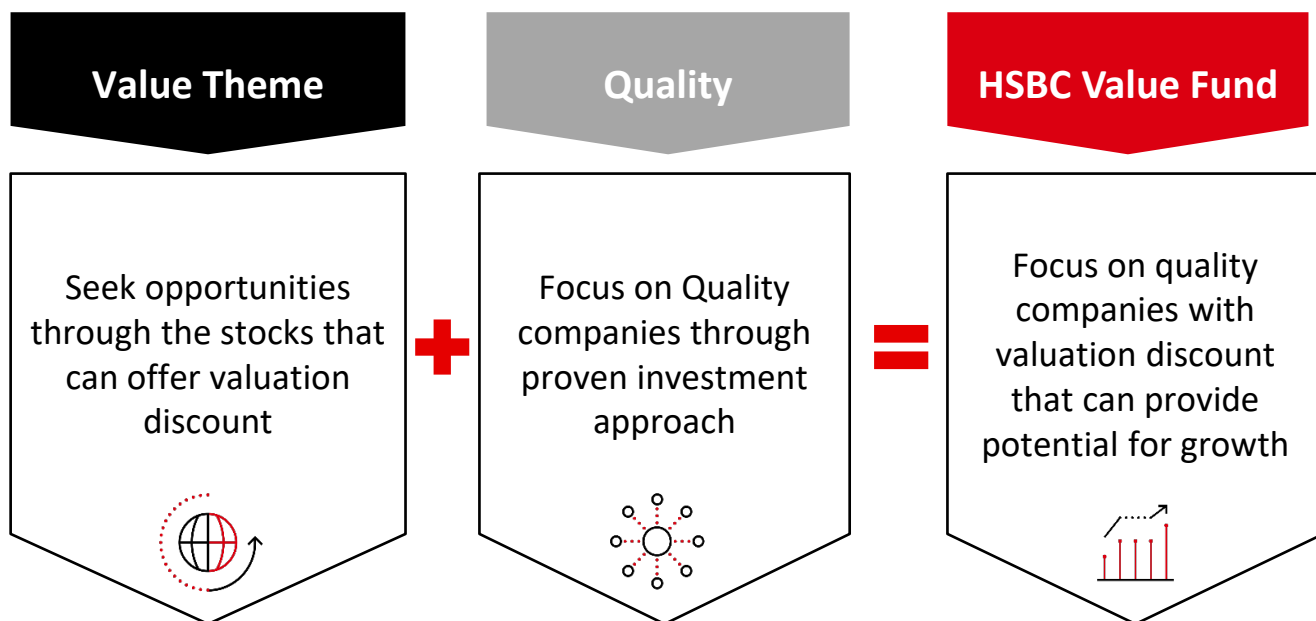
- For those who seek for Long term capital appreciation through an exposure to value style companies
- The fund aims to identify undervalued stocks having the potential to deliver long term risk-adjusted returns
- The fund will focus on undervalued stocks which the Fund Managers believe are trading at less than their assessed values

Fund Approach

- Diversified equity fund with strong value bias that aims to deliver long term reasonable risk adjusted returns
- Value style (Market price < Intrinsic value of stock) and Bottom-up approach with aim to invest across market caps and sectors
- Focus on identifying valuation anomalies versus the economic potential of the business over the medium term
- Aims to minimize portfolio risk by investing in quality companies, monitoring corporate fundamentals closely
- The fund looks to invest in fundamentally strong companies that the fund manager believes are trading at less than their assessed values thus offering higher upside potential
- This approach not only helps in identifying undervalued stocks but also factor-in the risk elements while picking stocks

Investment Objective

The investment objective of the Scheme is to generate long-term capital appreciation from a diversified portfolio of predominantly equity and equity related securities, in the Indian markets with higher focus on undervalued securities. The Scheme could also additionally invest in Foreign Securities in international markets. There is no assurance that the investment objective of the scheme will be achieved.



Source – Bloomberg, HSBC Mutual Fund

Note – Details provided above is As on 31 March 2026 or as latest available. Views provided above are based on information available in public domain at this moment and subject to change. Investors should not consider the same as investment advice. Please consult your financial advisor for all your investment decision.

Note: The sector(s)/stock(s)/issuer(s) mentioned in this document do not constitute any research report nor it should be considered as an investment research, investment recommendation or advice to any reader of this content to buy or sell any stocks / investments. The Fund/portfolio may or may not have any existing / future position in these sector(s)/stock(s)/issuer(s).

Source - HSBC Mutual Fund, Data as of 31 March 2026

Lump Sum Investment Performance											Inception Date
Fund / Benchmark (Value of Rs 10,000 invested)	1 Year		3 Years		5 Years		10 Years		Since Inception		
	Amount in ₹	Returns %	Amount in ₹	Returns %	Amount in ₹	Returns %			Amount in ₹	Returns %	
HSBC Value Fund-Regular Plan~~	10345	3.43	16816	18.92	22293	17.39	42551	15.58	101795	15.37	08-Jan-10
Scheme Benchmark (Nifty 500 TRI)	9712	-2.87	14513	13.22	17531	11.88	35512	13.51	55648	11.15	
Additional Benchmark (Nifty 50 TRI)	9601	-3.97	13320	10.03	16113	10.01	32594	12.54	51689	10.65	
HSBC Value Fund-Direct Plan~~	10445	4.43	17306	20.06	23390	18.52	46714	16.66	93162	18.35	01-Jan-13
Scheme Benchmark (Nifty 500 TRI)	9712	-2.87	14513	13.22	17531	11.88	35512	13.51	49559	12.84	
Additional Benchmark (Nifty 50 TRI)	9601	-3.97	13320	10.03	16113	10.01	32594	12.54	43990	11.83	

Past performance may or may not be sustained in future and is not a guarantee of any future returns. The performance details provided herein are of Regular as well as Direct Plan - Growth Option. Returns on ₹10,000 are point-to-point returns for the specific time period, invested at the start of the period. The returns for the respective periods are provided as on last available NAV of March 2026 for the respective schemes. Returns for 1 year and above are Compounded Annualized. Returns for less than 1 year is Simple Annualized. Load is not taken into consideration for computation of performance. Different plans shall have a different expense structure. The expenses of the Direct Plan under the Scheme will be lower to the extent of the distribution expenses / commission charged to the Regular Plan.

As per clause 6.9.1 of the SEBI Master Circular for Mutual Funds no. HO/24/13/11(1)2026-IMD-POD-1//7602/2026 dated March 20, 2026., the scheme returns vis-à-vis the benchmark return (Total Return Index) shall be disclosed are provided from the date of allotment of units.

Post merger performance of the surviving scheme, arising out of merger of schemes with similar features, is computed as per the provisions of clause 14.3 of the SEBI Master Circular for Mutual Funds no. HO/24/13/11(1)2026-IMD-POD-1//7602/2026 dated March 20, 2026., on Disclosure of Performance of Schemes post-merger using the weighted average performance of both transferor and transferee schemes. In other cases, performance is computed using the Applicable NAV of the surviving/continuing schemes. ~ Face value Rs 10

SIP Performance HSBC Value Fund – Regular Plan					Inception Date: 08-Jan-10
Scheme Name & Benchmarks	1 Year	3 Years	5 Years	Since Inception	
Total amount invested (₹)	120000	360000	600000	1940000	
Market Value as on March 30, 2026 (₹)	1,11,889	3,95,985	8,35,911	84,25,953	
Scheme Returns (%)	-12.41	6.31	13.25	16.35	
Nifty 500 TRI - Scheme Benchmark (₹)	1,08,014	3,67,691	7,22,490	58,26,718	
Nifty 500 TRI - Scheme Benchmark Returns (%)	-18.16	1.38	7.38	12.46	
Nifty 50 TRI - Additional Benchmark (₹)	1,07,835	3,62,647	6,94,709	52,86,672	
Nifty 50 TRI - Additional Benchmark Returns (%)	-18.42	0.48	5.81	11.42	
SIP Performance HSBC Value Fund – Direct Plan					Inception Date: 01-Jan-13
Scheme Name & Benchmarks	1 Year	3 Years	5 Years	Since Inception	
Total amount invested (₹)	120000	360000	600000	1580000	
Market Value as on March 30, 2026 (₹)	1,12,479	4,02,448	8,59,922	54,23,188	
Scheme Returns (%)	-11.53	7.40	14.40	17.29	
Nifty 500 TRI - Scheme Benchmark (₹)	1,08,014	3,67,691	7,22,490	38,27,869	
Nifty 500 TRI - Scheme Benchmark Returns (%)	-18.16	1.38	7.38	12.59	
Nifty 50 TRI - Additional Benchmark (₹)	1,07,835	3,62,647	6,94,709	35,04,560	
Nifty 50 TRI - Additional Benchmark Returns (%)	-18.42	0.48	5.81	11.39	



Past performance may or may not be sustained in future and is not a guarantee of any future returns. For SIP returns, monthly investment of Rs. 10,000/- invested on the 1st day of every month has been considered. SIP Return are calculated on XIRR basis. IDCW are assumed to be reinvested and bonus is adjusted. Load is not taken into consideration.

Mayank Chaturvedi shall be the fund manager for investments in foreign securities (wherever applicable) for all the schemes of HSBC Mutual Fund. w.e.f. October 01, 2025.

Source: HSBC Mutual Fund, data As on 31 March 2026

[Click here](#) to check other funds performance managed by the Fund Manager

Product Label

Scheme name and Type of scheme	Scheme Risk-o-meter	Benchmark Risk-o-meter (as applicable)
<p>HSBC Value Fund (An open ended equity scheme following a value investment strategy)</p> <p>This product is suitable for investors who are seeking*:</p> <ul style="list-style-type: none"> • Long term capital appreciation • Investment predominantly in equity and equity-related securities in Indian markets and foreign securities, with higher focus on undervalued securities. 	 <p>The risk of the scheme is Very High Risk</p>	<p>As per AMFI Tier I Benchmark i.e. Benchmark Index : NIFTY 500 TRI</p>  <p>The risk of the benchmark is Very High Risk</p>

* Investors should consult their financial advisers if in doubt about whether the product is suitable for them.

Note on Risk-o-meters: Riskometer is As on 31 March 2026 , Any change in risk-o-meter shall be communicated by way of Notice cum Addendum and by way of an e-mail or SMS to unitholders of that particular scheme

Past performance may or may not be sustained in future and is not a guarantee of any future returns. Source: HSBC Mutual Fund, data As on 31 March 2026

Investors are requested to note that as per SEBI (Mutual Funds) Regulations, 1996 and guidelines issued thereunder, HSBC AMC, its employees and/or empaneled distributors/agents are forbidden from guaranteeing/promising/assuring/predicting any returns or future performances of the schemes of HSBC Mutual Fund. Hence please do not rely upon any such statements/commitments. If you come across any such practices, please register a complaint via email at investor.line@mutualfunds.hsbc.co.in.

Disclaimer: This document has been prepared by HSBC Mutual Fund for information purposes only and should not be construed as i) an offer or recommendation to buy or sell securities, commodities, currencies or other investments referred to herein; or ii) an offer to sell or a solicitation or an offer for purchase of any of the funds of HSBC Mutual Fund; or iii) an investment research or investment advice. It does not have regard to specific investment objectives, financial situation and the particular needs of any specific person who may receive this document. Investors should seek personal and independent advice regarding the appropriateness of investing in any of the funds, securities, other investment or investment strategies that may have been discussed or referred herein and should understand that the views regarding future prospects may or may not be realized. In no event shall HSBC Mutual Fund/HSBC Asset management (India) Private Limited and / or its affiliates or any of their directors, trustees, officers and employees be liable for any direct, indirect, special, incidental or consequential damages arising out of the use of information / opinion herein.

This document is intended only for those who access it from within India and approved for distribution in Indian jurisdiction only. Distribution of this document to anyone (including investors, prospective investors or distributors) who are located outside India or foreign nationals residing in India, is strictly prohibited. Neither this document nor the units of HSBC Mutual Fund have been registered under Securities law/Regulations in any foreign jurisdiction. The distribution of this document in certain jurisdictions may be unlawful or restricted or totally prohibited and accordingly, persons who come into possession of this document are required to inform themselves about, and to observe, any such restrictions. If any person chooses to access this document from a jurisdiction other than India, then such person do so at his/her own risk and HSBC and its group companies will not be liable for any breach of local law or regulation that such person commits as a result of doing so.

© Copyright. HSBC Mutual Fund 2025, ALL RIGHTS RESERVED.
HSBC Mutual Fund, 9-11th Floor, NESCO - IT Park Bldg. 3, Nesco Complex, Western Express Highway, Goregaon East, Mumbai 400063. Maharashtra.
GST - 27AABCH0007N1ZS, Email: investor.line@mutualfunds.hsbc.co.in | Website: www.assetmanagement.hsbc.co/in

Mutual Fund investments are subject to market risks, read all scheme related documents carefully.